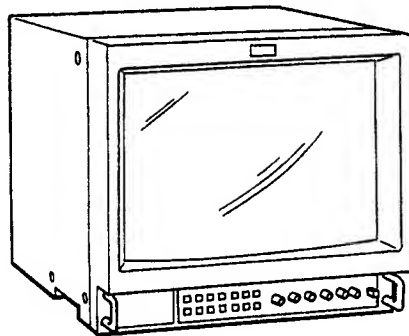


PVM-1350/1351Q/1354Q

SERVICE MANUAL

US Model
Canadian Model



PVM-1350

Chassis No. SCC-G61D-A

PVM-1351Q

Chassis No. SCC-G61C-A

PVM-1354Q

Chassis No. SCC-G61B-A

SPECIFICATIONS (PVM-1351Q/1354Q)

Video signal

| | |
|---------------------|---|
| Color system | PAL, SECAM, NTSC _{3.58} , NTSC _{4.43} |
| Resolution | 600 TV lines (PVM-1354Q) 450 TV lines (PVM-1351Q) |
| Aperture correction | 0dB - +6.0dB |
| Frequency response | LINE 9.0MHz (-3 dB) RGB 10.0 MHz (-3 dB) |
| Synchronization | AFC time constant 1.0 msec. |

Picture performance

| | |
|-------------------------|---|
| Normal scan | 7% over scan of CRT effective screen area |
| Underscan | 5% underscan of CRT effective screen area |
| H. linearity | Less than 8.0% (typical) |
| V. linearity | Less than 7.0% (typical) |
| Convergence | Central area: 0.6 mm (typical) Peripheral area: 0.8 mm (typical) |
| Raster size stability | H: 1.0%, V: 1.5% |
| High voltage regulation | 3.5% |
| CRT | SMPTE-C phosphor (PVM-1354Q) P22 phosphor (PVM-1351Q) |
| Color temperature | 6,500K/9,300K (+8MPCD), selectable USER (3200K-10000K, factory setting is 6500K) |

Inputs and Outputs

| | |
|--------|---|
| Inputs | Y/C IN: 4-pin mini DIN connector (See the pin assignment on the next page.) VIDEO IN: BNC connector |
|--------|---|

1Vp-p \pm 6dB, sync negative
AUDIO IN: phono jack, -5dBs, more than 47k ohms
R/R-Y, G/Y, B/B-Y IN: BNC connector
R, G, B channels: 0.7 Vp-p, \pm 6dB
Sync on green: 0.3 Vp-p, negative, 75 ohms terminated
R-Y, B-Y channels: 0.7 Vp-p, \pm 6 dB
Y channel: 0.7 Vp-p, \pm 6dB
(Standard color bar signal of 75% chrominance)
EXT SYNC IN: BNC connector
Composite sync 4 Vp-p, \pm 6dB, negative

Loop-through outputs

Y/C OUT: 4-pin mini DIN connector
VIDEO OUT: BNC connector, 75 ohms terminated
AUDIO OUT: phono jack
R/R-Y, G/Y, B/B-Y OUT: BNC connector, 75 ohms terminated
EXT SYNC OUT: BNC connector, 75 ohms terminated
Remote input
REMOTE: 20-pin connector (See the pin assignment on the next page.)
Speaker output
Output level 0.8 W

- Continued on page 2 -



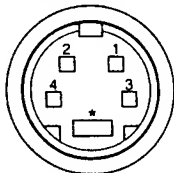
TRINITRON® COLOR VIDEO MONITOR
SONY®

General

Power consumption Approx. 99 Wh (incl. SDI)
 Approx. 90 Wh (without. SDI)
 Power requirements 120 V AC, 50/60 Hz
 Operating temperature range 0 -35 °C
 Storage temperature range -10 - +40 °C
 Humidity 0 - 90%
 Dimensions Approx. 346 × 340 × 411.5 mm
 (w/h/d)
 (13 5/8 × 13 1/2 × 16 1/4 inches)
 not incl. projecting parts and controls
 Mass Approx. 16.7 kg (36 lb 14 oz)
 Accessory supplied AC power cord (1)
 AC plug holder (1)
 Tally label (1)
 Cable with a 20-pin connector (1)

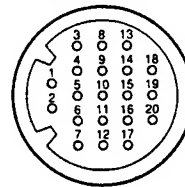
Pin assignment

Y/C IN connector (4-pin mini DIN)



| Pin No. | Signal | Description |
|---------|--------------------------|--|
| 1 | Y-input | 1 Vp-p, sync negative, 75 ohms |
| 2 | CHROMA sub-carrier-input | 300 mVp-p, burst Delay time between Y and C: within 0±100 nsec., 75 ohms |
| 3 | GND for Y-input | GND |
| 4 | GND for CHROMA-input | GND |

REMOTE connector (20-pin)



| Pin No. | Signal | Wire color |
|---------|--------------|-------------------|
| 1 | Blue only | Brown |
| 2 | H/V DELAY | Red |
| 3 | MAIN/SUB* | Orange |
| 4 | EXT SYNC | Yellow |
| 5 | DEGAUSS | Green |
| 6 | R ch ON/OFF* | Blue |
| 7 | TALLY | Purple |
| 8 | LINE B | Grey |
| 9 | GND | White |
| 10 | GND | Black |
| 11 | GND | Pink |
| 12 | GND | Light Blue |
| 13 | LINE A | Spiral Orange |
| 14 | LINE/RGB | Spiral Yellow |
| 15 | GND | Spiral Green |
| 16 | L ch ON/OFF* | Spiral Blue |
| 17 | REMOTE | Spiral Purple |
| 18 | LINE C | Spiral Grey |
| 19 | UNDER SCAN | Spiral Pink |
| 20 | 16:9 | Spiral Light Blue |

(* For digital audio control)

SPECIFICATIONS (PVM-1350)

Video signal

| | |
|---------------------|--|
| Color system | NTSC |
| Resolution | 450 TV lines |
| Aperture correction | 0 dB - +6.0 dB |
| Frequency response | LINE 9.0 MHz (-3 dB) RGB 10.0 MHz (-3 dB) |
| Synchronization | AFC time constant 1.0 msec. |

Picture performance

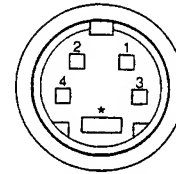
| | |
|-------------------------|---|
| Normal scan | 7% over scan of CRT effective screen area |
| H. linearity | Less than 8.0% (typical) |
| V. linearity | Less than 7.0% (typical) |
| Raster size stability | H: 1.0%, V: 1.5% |
| High voltage regulation | 3.5% |
| CRT | P22 phosphor |
| Color temperature | 6,500K |

Inputs and Outputs

| | |
|----------------------|--|
| Inputs | Y/C IN: 4-pin mini DIN connector (See the pin assignment below.) VIDEO IN: BNC connector 1Vp-p \pm 6 dB, sync negative AUDIO IN: phono jack, -5 dBs, more than 47k ohms R, G, B IN: BNC connector 0.7 Vp-p, \pm 6 dB Sync on green: 0.3 Vp-p, negative, 75 ohms terminated RGB SYNC IN: BNC connector Composite sync 4 Vp-p, \pm 6 dB, negative |
| Loop-through outputs | Y/C OUT: 4-pin mini DIN connector VIDEO OUT: BNC connector, 75 ohms terminated AUDIO OUT: phono jack |
| Speaker output | Output level 0.8 W |

General

| | |
|-----------------------------|---|
| Power consumption | Approx. 90 Wh |
| Power requirements | 120 V AC, 50/60 Hz |
| Operating temperature range | 0 - 35 °C |
| Storage temperature range | -10 - +40 °C |
| Humidity | 0 - 90% |
| Dimensions | Approx. 346 x 340 x 411.5 mm (w/h/d) (13 ⁵ / ₈ x 13 ¹ / ₂ x 16 ¹ / ₄ inches) not incl. projecting parts and controls |
| Mass | Approx. 16.7 kg (36 lb 14 oz) |
| Accessory supplied | AC power cord (1) AC plug holder (1) |

Pin assignment**Y/C IN connector (4-pin mini DIN)**

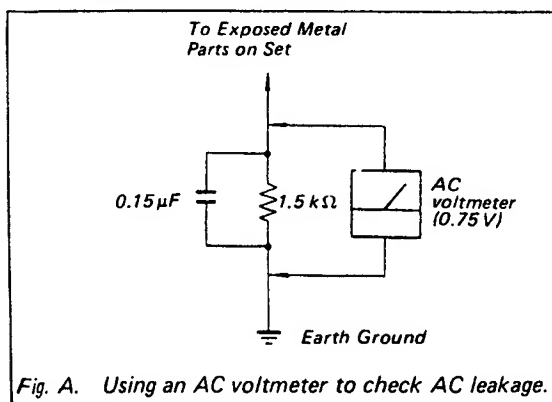
| Pin No. | Signal | Description |
|---------|--------------------------|---|
| 1 | Y-input | 1 Vp-p, sync negative, 75 ohms |
| 2 | CHROMA sub-carrier-input | 300 mVp-p, burst Delay time between Y and C: within 0 \pm 100 nsec., 75 ohms |
| 3 | GND for Y-input | GND |
| 4 | GND for CHROMA-input | GND |

Design and specifications are subject to change without notice.

SAFETY CHECK-OUT (US Model Only)

After correcting the original service problem, perform the following safety checks before releasing the set to the customer:

1. Check the area of your repair for unsoldered or poorly-soldered connections. Check the entire board surface for solder splashes and bridges.
2. Check the interboard wiring to ensure that no wires are "pinched" or contact high-wattage resistors.
3. Check that all control knobs, shields, covers, ground straps, and mounting hardware have been replaced. Be absolutely certain that you have replaced all the insulators.
4. Look for unauthorized replacement parts, particularly transistors, that were installed during a previous repair. Point them out to the customer and recommend their replacement.
5. Look for parts which, though functioning, show obvious signs of deterioration. Point them out to the customer and recommend their replacement.
6. Check the line cord for cracks and abrasion. Recommend the replacement of any such line cord to the customer.
7. Check the condition of the monopole antenna (if any).
Make sure the end is not broken off, and has the plastic cap on it. Point out the danger of impalement on a broken antenna to the customer, and recommend the antenna's replacement.
8. Check the B+ and HV to see they are at the values specified. Make sure your instruments are accurate; be suspicious of your HV meter if sets always have low HV.
9. Check the antenna terminals, metal trim, "metallized" knobs, screws, and all other exposed metal parts for AC leakage. Check leakage as described below.



LEAKAGE TEST

The AC leakage from any exposed metal part to earth ground and from all exposed metal parts to any exposed metal part having a return to chassis, must not exceed 0.5 mA (500 microampers). Leakage current can be measured by any one of three methods.

1. A commercial leakage tester, such as the Simpson 229 or RCA WT-540A. Follow the manufacturers' instructions to use these instruments.
2. A battery-operated AC milliammeter. The Data Precision 245 digital multimeter is suitable for this job.
3. Measuring the voltage drop across a resistor by means of a VOM or battery-operated AC voltmeter. The "limit" indication is 0.75 V, so analog meters must have an accurate low-voltage scale. The Simpson 250 and Sanwa SH-63Trd are examples of a passive VOM that is suitable. Nearly all battery operated digital multimeters that have a 2V AC range are suitable. (See Fig. A)

HOW TO FIND A GOOD EARTH GROUND

A cold-water pipe is guaranteed earth ground; the cover-plate retaining screw on most AC outlet boxes is also at earth ground. If the retaining screw is to be used as your earth-ground, verify that it is at ground by measuring the resistance between it and a cold-water pipe with an ohmmeter. The reading should be zero ohms. If a cold-water pipe is not accessible, connect a 60–100 watts trouble light (not a neon lamp) between the hot side of the receptacle and the retaining screw. Try both slots, if necessary, to locate the hot side of the line, the lamp should light at normal brilliance if the screw is at ground potential. (See Fig. B)

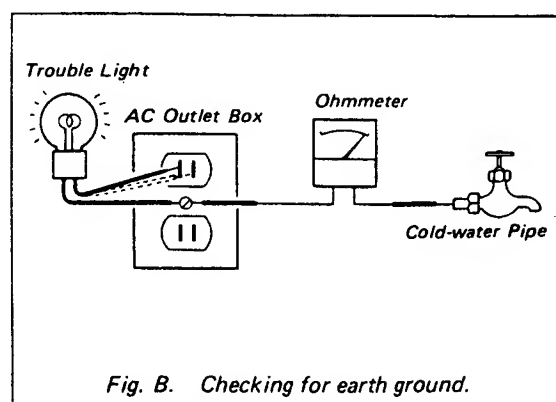


TABLE OF CONTENTS

| <u>Section</u> | <u>Title</u> | <u>Page</u> | <u>Section</u> | <u>Title</u> | <u>Page</u> |
|-------------------------------------|--|-------------|---------------------------------|--|-------------|
| 1. GENERAL | | | 6. DIAGRAMS | | |
| 1-1. | General of PVM-1351Q/1354Q | 6 | 6-1. | Block Diagrams (1) | 43 |
| 1-2. | General of PVM-1350 | 14 | | Block Diagrams (2) | 48 |
| 2. DISASSEMBLY | | | 6-2. | Frame Schematic Diagram | 53 |
| 2-1. | Top Cover and Rear Cover Removal | 20 | 6-3. | Circuit Boards Location | 55 |
| 2-2. | Terminal Board Removal | 20 | 6-4. | Printed Wiring Boards and Schematic Diagrams | 55 |
| 2-3. | Picture Tube Removal | 21 | • A Board (1/3) | 63 | |
| 3. SET-UP ADJUSTMENTS | | | • A Board (2/3) | 70 | |
| 3-1. | Preparations | 22 | • A Board (3/3) | 73 | |
| 3-2. | Writing Model Data | 24 | • Q Board | 78 | |
| 3-3. | Picture Output | 24 | • G Board | 80 | |
| 3-4. | Landing Adjustment | 24 | • S Board | 82 | |
| 3-5. | Convergence Adjustment | 25 | • J Board | 82 | |
| 3-6. | Deflection Yoke Neck Rotation Adjustment | 26 | • X Board | 82 | |
| 3-7. | G2 Adjustment | 27 | • H Board | 82 | |
| 3-8. | White Balance Adjustment | 27 | • C Board | 83 | |
| 3-9. | Blue-Only White Balance Adjustment | 28 | 6-5. | Semiconductors | 89 |
| 3-10. | Sub Brt Adjustment | 28 | 7. EXPLODED VIEWS | | |
| 3-11. | Focus Adjustment | 28 | 7-1. | Chassis | 91 |
| 4. SAFETY RELATED ADJUSTMENT | | 29 | 7-2. | Picture Tube | 92 |
| 5. CIRCUIT ADJUSTMENTS | | | 8. ELECTRICAL PARTS LIST | | 93 |
| 5-1. | A Board Adjustments | 31 | | | |
| 5-2. | G Board Adjustment | 41 | | | |

(CAUTION)

SHORT CIRCUIT THE ANODE OF THE PICTURE TUBE AND THE ANODE CAP TO THE METAL CHASSIS, CRT SHIELD, OR CARBON PAINTED ON THE CRT, AFTER REMOVING THE ANODE.

WARNING!!

AN ISOLATION TRANSFORMER SHOULD BE USED DURING ANY SERVICE TO AVOID POSSIBLE SHOCK HAZARD, BECAUSE OF LIVE CHASSIS.
THE CHASSIS OF THIS RECEIVER IS DIRECTLY CONNECTED TO THE AC POWER LINE.

SAFETY-RELATED COMPONENT WARNING !!

COMPONENTS IDENTIFIED BY SHADING AND MARK Δ ON THE SCHEMATIC DIAGRAMS, EXPLODED VIEWS AND IN THE PARTS LIST ARE CRITICAL TO SAFE OPERATION. REPLACE THESE COMPONENTS WITH SONY PARTS WHOSE PART NUMBERS APPEAR AS SHOWN IN THIS MANUAL OR IN SUPPLEMENTS PUBLISHED BY SONY. CIRCUIT ADJUSTMENTS THAT ARE CRITICAL TO SAFE OPERATION ARE IDENTIFIED IN THIS MANUAL. FOLLOW THESE PROCEDURES WHENEVER CRITICAL COMPONENTS ARE REPLACED OR IMPROPER OPERATION IS SUSPECTED.

(ATTENTION)

APRES AVOIR DECONNECTE LE CAP DE L'ANODE, COURT-CIRCUITER L'ANODE DU TUBE CATHODIQUE ET CELUI DE L'ANODE DU CAP AU CHASSIS METALLIQUE DE L'APPAREIL, OU AU COUCHE DE CARBONE PEINTESUR LE TUBE CATHODIQUE OU AU BLINDAGE DU TUBE CATHODIQUE.

ATTENTION!!

AFIN D'EVITER TOUT RISQUE D'ELECTROCUTION PROVENANT D'UN CHASSIS SOUS TENSION, UN TRANSFORMATEUR D'ISOLEMENT DOIT ETRE UTILISE LORS DE TOUT DEPANNAGE.
LE CHASSIS DE CE RECEPTEUR EST DIRECTEMENT RACCORDE A L'ALIMENTATION SECTEUR.

ATTENTION AUX COMPOSANTS RELATIFS A LA SECURITE!!

LES COMPOSANTS IDENTIFIES PAR UNE TRAME ET PAR UNE MAPQUE Δ SUR LES SCHEMAS DE PRINCIPE, LES VUES EXPLOSEES ET LES LISTES DE PIECES ONT D'UNE IMPORTANCE CRITIQUE POUR LA SECURITE DU FONCTIONNEMENT. NE LES REMPLACER QUE PAR DES COMPOSANTS SONY DONT LE NUMERO DE PIECE EST INDIQUE DANS LE PRESENT MANUEL OU DANS DES SUPPLEMENTS PUBLIES PAR SONY. LES REGLAGES DE CIRCUIT DONT L'IMPORTANCE EST CRITIQUE POUR LA SECURITE DU FONCTIONNEMENT SONT IDENTIFIES DANS LE PRESENT MANUEL. SUIVRE CES PROCEDURES LORS DE CHAQUE REMPLACEMENT DE COMPOSANTS CRITIQUES, OU LORSQU'UN MAUVAIS FONCTIONNEMENT EST SUSPECTE.

SECTION 1 GENERAL

The operating instructions mentioned here are partial abstracts from the Operating Instruction Manual. The page numbers of the Operating Instruction Manual remain as in the manual.

1-1. GENERAL OF PVM-1351Q/1354Q

Features

HR (High Resolution) Trinitron picture tube

HR Trinitron tube provides a high resolution picture. Horizontal resolution is more than 600 (PVM-1354Q/1954Q) or 450 (PVM-1351Q) TV lines at the center of the picture.

Four color systems available

The monitor can display PAL, SECAM, NTSC_{4.43} and NTSC_{4.43}* signals. The appropriate color system is selected automatically.

* A signal of NTSC_{4.43} is used for playing back NTSC recorded video cassettes with a video tape recorder/player especially designed for use with this system.

Blue only mode

In the blue only mode, an apparent monochrome display is obtained with all three cathodes driven with a blue signal. This facilitates color saturation and phase adjustments and observation of VCR noise.

Analog RGB/component input connectors

Analog RGB or component (Y, R-Y and B-Y) signals from video equipment can be input through these connectors.

Y/C input connectors

The video signal, split into the chrominance signal (C) and the luminance signal (Y), can be input through this connector, eliminating the interference between the two signals, which tends to occur in a composite video signal, assuring video quality.

Beam current feedback circuit

The built-in beam current feedback circuit assures stable white balance.

Comb filter

When NTSC video signals are received, a comb filter activates to increase the resolution, resulting in fine picture detail without color spill or color noise.

Automatic termination (connector with mark only)

The input connector is terminated at 75 ohms inside when no cable is connected to the loop-through output connectors. When a cable is connected to an output connector, the 75-ohms termination is automatically released.

Underscan mode

The signal normally scanned outside of the screen can be monitored in the underscan mode.

Note

When the monitor is in the underscan mode, the dark RGB scanning lines may appear on the top edge of the screen. These are caused by an internal test signal, rather than the input signal.

Horizontal/vertical delay mode

The horizontal and vertical sync signals can be checked simultaneously in the H/V delay mode.

External sync input

When the EXT SYNC selector is in the on position, the monitor can be operated on the sync signal supplied from an external sync generator.

Auto/manual degaussing

Degaussing of the screen can be performed automatically when the power is turned on, or manually by pressing the DEGAUSS button.

On-screen menus

You can set color temperature, CHROMA SET UP, and other settings by using the on-screen menu.

Five menu languages

You can select the menu language from among the five languages on the menu.

EIA standard 19-inch rack mounting

By using an MB-502B (for PVM-1354Q/1351Q) or SLR-103 (for PVM-1954Q) mounting bracket (not supplied), the monitor can be mounted in an EIA standard 19-inch rack. For details on mounting, see the instruction manual of the mounting bracket kit.

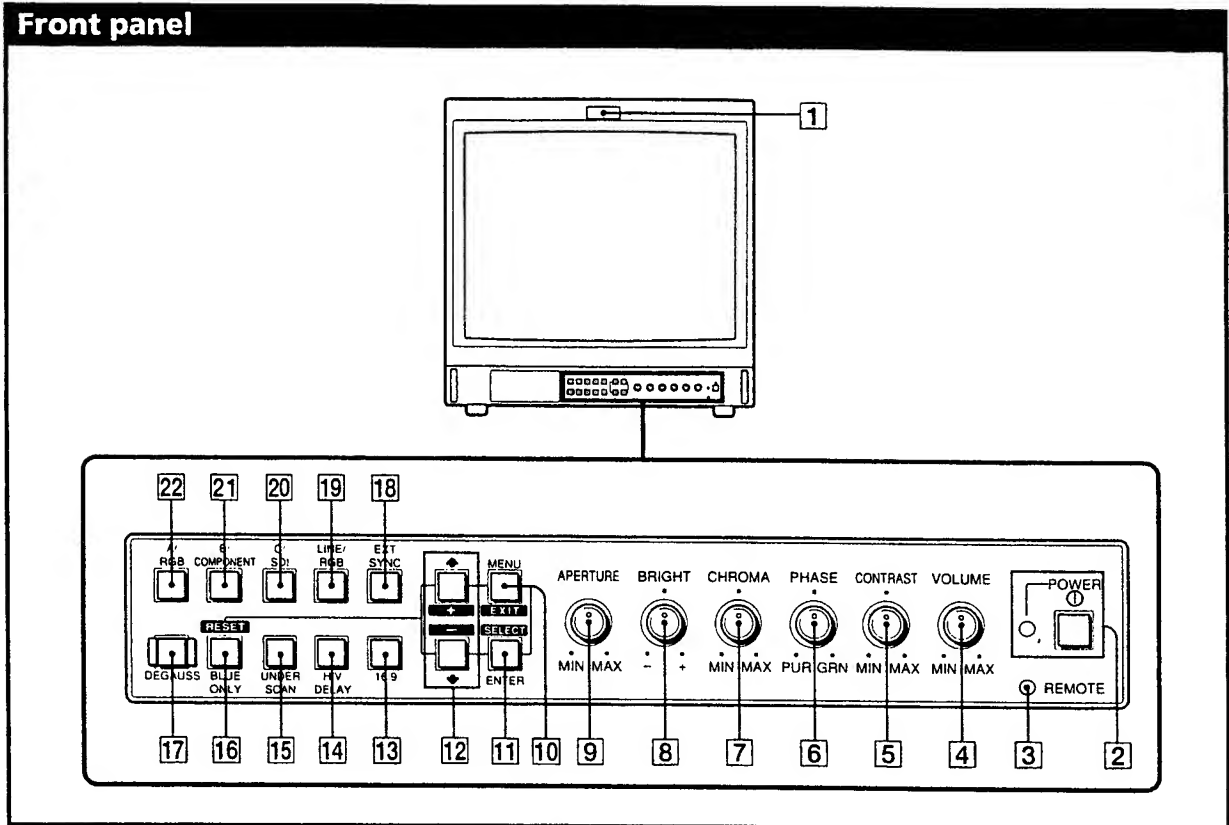
SDI (Serial Digital Interface) kit

By using SDI kit, the monitor can display SMPTE 259M 4:2:2 serial digital signal from a digital VTR. (ex. Sony 4:2:2 VTR)

SDI kit: 4:2:2 digital video board
Digital audio board

Location and function of parts and controls

Front panel



1 Tally lamp

Lights up when the video camera connected to this monitor is selected, indicating that the picture is being recorded.

2 POWER switch and indicator

Depress to turn the monitor on. The indicator will light up in green.

3 REMOTE indicator

Lights up when you set USER PRESET to ON in the menu, or when you connect a supplied cable to REMOTE connector (No. 17 pin is ground). The controls on the front panel do not work when this indicator lights up.

4 VOLUME control

Turn this control clockwise or counterclockwise to obtain the desired volume.

5 CONTRAST control

Turn clockwise to make the contrast higher and counterclockwise to make it lower.

6 PHASE control

This control is effective only for the NTSC_{3.58} and NTSC_{4.43} color systems. Turn clockwise to make the skin tones greenish and counterclockwise to make them purplish.

7 CHROMA control

Turn clockwise to make the color intensity higher and counterclockwise to make it lower.

8 BRIGHT (brightness) control

Turn clockwise for more brightness and counterclockwise for less.

9 APERTURE control

Turn clockwise for more sharpness and counterclockwise for less.

Note

The APERTURE, CHROMA, PHASE control settings have no effect on the pictures of RGB signals.

10 MENU (EXIT) button

Press to make the menu appear. Press to return to the previous screen in the menu.

11 ENTER (SELECT) button

Press to decide a selected item in the menu.

12 ↑ (+) / ↓ (-) buttons

Press to move the cursor (▶) or adjust selected value in the menu.



13 16:9 selector

Press (light on) for the signal of 16:9 picture.

14 H/V DELAY selector

Press (light on) to observe the horizontal and vertical sync signals at the same time.
The horizontal sync signal is displayed in the left quarter of the screen; the vertical sync signal is displayed near the center of the screen.

15 UNDER SCAN selector

Press (light on) for underscanning. The display size is reduced by approximately 5% so that four corners of the raster are visible.

16 BLUE ONLY selector

RESET button

Press (light on) to turn off the red and green signals. A blue signal is displayed as an apparent monochrome picture on the screen. This facilitates "chroma" and "phase*" control adjustments and observation of VCR noise.

* "Phase" control adjustment is effective only for the NTSC signals.

Press to reset the setting in the menu.

17 DEGAUSS button

Press this button momentarily. The screen will be demagnetized. Wait for 10 minutes or more before activating this button again.

18 EXT SYNC (external sync) selector

Keep this button in the off position (light off) to operate the monitor on the sync signal from the displayed video signal.

Keep this button in the on position (light on) to operate the monitor on an external sync signal fed through the EXT SYNC connector on the rear panel.

19 LINE/RGB input selector

Select the program to be monitored. Keep this button in the off position (light off) to feed a signal through the LINE A, LINE B or LINE C connectors. Keep this button in the on position (light on) to feed a signal through the RGB connectors.

20 C/SDI selector

When the LINE/RGB input selector is set to LINE (light off), press this button (light on) to feed a signal through the LINE C connectors.

When the LINE/RGB input selector is set to RGB (light on), press this button (light on) to feed the SDI signal (optional board is needed).

21 B/COMPONENT selector

When the LINE/RGB input selector is set to LINE (light off), press this button (light on) to feed a signal through the LINE B connectors.

When the LINE/RGB input selector is set to RGB (light on), press this button (light on) to feed the component signal.

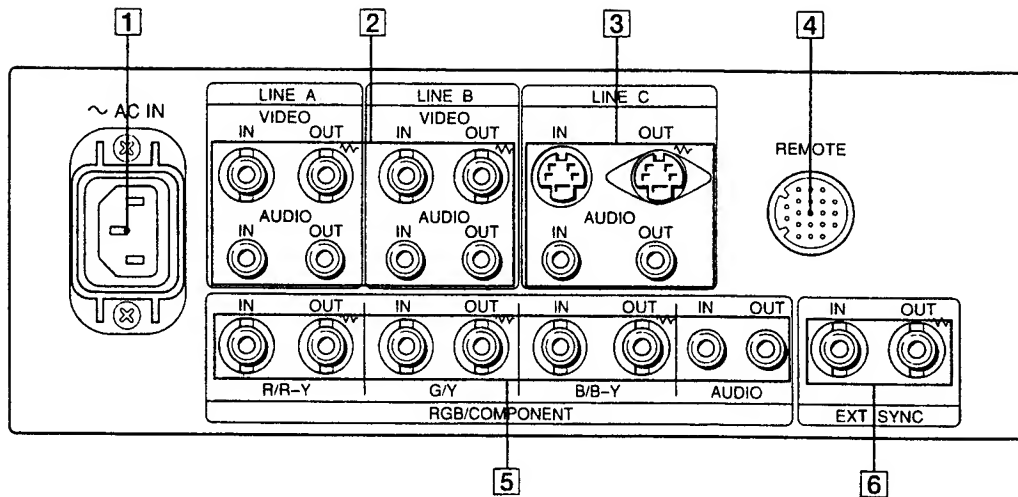
22 A/RGB selector

When the LINE/RGB input selector is set to LINE (light off), press this button (light on) to feed a signal through the LINE A connectors.

When the LINE/RGB input selector is set to RGB (light on), press this button (light on) to feed the RGB signal.

Location and function of parts and controls

Rear panel



(The ∇ mark indicates automatic termination.)

1 AC IN socket

Connect the supplied AC power cord to this socket and to a wall outlet.

2 LINE A, LINE B connectors

Two groups (A and B) of line input connectors for the composite video and audio signals and their loop-through output connectors.

To monitor the input signal fed through these connectors, keep the LINE/RGB selector in the LINE position (light off) and press the A/RGB or B/COMPONENT selector (light on) on the front panel.

VIDEO IN (BNC)

Connect to the video output of a video equipment, such as a VCR or a color video camera. For a loop-through connection, connect to the video output of another monitor.

VIDEO OUT (BNC)

Loop-through output of the VIDEO IN connector. Connect to the video input for a VCR or another monitor.

When the cable is connected to this connector, the 75-ohms termination of the input is automatically released, and the signal input to the VIDEO IN connector is output from this connector.

AUDIO IN (phono jack)

Connect to the audio output of a VCR or to a microphone via a suitable microphone amplifier. For a loop-through connection, connect to the audio output of another monitor.

AUDIO OUT (phono jack)

Loop-through output of the AUDIO IN jack. Connect to the audio input of a VCR or another monitor.

3 LINE C connectors

Y/C IN (4pin mini DIN)

Connect to the Y/C separate output of a video camera, VCR or other video equipment.

Y/C OUT (4pin mini DIN)

Loop-through output of the Y/C IN connector. Connect to the Y/C separate input of a VCR or another monitor. When the cable is connected to this connector, the 75-ohms termination of the input is automatically released, and the signal input to the Y/C IN connector is output from this connector.

AUDIO IN (phono jack)

Connect to the audio output of a VCR or a microphone (through a suitable microphone amplifier).

AUDIO OUT (phono jack)

Loop-through output of the AUDIO IN connector. Connect to the audio input of a VCR or another monitor.

4 REMOTE connector (20pin)

Connect to the tally output of a control console, special-effect generator, etc. The tally lamp on the front panel will be turned on and off by the connected equipment. This connector can be used for connecting a remote controller. For the pin assignment of this connector, see "Specifications" on page 10.

4

5 RGB/COMPONENT connectors

RGB signal or component signal input connectors and their loop-through output connectors.

To monitor the input signal fed through these connectors, keep the LINE/RGB selector in the RGB position (light on), and press the A/RGB or B/COMPONENT selector (light on) on the front panel.

R/R-Y IN, G/Y IN, B/B-Y IN (BNC)

When the EXT SYNC selector on the front panel is in the off position (light off), the monitor operates on the sync signal from the G/Y channel.

To monitor the RGB signal

Connect to the analog RGB signal outputs of a video camera.

To monitor the component signal

Connect to the R-Y/Y/B-Y component signal outputs of a Sony Betacam video camera.

R/R-Y OUT, G/Y OUT, B/B-Y OUT (BNC)

Loop-through outputs of the R/R-Y IN, G/Y IN, B/B-Y IN connectors

For RGB signal

Connect to the analog RGB signal inputs of a video printer or another monitor.

For component signal

Connect to the R-Y/Y/B-Y component signal inputs of a Betacam video recorder.

When the cables are connected to these connectors, the 75-ohms termination of the inputs is automatically released, and the signal inputs to the R/R-Y IN, G/Y IN, B/B-Y IN connectors are output from these connectors.

AUDIO IN (phono jack)

Connect to the audio output of video equipment when the analog RGB or component signal is input.

AUDIO OUT (phono jack)

Loop-through outputs of the AUDIO IN connector.

6 EXT SYNC (external sync) connectors

To use the sync signal fed through this connector, press the EXT SYNC selector (light on).

IN (BNC)

When this monitor operates on an external sync signal, connect the reference signal from a sync generator to this connector.

OUT (BNC)

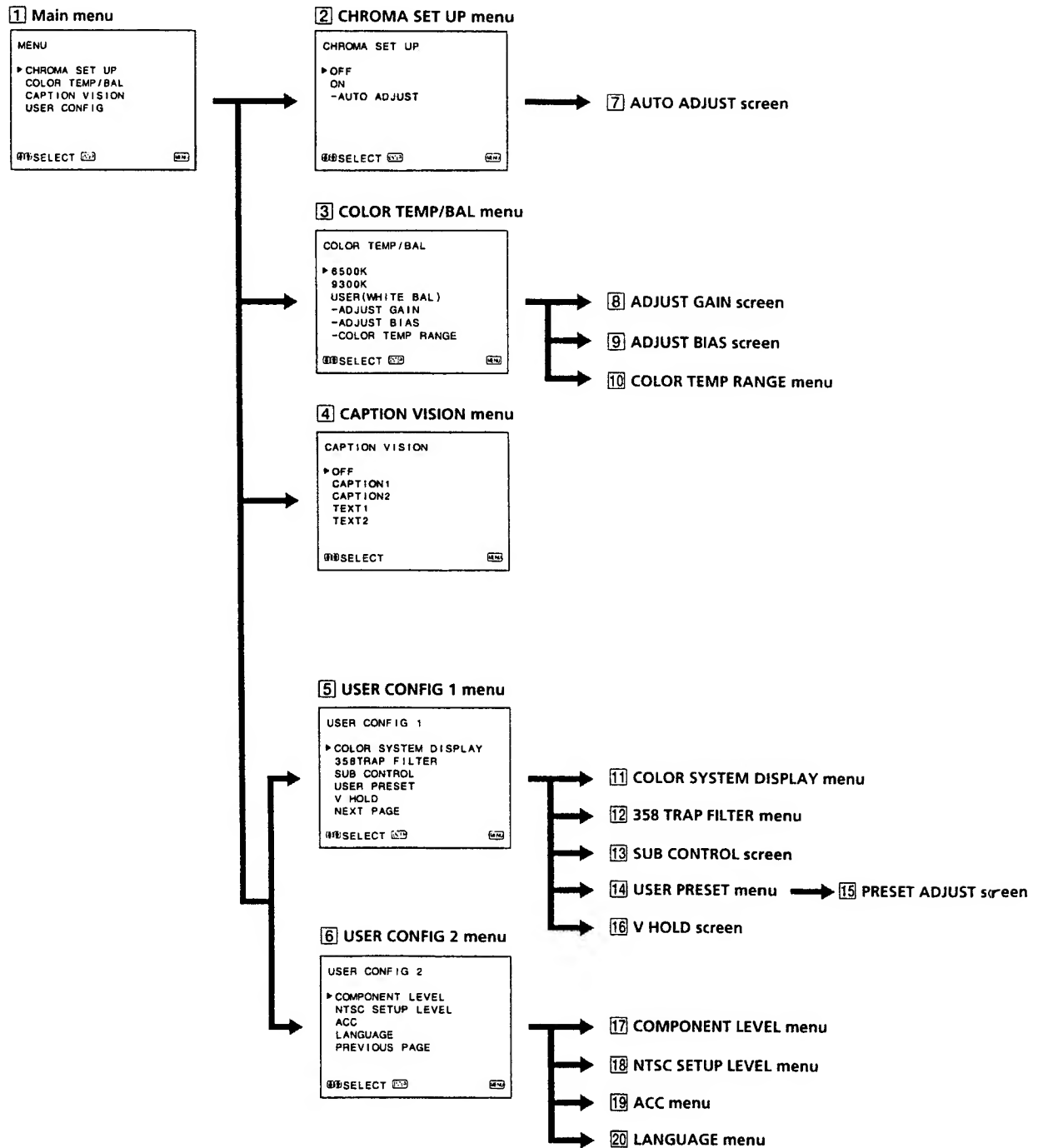
Loop-through output of the EXT SYNC IN connector.

Connect to the external sync input of video equipment to be synchronized with this monitor.

When the cable is connected to this connector, the 75-ohms termination of the input is released, and the signal input to the IN connector is output from this connector.

Using on-screen menus

The flow chart shows the different levels of on-screen menus that you can use to make various adjustments and settings. The boxed number is for instructions on the next page.



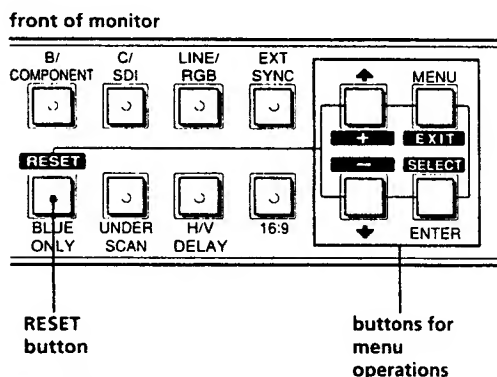
Operating through menus

There are five buttons for menu operations on the front of the monitor. To display the main menu, first press MENU. The buttons you can use appear at the bottom of the menu screen.

Functions of the buttons

| Button | To select menu item | To adjust menu item selected |
|-----------------|-------------------------------|---|
| MENU EXIT | return to the previous menu | return to the previous menu |
| ENTER SELECT | decide a selected item | select an item |
| ↑ + | move the cursor (▶) upwards | increase selected value |
| ↓ - | move the cursor (▶) downwards | decrease selected value |
| RESET | | reset current adjustment value to the factory setting |

(The above items in white type correspond to the marks in the menu.)



1 Main menu

Select an item and press ENTER to go to the following menu.

2 CHROMA SET UP menu

Set to ON to adjust the internal decoder for CHROMA and PHASE (NTSC signal only) after AUTO ADJUST (7). [OFF]

3 COLOR TEMP/BAL menu

Select the color temperature from among 6500K, 9300K and USER. USER is set to 6500K in the factory setting. You can adjust or change the color temperature in USER mode (a measuring instrument is needed). [6500K]

4 CAPTION VISION menu

The monitor can display the signal with Caption Vision. To display it, select the caption type in this menu. [OFF]

5 USER CONFIG 1 menu

Select an item to adjust. To go to the USER CONFIG 2 menu, select NEXT PAGE.

6 USER CONFIG 2 menu

Select an item to adjust. To go to the USER CONFIG 1 menu select PREVIOUS PAGE.

7 AUTO ADJUST screen

Select the color bar signal (full, SMPTE, EIA) and press ENTER to start auto adjusting for CHROMA SET UP (NTSC signal only).

8 ADJUST GAIN screen

Adjust GAIN in USER mode.

9 ADJUST BIAS screen

Adjust BIAS in USER mode.

10 COLOR TEMP RANGE menu

Select the color temperature range in USER mode. [5000K-10000K]

11 COLOR SYSTEM DISPLAY menu

Select the color system display mode. In AUTO, the kind of color system being used appears on the screen each time you change the signal input. [AUTO]

12 358 TRAP FILTER menu

Color spill or color noise may be eliminated if you select ON (NTSC_{3.58} signal only). [OFF]

13 SUB CONTROL screen

You can finely adjust the controls on the front panel. CONTRAST, BRIGHT, CHROMA and PHASE control has a click at the center of its adjustment range. You can adjust the setting of the click position with this feature.

14 USER PRESET menu

You can preset each control to a desired level and set it. If you set USER PRESET to ON, the REMOTE indicator lights up and the controls on the front panel do not work. The monitor operates with the internal memory settings. For adjustment, select PRESET ADJUST. [OFF]

15 PRESET ADJUST screen

Adjust CONTRAST, BRIGHT, CHROMA, PHASE, VOLUME, APERTURE in USER PRESET.

16 V HOLD screen

Adjust the vertical hold if the picture rolls vertically. When you cannot read the display, select the input that is not connected.

17 COMPONENT LEVEL menu

Select the component level from among three modes.
 N10/SMPTE for 100/0/100/0 signal
 BETA 7.5 for 100/7.5/75/7.5 signal
 BETA 0 for 100/0/75/0 signal [BETA 7.5]

18 NTSC SETUP LEVEL menu

Select the NTSC setup level from two modes. The 7.5 setup level is mainly used in north America. The 0 setup level is mainly used in Japan. [7.5]

19 ACC menu

Set ACC (Auto Color Control) circuit on or off. When the fine adjustment is needed, set ACC to OFF. Normally set it to ON. [ON]

20 LANGUAGE menu

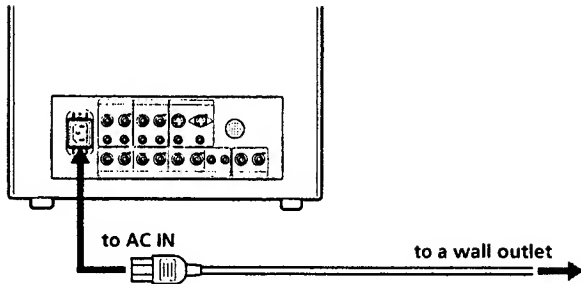
You can select the menu language from among the five languages (English, German, French, Italian, Spanish) on the menu. [ENGLISH]

([] indicates the factory setting position.)

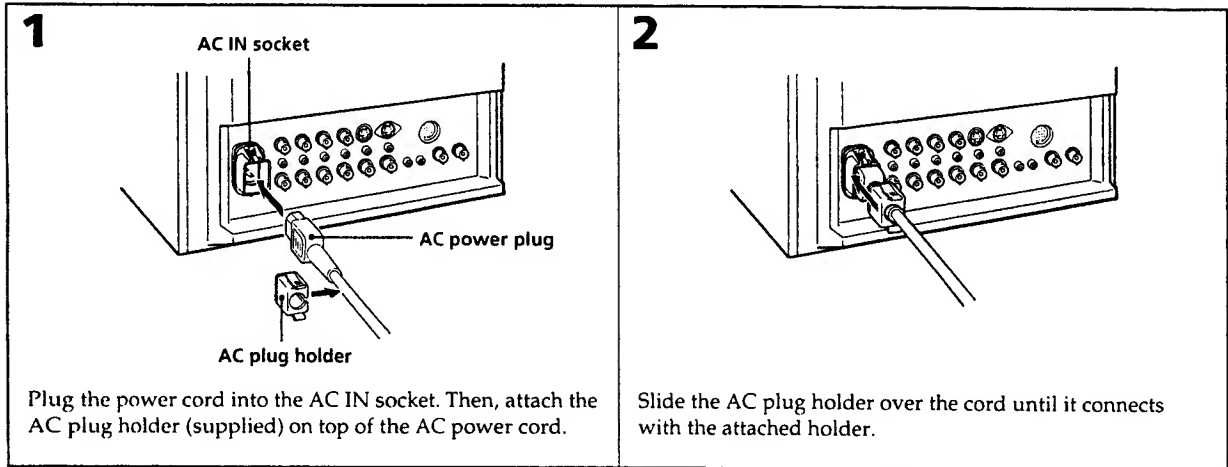
Power sources

House current

Connect the AC power cord (supplied) to the AC IN socket and to a wall outlet.



To connect an AC power cord securely with an AC plug holder



To remove the AC power cord

Pull out AC plug holder by squeezing the left and right sides.

The operating instructions mentioned here are partial abstracts from the Operating Instruction Manual. The page numbers of the Operating Instruction Manual remain as in the manual.

1-2. GENERAL OF PVM-1350

Features

Fine pitch Trinitron picture tube

The fine pitch Trinitron tube provides a high resolution picture. Horizontal resolution is more than 450 TV lines at the center of the picture.

Analog RGB input connectors

Analog RGB signals from video equipment can be input through these connectors.

Y/C input connectors

The video signal, split into the chrominance signal (C) and the luminance signal (Y), can be input through this connector, eliminating the interference between the two signals, which tends to occur in a composite video signal, assuring video quality.

Beam current feedback circuit

The built-in beam current feedback circuit assures stable white balance.

Comb filter

When NTSC video signals are received, a comb filter activates to increase the resolution, resulting in fine picture detail without color spill or color noise.

Automatic termination (connector with \wedge mark only)

The input connector is terminated at 75 ohms inside when no cable is connected to the loop-through output connectors. When a cable is connected to an output connector, the 75-ohms termination is automatically released.

Blue only mode

In the blue only mode, an apparent monochrome display is obtained with all three cathodes driven with a blue signal. This facilitates color saturation and phase adjustments and observation of VCR noise.

Auto/manual degaussing

Degaussing of the screen can be performed automatically when the power is turned on, or manually by pressing the DEGAUSS button.

On-screen menus

You can set CHROMA SET UP and other settings by using the on-screen menus.

Five menu languages

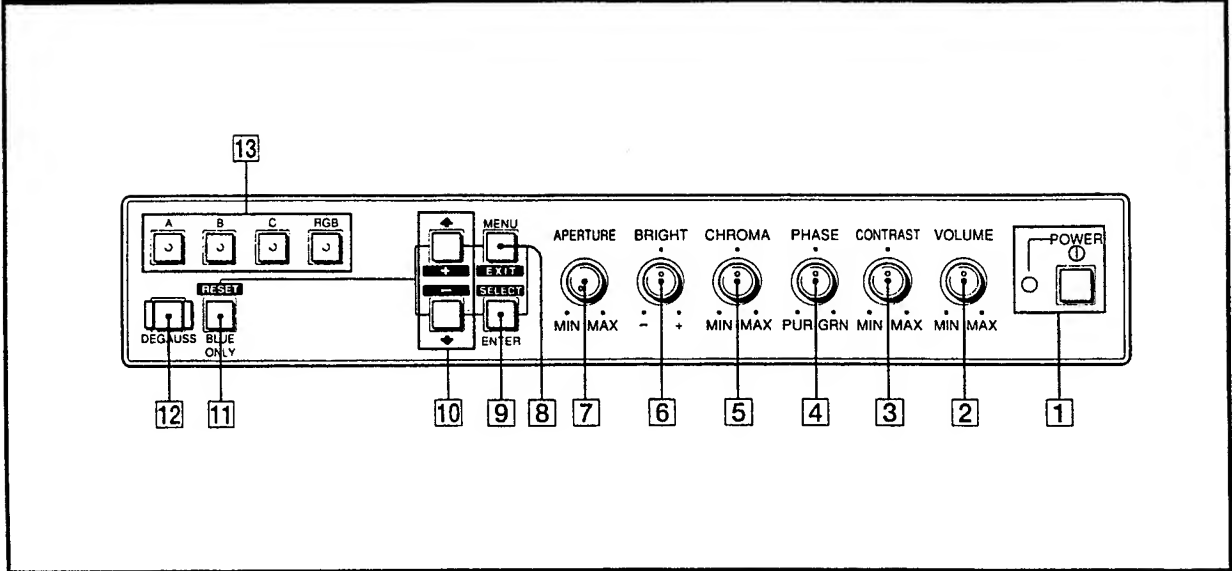
You can select the menu language from among the five languages on the menu.

EIA standard 19-inch rack mounting

By using an MB-502B mounting bracket (not supplied), the monitor can be mounted in an EIA standard 19-inch rack. For details on mounting, see the instruction manual of the mounting bracket kit.

Location and function of parts and controls

Front panel

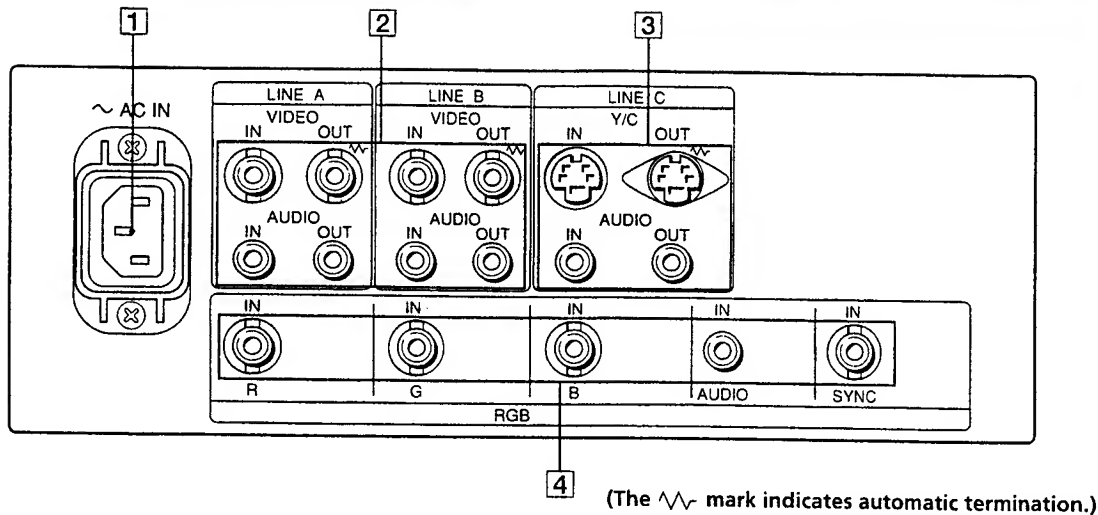


- 1 POWER switch and indicator**
Depress to turn the monitor on. The indicator will light up in green.
- 2 VOLUME control**
Turn this control clockwise or counterclockwise to obtain the desired volume.
- 3 CONTRAST control**
Turn clockwise to make the contrast higher and counterclockwise to make it lower.
- 4 PHASE control**
Turn clockwise to make the skin tones greenish and counterclockwise to make them purplish.
- 5 CHROMA control**
Turn clockwise to make the color intensity higher and counterclockwise to make it lower.
- 6 BRIGHT (brightness) control**
Turn clockwise for more brightness and counterclockwise for less.
- 7 APERTURE control**
Turn clockwise for more sharpness and counterclockwise for less.
- 8 MENU (EXIT) button**
Press to make the menu appear. Press to return to the previous screen in the menu.
- 9 ENTER (SELECT) button**
Press to decide a selected item in the menu.
- 10 ↑ (+) / ↓ (-) buttons**
Press to move the cursor (▶) or adjust selected value in the menu.
- 11 BLUE ONLY selector**
RESET button
Press (light on) to turn off the red and green signals. A blue signal is displayed as an apparent monochrome picture on the screen. This facilitates "chroma" and "phase" control adjustments and observation of VCR noise.
Press to reset the setting in the menu.
- 12 DEGAUSS button**
Press this button momentarily. The screen will be demagnetized. Wait for 10 minutes or more before activating this button again.
- 13 Input select buttons**
Press (light on) to select the program to be monitored.
A: for a signal fed through the LINE A connector,
B: for a signal fed through the LINE B connectors
C: for a signal fed through the LINE C connectors
RGB: for a signal fed through the RGB connector.

Note

The APERTURE, CHROMA, PHASE control settings have no effect on the pictures of RGB signals.

Rear panel



1 AC IN socket

Connect the supplied AC power cord to this socket and to a wall outlet.

2 LINE A, LINE B connectors

Two groups (A and B) of line input connectors for the composite video and audio signals and their loop-through output connectors.

To monitor the input signal fed through these connectors, press the A or B button (light on) on the front panel.

VIDEO IN (BNC)

Connect to the video output of video equipment, such as a VCR or a color video camera. For a loop-through connection, connect to the video output of another monitor.

VIDEO OUT (BNC)

Loop-through output of the VIDEO IN connector. Connect to the video input for a VCR or another monitor.

When the cable is connected to this connector, the 75-ohms termination of the input is automatically released, and the signal input to the VIDEO IN connector is output from this connector.

AUDIO IN (phono jack)

Connect to the audio output of a VCR or to a microphone via a suitable microphone amplifier. For a loop-through connection, connect to the audio output of another monitor.

AUDIO OUT (phono jack)

Loop-through output of the AUDIO IN jack. Connect to the audio input of a VCR or another monitor.

3 LINE C connectors

Y/C IN (4pin mini DIN)

Connect to the Y/C separate output of a video camera, VCR or other video equipment.

Y/C OUT (4pin mini DIN)

Loop-through output of the Y/C IN connector. Connect to the Y/C separate input of a VCR or another monitor. When the cable is connected to this connector, the 75-ohms termination of the input is automatically released, and the signal input to the Y/C IN connector is output from this connector.

AUDIO IN (phono jack)

Connect to the audio output of a VCR or a microphone (through a suitable microphone amplifier).

AUDIO OUT (phono jack)

Loop-through output of the AUDIO IN connector. Connect to the audio input of a VCR or another monitor.

4 RGB IN connectors

Connect to the analog RGB outputs of a video camera. To monitor the input signal fed through these connectors, press RGB button (light on) on the front panel.

R IN, G IN, B IN (BNC)

When you set RGB SYNC to SYNC ON G in the menu, the monitor operates on the sync signal from the G channel.

AUDIO IN (phono jack)

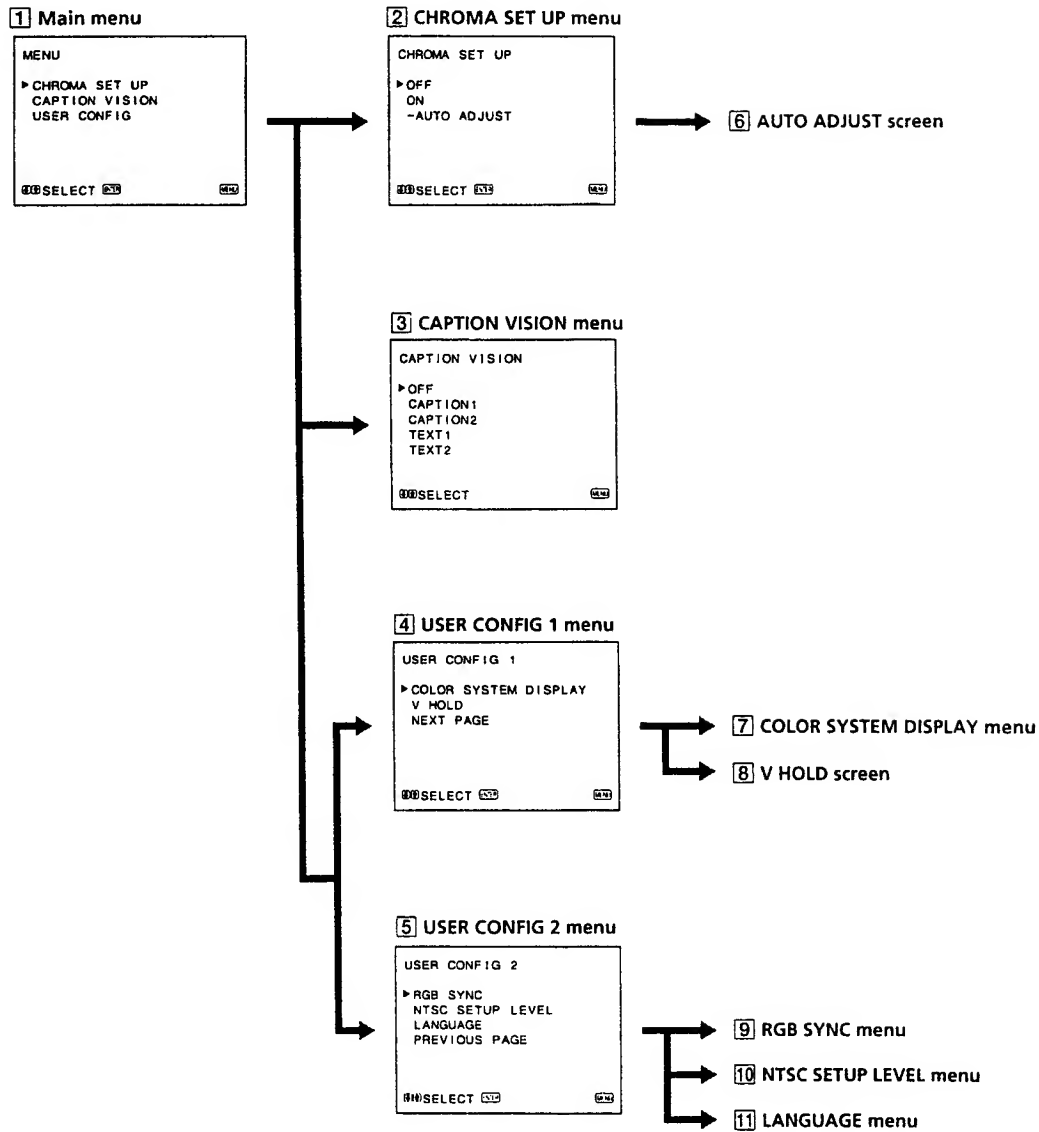
Connect to the audio output of video equipment when the analog RGB signal is input.

SYNC IN (BNC)

To use the sync signal fed through this connector, set RGB SYNC to EXT SYNC in the menu.

Using on-screen menus

The flow chart shows the different levels of on-screen menus that you can use to make various adjustments and settings. The boxed number is for instructions on the next page.



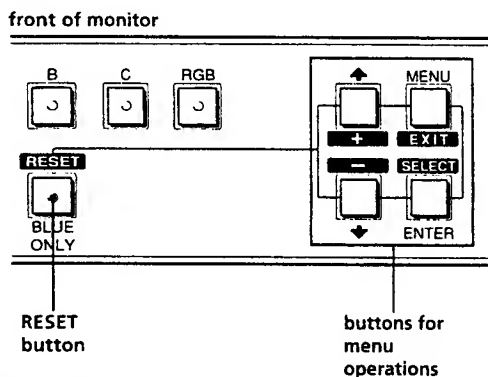
Operating through menus

There are five buttons for menu operations on the front of the monitor. To display the main menu, first press MENU. The buttons you can use appear at the bottom of the menu screen.

Functions of the buttons

| Button | To select menu item | To adjust menu item selected |
|-----------------|-------------------------------|---|
| MENU EXIT | return to the previous menu | return to the previous menu |
| ENTER SELECT | decide a selected item | select an item |
| ↑ + | move the cursor (▶) upwards | increase selected value |
| ↓ - | move the cursor (▶) downwards | decrease selected value |
| RESET | | reset current adjustment value to the factory setting |

(The above items in white type correspond to the marks in the menu.)



1 Main menu

Select an item and press ENTER to go to the following menu.

2 CHROMA SET UP menu

Set to ON to adjust the internal decoder for CHROMA and PHASE after AUTO ADJUST ([6]). [OFF]

3 CAPTION VISION menu

The monitor can display the signal with Caption Vision. To display it, select the caption type in this menu. [OFF]

4 USER CONFIG 1 menu

Select an item to adjust. To go to the USER CONFIG 2 menu select NEXT PAGE.

5 USER CONFIG 2 menu

Select an item to adjust. To go to the USER CONFIG 1 menu select PREVIOUS PAGE.

6 AUTO ADJUST screen

Select the color bar signal (full, SMPTE, EIA) and press ENTER to start auto adjusting for CHROMA SET UP.

7 COLOR SYSTEM DISPLAY menu

Select the color system display mode. In AUTO, the kind of color system being used appears on the screen each time you change the signal input. [AUTO]

8 V HOLD screen

Adjust the vertical hold if the picture rolls vertically. When you cannot read the display, select the input that is not connected.

9 RGB SYNC menu

Select SYNC ON G to operate the monitor on the sync signal from the displayed green signal. Select EXT SYNC to operate the monitor on an external sync signal fed through the RGB SYNC connector. [SYNC ON G]

10 NTSC SETUP LEVEL menu

Select the NTSC setup level from two modes. The 7.5 setup level is mainly used in north America. The 0 setup level is mainly used in Japan. [7.5]

11 LANGUAGE menu

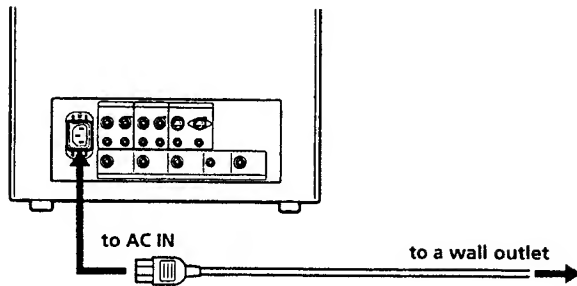
You can select the menu language from among the five languages (English, German, French, Italian, Spanish) on the menu. [ENGLISH]

([] indicates the factory setting position.)

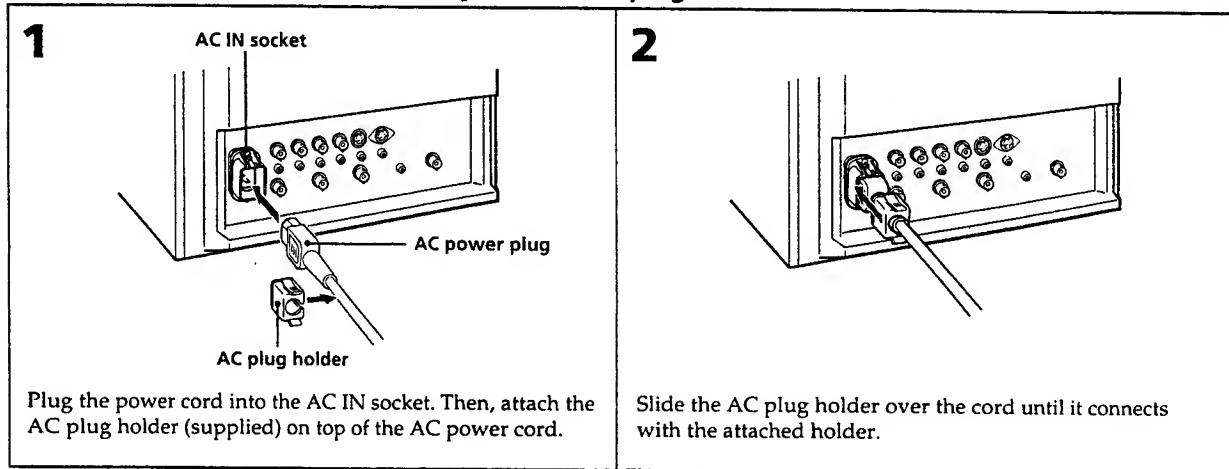
Power sources

House current

Connect the AC power cord (supplied) to the AC IN socket and to a wall outlet.



To connect an AC power cord securely with an AC plug holder

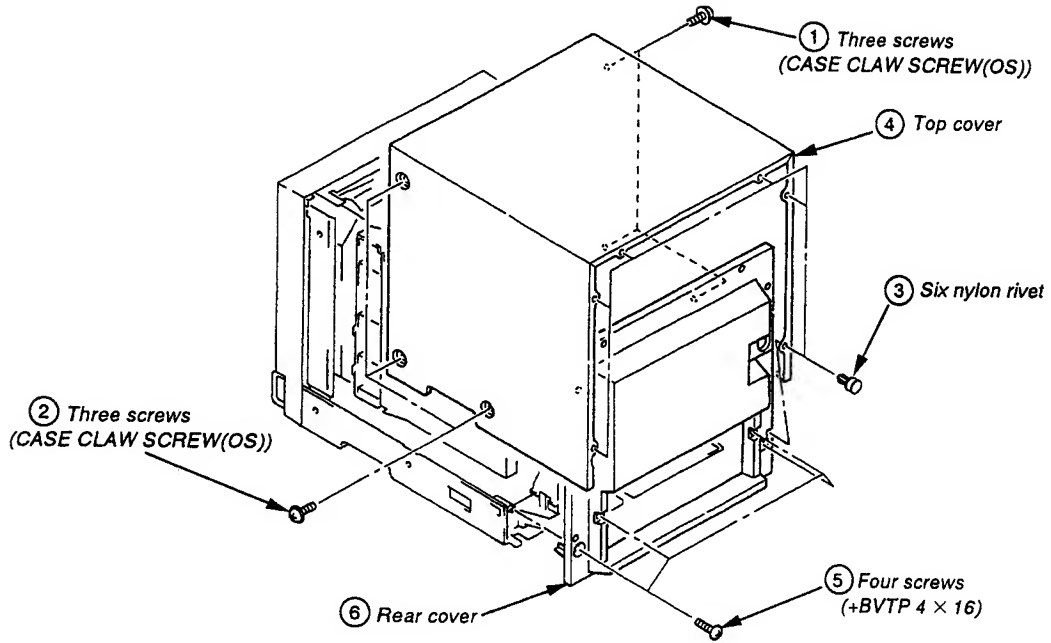


To remove the AC power cord

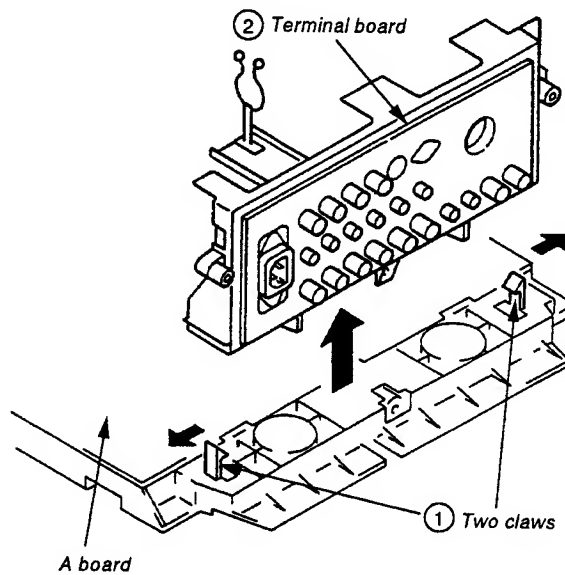
Pull out AC plug holder by squeezing the left and right sides.

SECTION 2 DISASSEMBLY

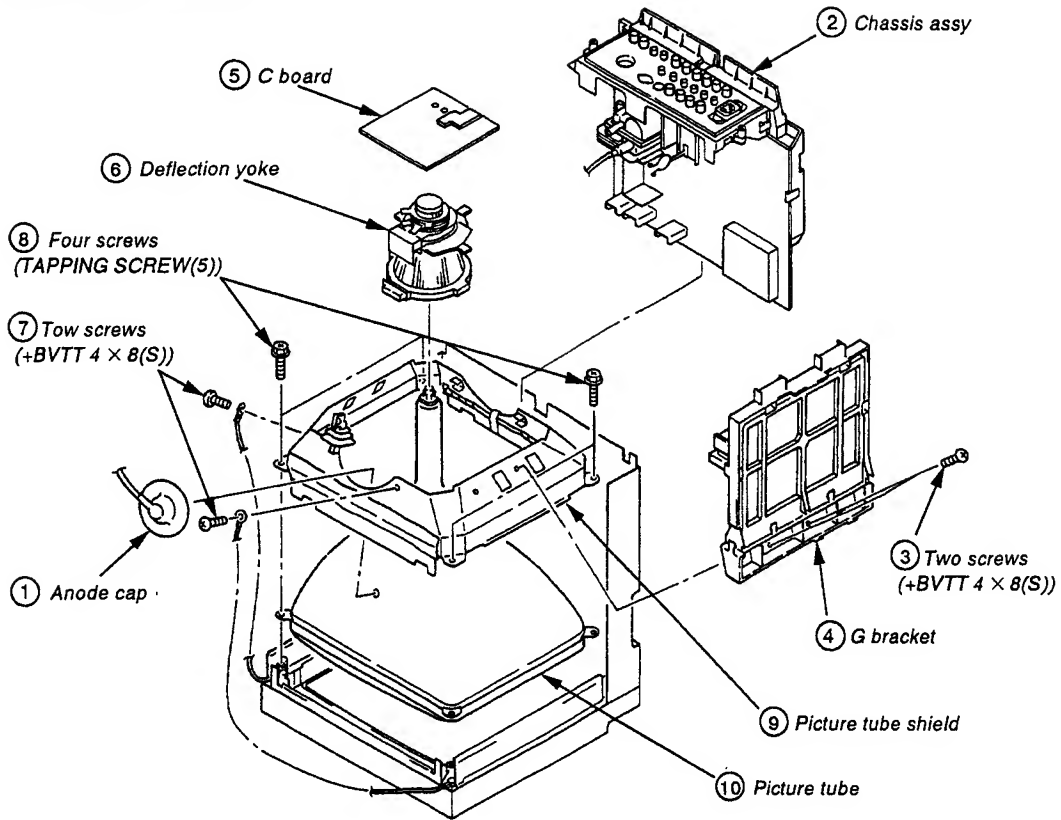
2-1. TOP COVER AND REAR COVER REMOVAL



2-2. TERMINAL BOARD REMOVAL



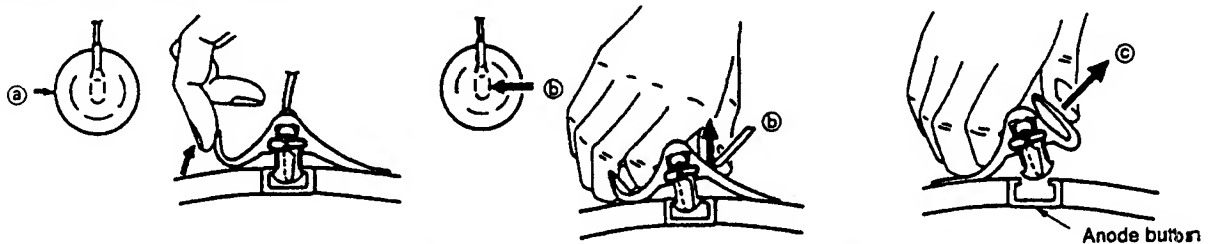
2-3. PICTURE TUBE REMOVAL



• REMOVAL OF ANODE-CAP

NOTE : Short circuit the anode of the picture tube and the anode cap to the metal chassis, CRT shield or carbon paint on the CRT, after removing the anode.

• REMOVING PROCEDURES



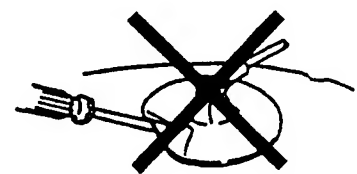

① Turn up one side of the rubber cap in the direction indicated by the arrow ①.

② Using a thumb pull up the rubber cap firmly in the direction indicated by the arrow ②.

③ When one side of the rubber cap is separated from the anode button, the anode-cap can be removed by turning up the rubber cap and pulling up it in the direction of the arrow ③.

• HOW TO HANDLE AN ANODE-CAP

- ① Don't hurt the surface of anode-caps with sharp shaped material!
- ② Don't press the rubber hardly not to hurt inside of anode-caps!
A material fitting called as shatter-hook terminal is built in the rubber.
- ③ Don't turn the foot of rubber over hardly!
The shatter-hook terminal will stick out or hurt the rubber.



SECTION 3 SET-UP ADJUSTMENTS

3-1. PREPARATIONS (1)

Service Mode

This set is provided with a switch for service on the front panel that can be used to make various adjustments. The operation method of this switch is explained in detail below.

1. ENTERING THE SERVICE MODE

Simultaneously press the [ENTER] key and the [DEGAUSS] key shown on the display of the menu.

2. SERVICE MODE DISPLAY

| | | | | |
|-----|-----|-----|-----|-----|
| (1) | (5) | (4) | (3) | (6) |
| (2) | | | | |

Range of Service Mode Display

- (1) The service items are largely classified into 16 types displayed by titles.
- (2) The names of the service items or READ / WRITE guidance, etc., are displayed. The names are displayed to the left and the guidance to the right.
- (3) This is the serial number for each of the service items. 1-120.
- (4) This is the adjustment data for the service items that are now stored in the RAM. Adjustments can be made by changing these values, but as long as nothing is written to the ROM the adjustment values will be erased by turning off the power or by reading, so please be careful.
- (5) When the adjustment data that is now displayed is identical with the data in the ROM, the cursor (▷) is displayed.
- (6) The present status is displayed.
 - [*] : Writing to the ROM. Make sure not to turn off the power while this display is on.
 - [?] : ROM reading error. In this case, an image is output with the standard adjustment data that the microcomputer itself possesses.
 - [⊔] : Problem in the I²C bus.

3. FINISHING THE SERVICE MODE

Simultaneously press the [ENTER] key and the [DEGAUSS] key shown on the display of the menu.

4. EASY ON / OFF OF THE SERVICE MODE

If once entering the service mode after having turned on the power, easy ON / OFF is possible by once more pressing the A, B or C switch on the front panel (the LED lights) as long as the power is not turned off or as long as the service mode is not finished.

5. CHANGE OF POSITION OF THE SERVICE MODE DISPLAY

If the switch is continuously pressed when turning on in the above easy mode, the display position moves in the V direction. This method is used when the display is outside of the effective screen area.

6. CHANGE OF SERVICE ITEMS

The items are returned with the [MENU] key and forwarded with the [ENTER] key. When a key is continuously pressed, the operation will be repeated.

7. CHANGE OF SERVICE DATA

The service data is made larger with the [↑] key and smaller with the [↓] key. When continuously pressing the keys, the operation will be repeated.

8. READING OF SERVICE DATA

When reading data from the ROM to the RAM, press the [B / D] key once and check that the READ display is shown in the guidance, and then press the [B / O] key once again. The adjustment data that is written will return to its previous state, so please be careful.

9. WRITING OF SERVICE DATA

When writing data from the RAM to the ROM, press the [DEGAUSS] key once and check that the WRITE display is shown in the guidance, and then press the [DEGAUSS] key once again. Not only the displayed data will be written, but all data, so please be careful.

10. CARRYING OUT FACTORY RESETTING

In case the adjustment data has been destroyed for some reason, and you keep pressing the [B / O] key at the beginning of the above reading, the READ guidance will change to FACTRY RESET guidance in approximately 3 seconds so that the factory resetting can be carried out. By once again pressing the [B / O] key after this, resetting will be carried out ([*] will be displayed as status) and factory resetting will be executed. However, in case the data available at the time of shipment from the factory has been destroyed, or if the ROM has been replaced, etc., or if factory setting mentioned later on has been carried out, factory resetting is executed.

11. CARRYING OUT FACTORY SETTING

Make sure to make possible the above factory resetting by making a copy of the adjustment data when replacing the ROM. If you keep pressing the [DEGAUSS] key at the beginning of the above writing, the WRITE guidance will change into FACTORY RESET guidance after approximately 3 seconds. By once again pressing the [DEGAUSS] key after this, setting will be carried out ([*] will be displayed as status) and the data will be copied. By carrying out this operation, the selection items of the menu and the adjustment values will be reset to the standard conditions, so please be careful. If this operation is carried out once, it cannot be carried out again, but the FACTORY SET FLAG (No. 120) in the service mode can be set to 1.

SERVICE DATA STANDARD

SERVICE MAP Ver 5 . x (1-120)

| NO. | | SERVICE ITEM | MAX | 14" | 20" | NO. | | SERVICE ITEM | MAX | 14" | 20" |
|-----|--------------|------------------------|------|-----|-----|-----|--------------|-------------------------------|------|-----|-----|
| 1 | NOR 50 DEF | H FREQUENCY | 255 | 80 | 107 | 61 | C / T1 ??00K | BIAS (RED) | 1023 | 443 | 443 |
| 2 | | VIDEO PHASE | 255 | 141 | 127 | 62 | | BIAS (GREEN) | 1023 | 512 | 512 |
| 3 | | V SIZE | 255 | 165 | 155 | 63 | | BIAS (BLUE) | 1023 | 394 | 394 |
| 4 | | V CENTER | 255 | 122 | 116 | 64 | | GAIN (RED) | 1023 | 662 | 662 |
| 5 | NOR 60 DEF | H FREQUENCY | 255 | 90 | 112 | 65 | | GAIN (GREEN) | 1023 | 700 | 700 |
| 6 | | VIDEO PHASE | 255 | 120 | 123 | 66 | | GAIN (BLUE) | 1023 | 536 | 536 |
| 7 | | V SIZE | 255 | 157 | 161 | 67 | | B / O (RED) | 255 | 120 | 120 |
| 8 | | V CENTER | 255 | 128 | 111 | 68 | | B / O (GREEN) | 255 | 125 | 125 |
| 9 | NOR DEF | H SIZE | 255 | 111 | 102 | 69 | C / T2 ??00K | 3200K SW | 1 | 0 | 0 |
| 10 | | PIN PHASE | 255 | 108 | 110 | 70 | | BIAS (RED) | 1023 | 263 | 263 |
| 11 | | PIN AMP | 255 | 112 | 122 | 71 | | BIAS (GREEN) | 1023 | 512 | 512 |
| 12 | | U/L PIN | 255 | 126 | 155 | 72 | | BIAS (BLUE) | 1023 | 459 | 459 |
| 13 | | SEXY | 255 | 128 | 128 | 73 | | GAIN (RED) | 1023 | 572 | 572 |
| 14 | | V LINEARITY | 255 | 132 | 82 | 74 | | GAIN (GREEN) | 1023 | 700 | 700 |
| 15 | | V BOW | * 63 | 32 | 32 | 75 | | GAIN (BLUE) | 1023 | 656 | 656 |
| 16 | | V ANGLE | * 63 | 32 | 32 | 76 | | B / O (RED) | 255 | 86 | 86 |
| 17 | U/SDEF | V SIZE (50) | 255 | 124 | 134 | 77 | | B / O (GREEN) | 255 | 105 | 105 |
| 18 | | V SIZE (60) | 255 | 116 | 131 | 78 | W / B | SUB CON (4 : 3, NORMAL) | 255 | 210 | 210 |
| 19 | | H SIZE | 255 | 115 | 89 | 79 | | SUB CON (4 : 3, H / V DELAY) | 255 | 122 | 122 |
| 20 | | PIN PHASE | 255 | 118 | 112 | 80 | | SUB CON (16 : 9, NORMAL) | 255 | 165 | 165 |
| 21 | | PIN AMP | 255 | 74 | 96 | 81 | | SUB CON (16 : 9, H / V DELAY) | 255 | 93 | 93 |
| 22 | 16:9 NOR DEF | V SIZE (50) | 255 | 81 | 89 | 82 | | SUB BRIGHT | 255 | 71 | 71 |
| 23 | | V SIZE (60) | 255 | 85 | 100 | 83 | | USER B / O (RED) | 255 | 120 | 120 |
| 24 | | PIN PHASE | 255 | 113 | 120 | 84 | | USER B / O (GREEN) | 255 | 125 | 125 |
| 25 | | PIN AMP | 255 | 64 | 68 | 85 | OTHER | OSD POSITION | 255 | 129 | 129 |
| 26 | | U/L PIN | 255 | 132 | 136 | 86 | | V HOLD | 255 | 128 | 128 |
| 27 | 16:9 U/S DEF | V SIZE (50) | 255 | 41 | 59 | 87 | | H BLANKING | 255 | 68 | 68 |
| 28 | | V SIZE (60) | 255 | 35 | 55 | 88 | | V BLANKING (50) | 255 | 63 | 63 |
| 29 | | PIN PHASE | 255 | 124 | 122 | 89 | | 16 : 9 BLANKING START(50) | 255 | 37 | 37 |
| 30 | | PIN AMP | 255 | 47 | 55 | 90 | | 16 : 9 BLANKING END(50) | 255 | 163 | 163 |
| 31 | COMPONENT | SUB PHASE | 255 | 140 | 140 | 91 | | V BLANKING (60) | 255 | 117 | 117 |
| 32 | | SUB CHROMA (NORMAL) | 255 | 104 | 104 | 92 | | 16 : 9 BLANKING START(60) | 255 | 40 | 40 |
| 33 | | SUB CHROMA (SMPTE) | 255 | 168 | 168 | 93 | | 16 : 9 BLANKING END(60) | 255 | 215 | 215 |
| 34 | | R-Y LEVEL | 255 | 155 | 155 | 94 | | H DELAY | 255 | 165 | 165 |
| 35 | NTSC | BURST GATE PULSE WIDTH | 255 | 22 | 22 | 95 | | V DELAY | 255 | 101 | 101 |
| 36 | | CRYSTAL | 255 | 51 | 51 | 96 | | HP POSITION | 255 | 130 | 130 |
| 37 | | PHASE (NORMAL) | 255 | 103 | 103 | 97 | | HP WIDTH (NORMAL) | 255 | 90 | 90 |
| 38 | | PHASE (ACC OFF) | 255 | 112 | 112 | 98 | | HP WIDTH (H / V DELAY) | 255 | 35 | 35 |
| 39 | | B-Y PHASE | 255 | 141 | 141 | 99 | SYSTEM | SDI AUDIO | 7 | 5 | 5 |
| 40 | | CHROMA (NORMAL) | 255 | 123 | 123 | 100 | | 358TRAP FILTER | 1 | 0 | 0 |
| 41 | | CHROMA (ACC OFF) | 255 | 20 | 20 | 101 | | ACC | 1 | 0 | 0 |
| 42 | | R-Y LEVEL | 255 | 87 | 87 | 102 | | CAPTION VISION | 7 | 0 | 0 |
| 43 | NTSC 443 | CRYSTAL | 255 | 65 | 65 | 103 | | COMPONENT LEVEL | 3 | 2 | 2 |
| 44 | | PHASE (NORMAL) | 255 | 80 | 80 | 104 | | NTSC SETUP LEVEL | 1 | 0 | 0 |
| 45 | | PHASE (ACC OFF) | 255 | 75 | 75 | 105 | | CHROMA SET UP | 1 | 0 | 0 |
| 46 | | B-Y PHASE | 255 | 140 | 140 | 106 | | COLOR SYSTEM DISPLAY | 3 | 0 | 0 |
| 47 | | CHROMA (NORMAL) | 255 | 117 | 117 | 107 | | COLOR TEMPERATURE | 3 | 0 | 0 |
| 48 | | CHROMA (ACC OFF) | 255 | 87 | 87 | 108 | | USER PRESET | 1 | 0 | 0 |
| 49 | | R-Y LEVEL | 255 | 100 | 100 | 109 | | LANGUAGE | 7 | 0 | 0 |
| 50 | PAL | PHASE (NORMAL) | 255 | 87 | 87 | 110 | | RGB SYNC | 1 | 0 | 0 |
| 51 | | PHASE (ACC OFF) | 255 | 72 | 72 | 111 | | OPTION BOARD | 7 | 0 | 0 |
| 52 | | B-Y PHASE | 255 | 105 | 105 | 112 | | AGING MODE | 1 | 0 | 0 |
| 53 | | CHROMA (NORMAL) | 255 | 141 | 141 | 113 | | PAL-M | 1 | 0 | 0 |
| 54 | | CHROMA (ACC OFF) | 255 | 90 | 90 | 114 | | MODEL | 15 | * | * |
| 55 | | R-Y LEVEL | 255 | 120 | 120 | 115 | | COLOR TEMP DISP 1 | 127 | 65 | 65 |
| 56 | SECAM | CHROMA | 255 | 120 | 120 | 116 | | COLOR TEMP DISP 2 | 127 | 93 | 93 |
| 57 | | R-Y LEVEL | 255 | 229 | 229 | 117 | | REMOTE ADDRESS | 127 | 0 | 0 |
| 58 | | COLOR BALANCE (R-Y) | 255 | 116 | 116 | 118 | | RESERVED 1 | 1 | 0 | 0 |
| 59 | | COLOR BALANCE (B-Y) | 255 | 98 | 98 | 119 | | RESERVED 2 | 1 | 0 | 0 |
| 60 | C/T1 ??00K | 3200K SW | 1 | 0 | 0 | 120 | | FACTORY SET FLAG | 1 | 0 | 0 |

* Among the data 8 bits (MAX255) only the upper 6 bits can be changed.

** PVM-1954Q, PVM-1350/1351Q/1354Q.

PREPARATIONS (2)

* When composite video or component signals are supplied, they must be supplied as below.

| Signal | | Signal Contents | Standard Level (Pedestal-White) |
|-----------------------------------|----------------|--|---------------------------------|
| COMPOSITE VIDEO (75%COLOR BAR) | 358NT 443NT | 100% WHITE | 0.714V |
| | | 75% WHITE | 0.536V |
| | | BURST (GREEN) (This item only P-P) | 286mV (632mV) |
| | PAL SECAM | 100% WHITE | 0.7V |
| | | 75% WHITE | 0.525V |
| | | PAL BURST (GREEN) (This item only P-P) | 300mV (664mV) |
| COMPONENT (75%COLOR BAR) | BETA 0 | 100% WHITE Y | 0.7V |
| | | 75% WHITE Y | 0.525V |
| | | 75% COLOR B-Y, R-Y (This item only P-P) | 0.7V |
| | SMPTE | 100% WHITE Y | 0.7V |
| | | 75% WHITE Y | 0.525V |
| | | 75% COLOR B-Y, R-Y (This item only P-P) | 0.525V |

* In this document, terms inside boxes are names of service mode adjustments.

Example

* After making adjustments in service mode, write the adjustment data before cutting off the power. If you cut off the power without writing, the results of your adjustments are all lost.

* Standard inspection conditions

Unless specifically specified otherwise in this document. the following conditions are used for adjustments and inspections.

| | |
|----------|--------------------|
| APERTURE | MIN |
| BRIGHT | 50% (Center click) |
| CHROMA | 50% (Center click) |
| PHASE | 50% (Center click) |
| CONTRAST | 80% (Center click) |
| VOLUME | 50% |

3-2. WRITING MODEL DATA

- In service mode, write in the following model data at No. 114 .
PVM-1350 7
PVM-1351Q/1354Q 4
- In service mode, write in the following data at No. 115 .
PVM-1350/1351Q/1354Q 65
- In service mode, write in the following data at No. 116 .
PVM-1350/1351Q/1354Q 93

3-3. PICTURE OUTPUT

- Set the AC input voltage.
(1) Input the video and audio signals to the corresponding terminals on the connector panel.
(2) Set the sliduck AC voltage as shown on the right. (*1-1)

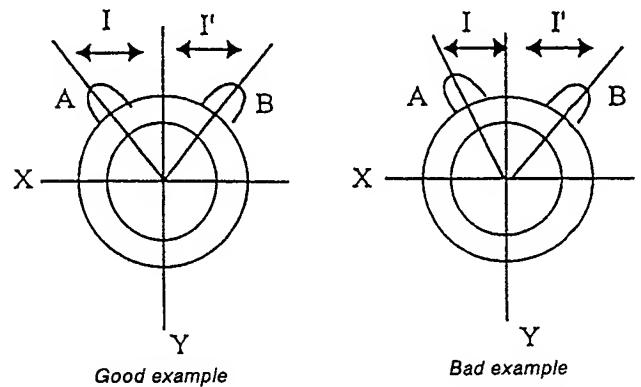
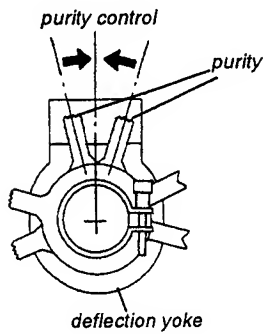
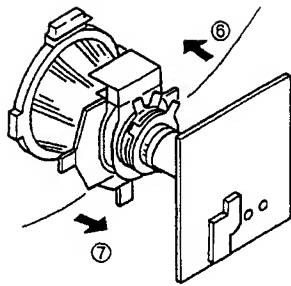
| Model | Voltage |
|----------------------|--|
| PVM-1350/1351Q/1354Q | AC120 ± 3V (Distortion rate : 3% or less) |

3-4. LANDING ADJUSTMENT

- Preparations
 - To reduce the influence of geomagnetism, face the set's CRT screen east or west.
 - Loosen the deflection yoke fixture and lower the deflection yoke to the rear.
 - Switch on the Power switch and degauss with the degausser.
 - Adjust the deflection yoke tilt.
- Adjustment
 - CONT MAX
BRT..... Position providing good vision
 - The rough adjustments of the white balance, G2, and convergence must be completed already.
 - Set green-only.
 - Adjust the purity knob so that the green comes to the center of the screen. Make the red and blue about even. Fig. 1
 - Switch to blue only, red only, and green only and verify each. Fig. 1, 2, and 3
 - Bring the deflection yoke gradually forward and adjust the deflection yoke so that the R and B at both sides of the screen become green. Fig. 2 → 3
 - If the deflection yoke comes too far forward, you will see the pattern shown in Figure 4. If that happens, lower the deflection yoke to the rear. Fig. 4 → 3
 - Switch the single color switch to B and verify the single color. Fig. 6
 - Switch the single color switch to R and verify the single color. Fig. 9
 - When one of the colors does not become the single color correctly, check by repeating Items 7 and 8 based on the single color not coming into adjustment.
If you can not obtain landing in the corners, paste on magnets.
 - Switch to an all-white signal and check the uniformity.
 - When the deflection yoke position is determined, fasten it with the fixture.

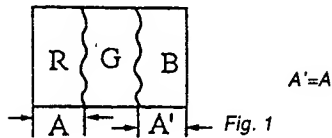
3-5. CONVERGENCE ADJUSTMENT

1. Input a dot pattern signal.
 CONT Position providing good vision
 BRT MIN
2. Align the horizontal R, G, and B dots at the center of the screen with the H-STAT VR. (*1)
 *1: If the H-CENTER adjustment was after the H-STAT adjustment, re-adjust the H-STAT.
 (The H-CENT VR changes the H-STAT too.)
3. Align the R, G, and B at the center of the screen with the V-STAT magnets. (*2)
 *2: After the V-STAT adjustment, paint on the knobs to lock them.



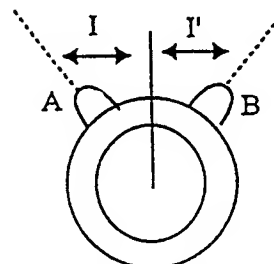
V-STAT magnet knobs
 While keeping the angles for A and B equal ($I=I'$), align the vertical convergence.

If the A and B knobs are not symmetrical ($I \neq I'$), this has bad effects. The focus may deteriorate and beam striking may occur.



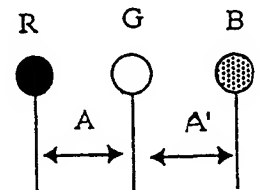
4. For HMC, use the 6-pole magnet to adjust the R and B dots to be symmetrical left and right about the G dot. (*1)

*1:

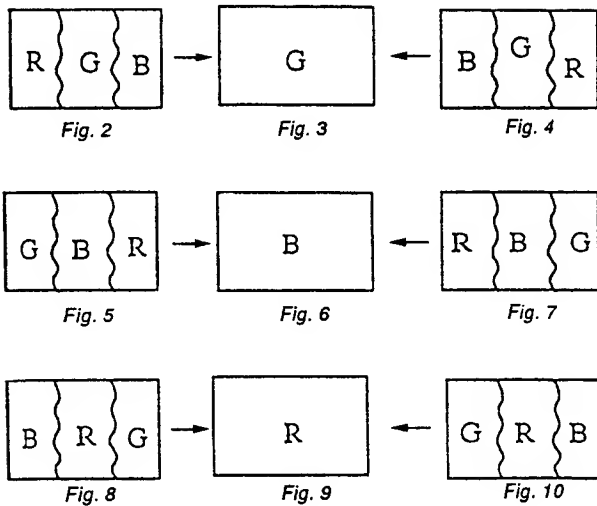


6-pole magnet

The HMC adjustment changes the opening of the 6-pole magnet.

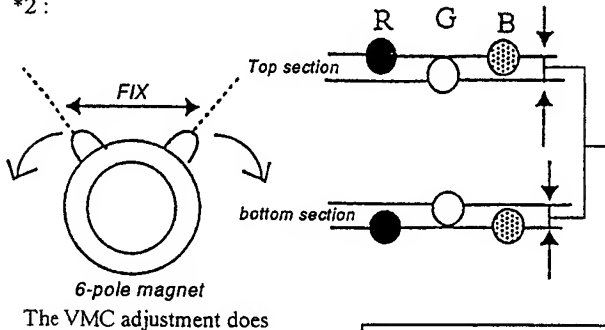


Adjust the 6-pole magnet so that $A=A'$. You must maintain the relationship $I \neq I'$ while moving the magnet.



95. For VMC, use the 6-pole magnet to adjust the R and B dots to be symmetrical above and below the G dot. (*2)

*2:



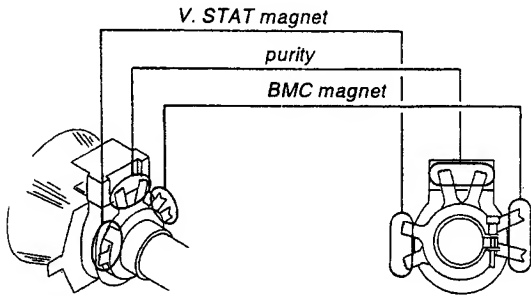
The VMC adjustment does not change the opening of the 6-pole magnet, but turns it left and right.

24 Adjust so that the displacement up and down are the same.

6. Adjust by repeating the adjustments in Items 2 through 5. (*3)

*3: The above adjustment may affect the landing, so after this adjustment, check the landing again.

7. After the adjustment is complete, paint on the knobs to lock them.

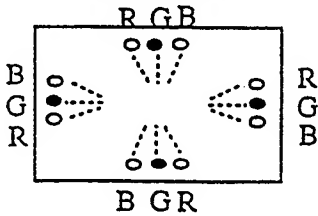


3-6. DEFLECTION YOKE NECK ROTATION ADJUSTMENT

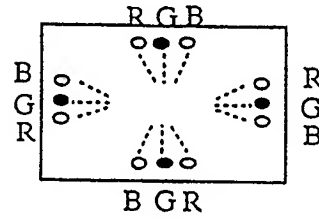
If there is misconvergence at both sides on the X or Y axis of the screen, turn the neck of the deflection yoke in the direction of the arrow to reduce the misconvergence for the entire CRT screen to within the tolerance.

1. Reverse misconvergence pattern

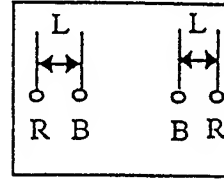
Turn the deflection yoke neck down.



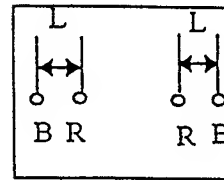
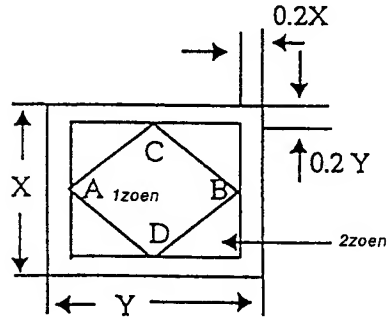
Positive misconvergence pattern
Turn the deflection yoke neck up.



Pattern when deflection yoke too far to the left

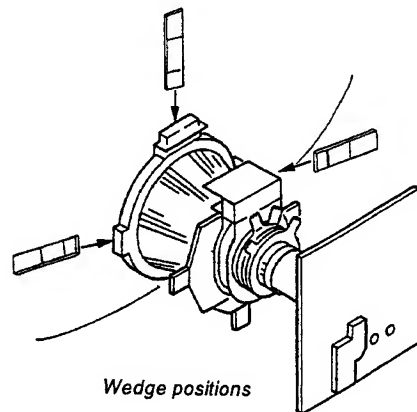


As viewed from the CRT screen, turn the deflection yoke neck to the right.

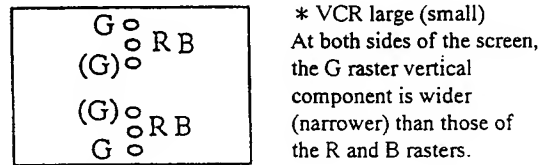
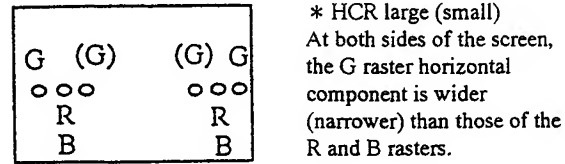
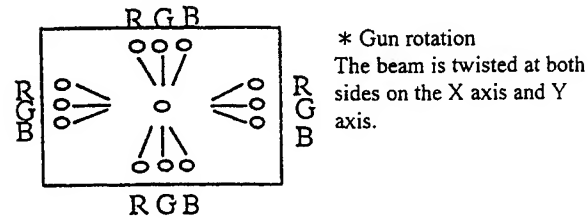


Pattern when deflection yoke too far to the right

2. Insert the three wedges in the deflection yoke and CRT funnel surface to fasten the deflection yoke.

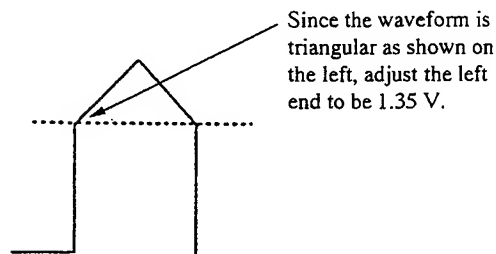
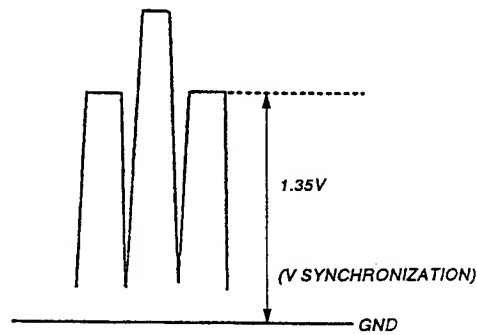


3. The pattern below can not be corrected by turning the neck.

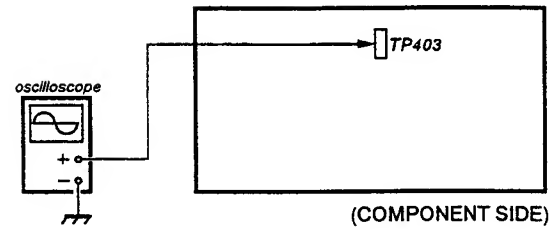


3-7. G2 ADJUSTMENT

1. Input a 525 monoscope signal.
2. Connect the oscilloscope to A board TP403.
3. Of the three reference pulses, measure the lowest one.
4. With the Screen VR, adjust so that left end of the waveform is: $1.35\text{ V} \pm 0.05$



A BOARD



3-8. WHITE BALANCE ADJUSTMENT

For measuring equipment, use a color analyzer (for example from Minolta).

For the PVM-1350, Items 7, 8, 14, 15 and 16 are not necessary.

1. Input a 525 monoscope signal.
(Input from Line A or Line B, with no burst.)
2. Set :
CONT 0%
BRT 50%
3. On a 20-tone gray scale, adjust service mode **SUB BRIGHT** so that
0 and 5 IRE → cut off
10 IRE → slight glow
4. Input 525 all-white (no burst, composite signal).
5. Set CONT to 80%.
6. Adjust the all-white signal luminance so that the screen luminance is 3 NIT.
7. Press MENU and select COL TEMP/BAL.
8. Select 6500 K.
9. Put the unit into service mode. (*1)
*1 : Set **3200 K SW** to 0 for both 9300K and 6500K.
10. Adjust to the standard values with **C/T1 6500K BIAS**.
(G must be fixed at "512".) (*2)
*2 : Adjust the cut-off to be 3 NIT.
11. Switch the all-white signal luminance to 100 IRE.
12. Adjust to the standard values with **C/T1 6500K GAIN**.
(G must be fixed at "700".)
13. Repeat Items 10, 11 and 12 until the adjustment is complete, then write the adjustment data.
14. Press MENU and select COL TEMP/BAL.
15. Select 9300 K.
16. In the same manner as in Items 10, 11, 12 and 13 make the **C/T2 9300K BIAS** and **C/T2 9300K GAIN** adjustments.

3-9. BLUE-ONLY WHITE-BALANCE ADJUSTMENT

For the PVM-1350, Items 3, 4, 5, 6, 7 and 8 are not necessary.

1. Switch the user control SW Blue Only On (to set blue-only mode).
2. Input an all-white signal (no burst composite signal). (*1)
The luminance of the all-white signal must be 100 IRE.
CONT 80%
BRT 50%
3. Select COL TEMP/BAL.
4. Select 6500 K.
5. Adjust to the standard values with **C/T1 6500K B/O (RED)** and **C/T1 6500K B/O (GREEN)**.
6. Select COL TEMP/BAL.
7. Select 9300 K.
8. Adjust to the standard values with **C/T1 9300K B/O (RED)** and **C/T1 9300K B/O (GREEN)**.
9. Check that the white balance is obtained when the all-white signal luminance is adjusted and the screen luminance is 8 NIT.

3-10 SUB BRT ADJUSTMENT

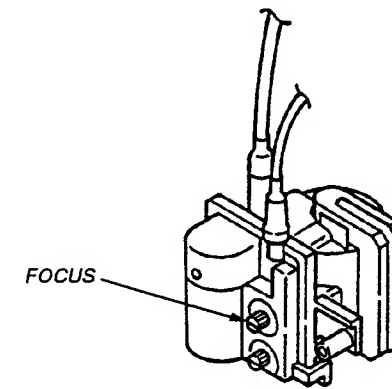
1. Input a 525 monoscope signal.
2. CONT MIN
BRT CENTER (50%)
3. Put the unit into service mode and select **SUB BRIGHT**.
4. Adjust **SUB BRIGHT** so that 10 IRE gives a slight glow and 10 IRE gives cut off.

3-11. FOCUS ADJUSTMENT

Note : PVM-1350, 1351Q and 1354Q are adjusted with RV707 on the C board.

PVM-1351Q, 1354Q are adjusted with the RV at the top of the FBT main nut

1. Input a 525 monoscope signal.
2. Adjust the focus to optimize the focus on the characters "30" at the center of the screen.
3. Switch to an all-white signal and check the uniformity.



SECTION 4 SAFETY RELATED ADJUSTMENT

The following adjustments should always be performed when replacing the following components (marked with \boxtimes , \boxdot on the schematic diagram).

+B detection..... \boxtimes R1535
Tertiary coil detection..... \boxtimes R1536

Hold Down Circuit..... \boxdot A board IC500, D533, R1537, C592, R1536, C523, R1560, R551, C549, R518, C506, C512, D501, R506, R519, T501, IC507

Beam Current Protector Circuit..... \boxdot A board R508, R515, R516, R517, C513, Q500, Q511

B+ Regulator Circuit..... \boxdot A board R1535
 \boxdot G board C603, IC602

B+ MAX VOLTAGE CONFIRMATION (RV601)

Standard : 115.0~117.0 VDC
Check Condition : Input voltage : 130~132 VAC
Note : Use NF Power Supply or make sure that distortion factor is 3% or less.
Input signal : ALL White
Controls : BRT & CONT \Rightarrow Minimum

HOLD-DOWN CIRCUIT VOLTAGE CONFIRMATION

Check Condition : Input voltage : 130~132 VAC
Input signal : monoscope signal
Controls : BRT & PIC \Rightarrow initial reset
B+ voltage : Less than 117.0 V

- (1) Hold down circuit (+B Actuation)
a) When IABL = $600 \pm 50 \mu A$, raster goes out at less than 130.5 V of +B voltage (TP502) by adjusting Δ R690 and RV601.

Input signal : ALL white
 Δ R690 : 470-5.6k 1/4 W RN

- b) When IABL = $40 \pm 20 \mu A$, raster goes out at less than 130.5 V of +B voltage (TP502) by adjusting Δ R690 and RV601.
Input signal : Dot

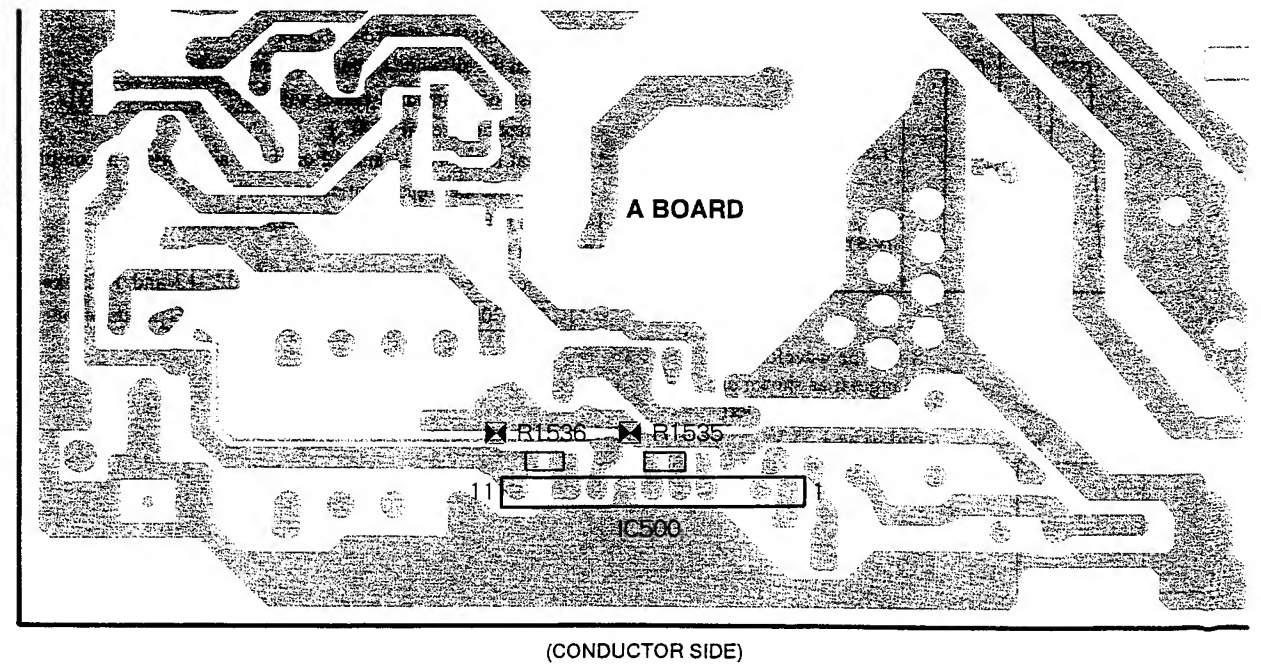
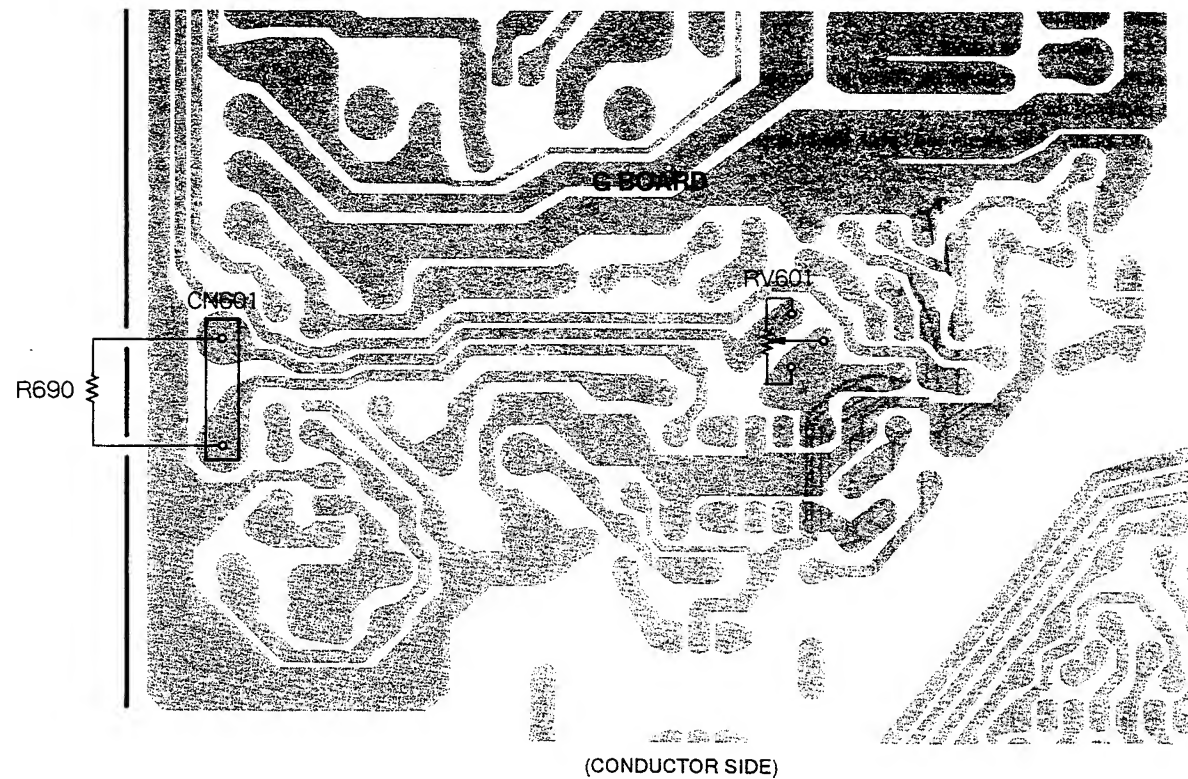
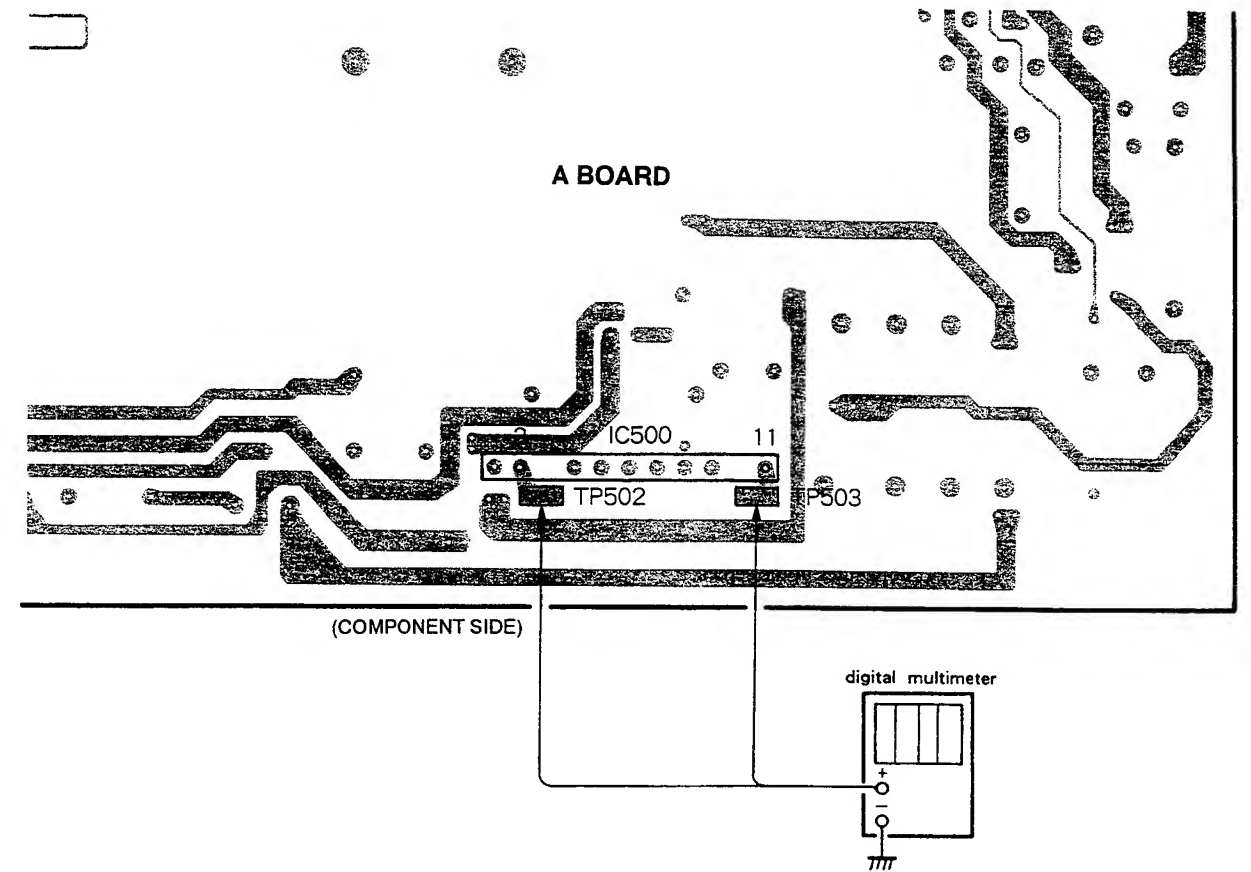
- (2) Hold down circuit (Tertiary coil detection voltage)
Confirmatory item : 110.0 V voltage should be applied to the (11) pin of IC500.

- a) When IABL = $600 \pm 50 \mu A$, raster goes out when applying less than DC 146.7 V voltage to the (11) pin (TP503) of IC500 from outside.

Input signal : ALL white

- b) When IABL = $40 \pm 20 \mu A$, raster goes out when applying less than DC 147.0 V voltage to the (11) pin (TP503) of IC500 from outside.

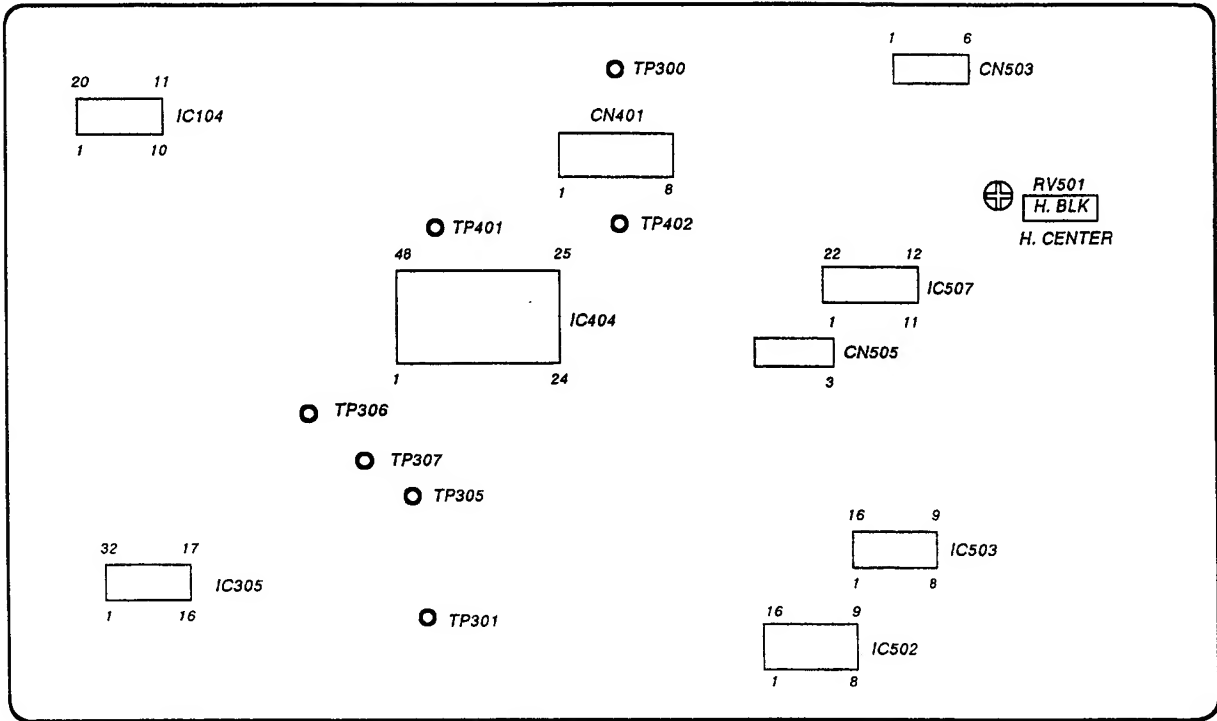
Input signal : Dot




SECTION 5 CIRCUIT ADJUSTMENTS

5-1. A BOARD ADJUSTMENT

A BOARD – COMPONENT SIDE –



A BOARD – CONDUCTOR SIDE –



I. Preparations

* When composite video or component signals are supplied from connector CN301, they must be supplied taking into account the effect of the Q board as indicated on the right.

The levels of the signals supplied must be within ± 2% of the standard on the right.

| Signal | | Signal Contents | Standard Level (Pedestal-White) | Reduction Ratio | Connector Feed Level (Pedestal-White) |
|------------------------------------|----------------|--|---------------------------------|-----------------|---------------------------------------|
| COMPOSITE VIDEO (75% COLOR BAR) | 358NT 443NT | 100% WHITE | 0.714V | 93% | 0.664V |
| | | 75% WHITE | 0.536V | 93% | 0.498V |
| | | BURST (GREEN) (This item only P-P) | 286mV (632mV) | 94% (94%) | 269mV (594mV) |
| | PAL SECAM | 100% WHITE | 0.7V | 94% | 0.651V |
| | | 75% WHITE | 0.525V | 94% | 0.488V |
| | | PAL BURST (GREEN) (This item only P-P) | 300mV (664mV) | 94% (94%) | 282mV (624mV) |
| COMPONENT (75% COLOR BAR) | BETA0 | 100% WHITE Y | 0.7V | 94.8% | 0.664V |
| | | 75% WHITE Y | 0.525V | 94.8% | 0.498V |
| | | 75% COLOR B-Y, R-Y (This item only P-P) | 0.7V | 94.8% | 0.664V |
| | SMPTE | 100% WHITE Y | 0.7V | 94.8% | 0.664V |
| | | 75% WHITE Y | 0.525V | 94.8% | 0.498V |
| | | 75% COLOR B-Y, R-Y (This item only P-P) | 0.525V | 94.8% | 0.498V |

* The function or input can be selected by writing the corresponding data from the table below into microcomputer (IC101) RAM address 0006h.

| BIT | FUNCTION | DATA |
|-----|------------------|------|
| 0-3 | LINE A/RGB | 1 |
| | LINE B/COMPONENT | 2 |
| | LINE C/SDI | 3 |
| | LINE/RGB | 4 |
| | EXT SYNC | 5 |
| | DEGAUSS | 6 |
| | BLUE ONLY | 7 |
| | UNDER SCAN | 8 |
| | H/V DELAY | 9 |
| | 16 : 9 | 10 |
| 4-7 | MENU | 1 |
| | SELECT | 2 |
| | UP | 3 |
| | DOWN | 4 |

* In this document, terms inside boxes are names of service mode adjustments.

Example

* CONT 80% is the center click position for the user control.

II. Deflection System Adjustment

1. ADJUSTING THE HORIZONTAL OSCILLATION FREQUENCY

* For the PVM-1350, Items 6 and 7 are not necessary.

1. Input a 525 monoscope signal.
2. Set :
CONT..... 80%
BRT.....50%
3. Put the unit into service mode.
4. Drop A board IC507 Pin 1 to ground with a 100 μ /16V electrolytic capacitor. (Ground must use CN505 Pin 3.) Or plug the H-FREQ tool into CN505.
5. Adjust **60H-FREQ** so that the diagonal lines on the screen become vertical lines. (Fig. 1)
6. Input a 625 monoscope signal.
7. Adjust **50H-FREQ** so that the diagonal lines on the screen become vertical lines. (Fig. 1)

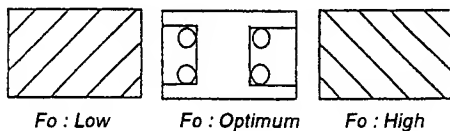
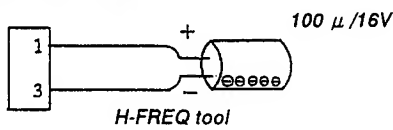


Fig. 1

2-1. H-BLK Adjustment

1. Input a 525 monoscope signal.
2. Set :
CONT.....80%
BRT.....50%
3. Put the unit into service mode.
4. Observe the anode of D516 or TP300 with the oscilloscope and adjust **H-BLK** to obtain the waveform in Fig. 2.

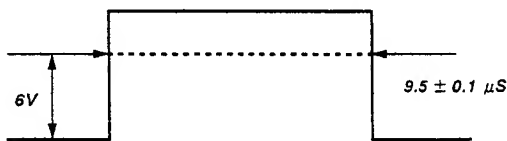


Fig. 2

2-2. H-BLK Adjustment (PVM-1350 only)

1. Put the unit into service mode.
2. Input an adjustment value of **70** for H-BLK.

3-1. PICTURE PHASE Adjustment (PVM-1351Q/1354Q only)

1. Input a 525 monoscope signal.
2. Put the unit into under scan mode.
3. Set :
CONT..... Min.
BRT.....Max.

4. Put the unit into service mode.
5. Use **U/S H SIZE** to adjust the size of the monoscope white frame to be about 1 cm to the inside of the limits of the effective screen.
6. Turn RV501 (H-CENT) and adjust so that B=B'.
7. Adjust **60 VIDEO PHASE** so that the signal region comes to the center (A=A') of the deflection region. (Fig. 3)

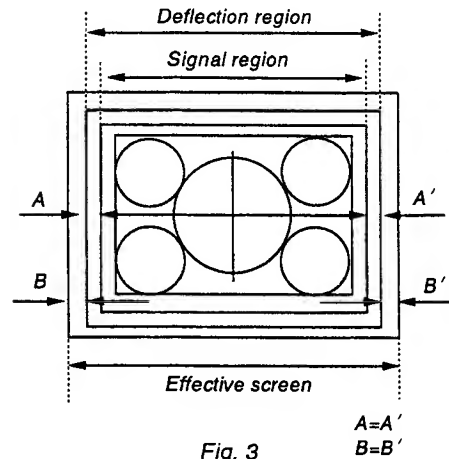


Fig. 3

8. Input a 625 monoscope signal.
9. Adjust **50 VIDEO PHASE** in the same manner.

3-2. PICTURE PHASE Adjustment (PVM-1350 only)

1. Input a 525 monoscope signal.
2. Put the unit into service mode.
3. Input an adjustment value of **123** for **60 VIDEO PHASE**.
4. Input an adjustment value of **137** for **50 VIDEO PHASE**.
5. Roughly adjust H-SIZE so that the horizontal size is 15.75 frames.
6. Turn RV501 (H-CENT) and adjust so that the left and right over scan amounts are equal.

4-1. V-BLK Adjustment (PVM-1351Q/1354Q only)

1. Input a 525 monoscope signal.
2. Put the unit into under scan mode.
3. Set :
CONT..... Min.
BRT.....Max.
4. Put the unit into service mode.
5. Adjust **V BLK (60)** so that before 0.5H of the white frame on the top of the monoscope is barely unblocked.
6. End under scan mode and put the unit into Normal 16:9 mode.
7. Adjust **16 : 9 BLK START (60)** and **16 : 9 BLK END (60)** so that the vertical direction frame count is 11.75 for the light emitting section of the screen and at the same time the top and bottom block amounts are the same.
Note : This must be done before the 16 : 9 V-SIZE adjustment.
8. Input a 625 monoscope signal.
9. Adjust **V BLK (50)** in the same manner as in 5 above.

1010. Adjust **16 : 9 BLK START (50)** and **16 : 9 BLK END (50)** in the same manner as in 7 and 8 above so that the vertical direction frame count is 11.2 for the light emitting section of the screen and at the same time the top and bottom block amounts are the same.

4-2. V-BLK Adjustment (PVM-1350 only)

- Put the unit into service mode.
- Use **60 V-SIZE** and reduce the image size so that the upper and lower blanking can be seen.
- Use **60 V-BLK** and adjust so that the white frame of the upper part becomes 1/2.

5. VERTICAL DEFLECTION SECTION Adjustment

* PVM-1350 has no 16 : 9 mode.

* PVM-1350 has no 625 mode.

Normal V. Size Standards

| | | 525 | 625 |
|--------|-----|--------------------|-------------------|
| 4 : 3 | | 11.75 ± 0.2 frames | 11.2 ± 0.2 frames |
| 16 : 9 | 14" | 154 ± 2mm | ←←←← |
| | 20" | 217 ± 3mm | ←←←← |

- Input a 525 monoscope signal.
- Set :
CONT..... 80%
BRT.....50%
- Put the unit into service mode.
- Adjust the size to 12 frames with **NOR 60 V SIZE**.
Adjust the vertical linearity with **V LIN**.
Adjust the vertical centering with **60 V CENT**.
Note : The V.CENT adjustment must be re-evaluated after the V.LIN adjustment.
Adjust the size to the standard value with **NOR 60 V SIZE**.
- Put the unit into 16 : 9 mode.
- Adjust in the same manner with **16 : 9 NOR V SIZE (60)**.
- Put the unit into normal scan mode.
- Input a 625 monoscope signal.
- Roughly adjust **NOR 50V SIZE** so that the size is 11 frames.
Adjust the vertical centering with **50 V CENT**.
Note : The V.CENT adjustment must be re-evaluated after the V.LIN adjustment.
Adjust the size to the standard value with **NOR 50 V SIZE**.
- Put the unit into 16 : 9 mode.
- Adjust in the same manner with **16 : 9 NOR V SIZE (50)**.

6. HORIZONTAL DEFLECTION SECTION ADJUSTMENT

NORMAL SCAN Adjustment

* PVM-1350 hasno 625 mode.

* PVM-1350 hasno 16 : 9 mode.

- Input a 525 monoscope signal.
- Set :
CONT..... 80%
BRT.....50%

- Put the unit into service mode.
- Roughly adjust **NOR H SIZE** so that the size is 15.75 frames.
- Adjust the horizontal deflection section with **NOR PIN AMP**, **NOR PIN PHASE**, **NOR U/L PIN**, **SEXY**, **V BOW** and **V ANGLE**.
(While adjusting the pincushion distortion and bow distortion with V-ANGL and BOW, adjust so that the horizontal and vertical of the screen are straight lines.)
- Put the unit into 16 : 9 mode.
- Adjust with **16 : 9 NOR PIN AMP**, **16 : 9 NOR PIN PHASE**, and **16 : 9 NOR U/L PIN** in the same manner as in Item 5.

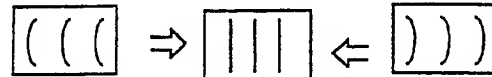
Normal H.Size Standards

| | 525 | 625 |
|--------|--------------------|-------------------|
| 4 : 3 | 15.75 ± 0.2 frames | 15.0 ± 0.2 frames |
| 16 : 9 | 15.75 ± 0.2 frames | 15.0 ± 0.2 frames |

V-ANGL




BOW



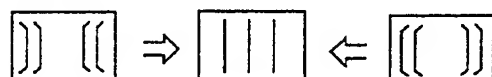
PIN-AMP



PIN-PHASE



U/L-PIN



SEXY



Fig. 4

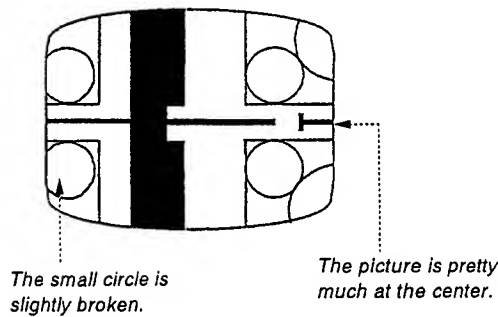
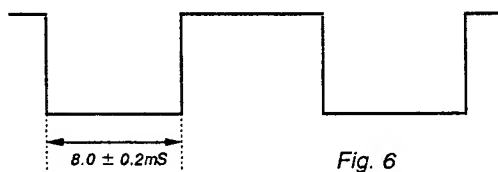
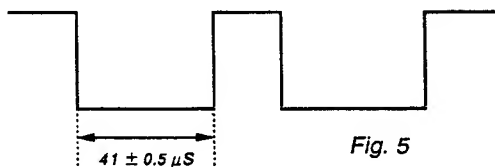
7. HORIZONTAL DEFLECTION SECTION Adjustment (UNDER SCAN adjustment) (PVM-1351Q/1354Q only)

Standard value

| | 525 | 625 |
|------------|-----------|-----|
| U/S H-SIZE | 252 ± 2mm | ← |
| V-SIZE | 188 ± 2mm | ← |
| 16 : 9 | 142 ± 2mm | ← |
| U/S V-SIZE | | |

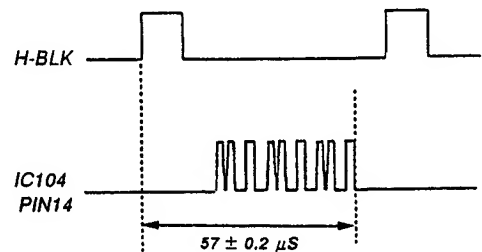
8. H/V DELAY Adjustment

- H-DELAY adjustment
 - Input a 525 monoscope signal.
 - Set :
CONT..... 80%
BRT..... 50%
 - Put the unit into H/V DELAY mode.
 - Put the unit into service mode.
 - Connect the oscilloscope probe to IC503 Pin 7, then adjust **H DELAY** so that the waveform is as in Fig. 5.
- V-DELAY Adjustment
 - Input a 525 monoscope signal.
 - Set :
CONT..... 80%
BRT..... 50%
 - Put the unit into H/V DELAY mode.
 - Put the unit into service mode.
 - Connect the oscilloscope probe to IC502 Pin 7, then adjust **V DELAY** so that the waveform is as in Fig. 6.
- Picture verification (PVM-1351Q/1354Q only)
Verify that the picture is as in Fig. 7.



9. OSD POSITION Adjustment

- Input a 525 color bar signal.
- Connect the oscilloscope probes to TP300 (H-BLK) and IC104 Pin 14.
- Adjust **OSD POSITION** so that the gap between the rising edge of the H-BLK waveform and the right edge character (the right edge of the " " for service mode **OSD POSITION**) is : $57 \mu S \pm 0.2 \mu S$



10. WRITING THE ADJUSTMENT

- Write the adjustment results into memory.
Note : If you cut off the power before writing, the results of your adjustments are all lost.

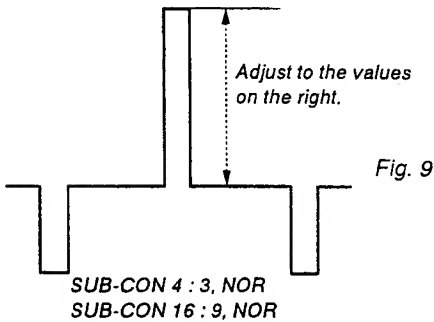
III. SIGNAL SYSTEM ADJUSTMENT

1. NORMAL AND H/V DL SUB CON ADJUSTMENT

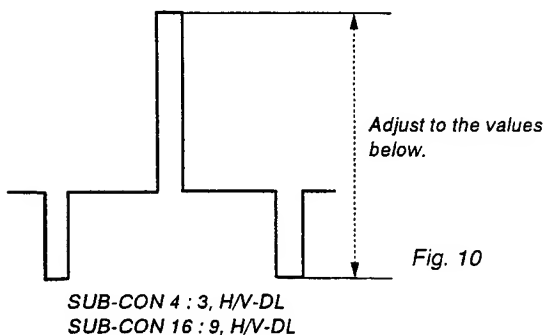
* PVM-1350 has neither 16 : 9 nor H/V-DL.

1. Input a vertical white line signal.
Note : Use a vertical white line signal (525 no burst, H width 3μS, 100IRE).
2. Set :
CONT..... 80%
BRT.....50%
3. Connect the oscilloscope probe to A board CN401 Pin 3.
4. Put the unit into service mode.
5. Provisionally input an adjustment value of 69 for SUB BRT.
6. Adjust the pedestal or the distance between the sync tip and white with **SUB CON (4 : 3 NOR)**, **SUB CON (4 : 3 H/V DELAY)**, **SUB CON (16 : 9 NOR)**, and **SUB CON (16 : 9 H/V DELAY)**.

- SUB CON (4 : 3 NOR) } (Fig. 9)
- SUB CON (16 : 9 NOR) }
- SUB CON (4 : 3 H/V DELAY) } (Fig. 10).
- SUB CON (16 : 9 H/V DELAY) }



| | 20" | 14" | |
|--------|-----------|-----------|----------------|
| | | PVM-1354Q | PVM-1350/1351Q |
| 4 : 3 | 1.55 Vp-p | 1.50 Vp-p | 1.40 Vp-p |
| 16 : 9 | 1.40 Vp-p | 1.33 Vp-p | 1.24 Vp-p |



| | 20" | 14" | |
|--------|-----------|-----------|----------------|
| | | PVM-1354Q | PVM-1350/1351Q |
| 4 : 3 | 1.55 Vp-p | 1.50 Vp-p | 1.40 Vp-p |
| 16 : 9 | 1.40 Vp-p | 1.33 Vp-p | 1.24 Vp-p |

2-1. SUB PHASE Adjustment (PVM-1351Q/1354Q only)

1. Input a component color bar (R-Y) and EXT SYNC (Beta 0 level signal).
2. Put the unit into Ext Sync mode.
3. Connect the oscilloscope probe to IC404 Pin 30 or TP402.
4. Put the unit into service mode.
5. Adjust **SUB PHASE** to minimize the output waveform (15 mVp-p max.) (Fig. 11)

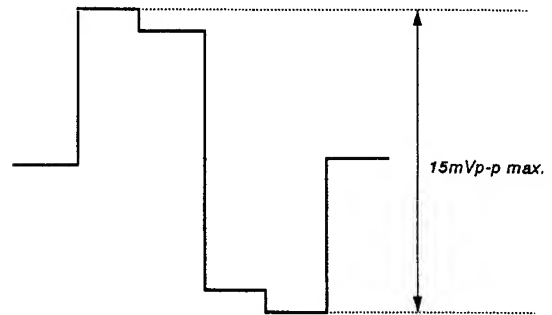


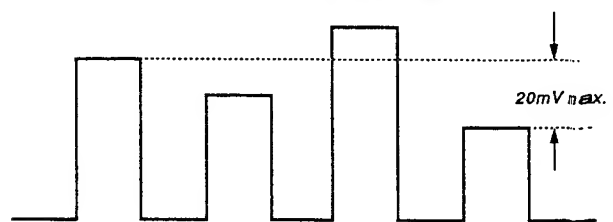
Fig. 11

2-2. SUB PHASE Adjustment (PVM-1350 only)

1. Input a NTSC color bar signal.
2. Connect between L309 and ground and between TP507 and a 5V line (L320 line).
3. Put the unit into service mode.
4. Adjust **SUB PHASE** to minimize the output waveform (15 mVp-p max.) (Fig. 11)

3-1. SUB CHROMA Adjustment (PVM-1351Q/1354Q only)

1. Input a component color bar (R-Y, Y, B-Y). (Beta 0 level signal).
2. From the menu, make the Component Level Beta 0.
3. Connect the oscilloscope probe to IC404 Pin 30 or TP402.
4. Put the unit into service mode.
5. Using **SUB CHROMA NORMAL**, adjust so that the tops of the waveform line up as in the diagram below. (Fig. 12)



Adjust so that the levels of the first peak and the fourth peak are the same.

Fig. 12

3-2. SUB CHROMA Adjustment (PVM-1350 only)

1. Put the unit into service mode.
2. Input an adjustment value of 98 for **SUB CHROMA NORMAL**. (Fig. 12)

4. R-Y LEVEL ADJUSTMENT (PVM-1351Q/1354Q only)

1. Input a component color bar (R-Y, Y, B-Y). (Beta 0 level signal).
2. From the menu, make the Component Level Beta 0.
3. Connect the oscilloscope probe to IC404 Pin 41 or TP401.
4. Put the unit into service mode.
5. Using **R-Y LEVEL COMPONENT**, adjust so that the tops of the waveform line up as in the diagram below. (Fig. 13)

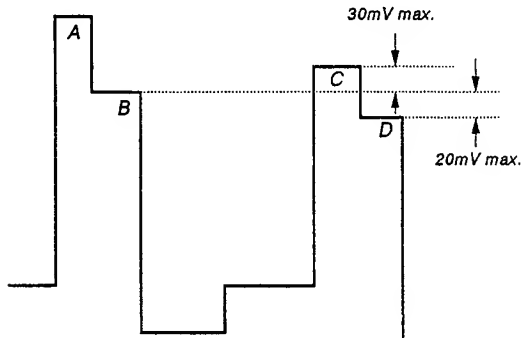


Fig. 13

Adjust so that B=D above (20 mV max.) Check that the difference between D and C is no greater than 30 mV

5. SUB CHROMA N10/SMPTE Adjustment (PVM-1351Q/1354Q only)

1. Input a component color bar (R-Y, Y, B-Y). (SMPTE level signal).
2. From the menu, make the Component Level N10/SMPTE.
3. Connect the oscilloscope probe to IC404 Pin 30 or TP402.
4. Put the unit into service mode.
5. In the same manner as in 4-5, adjust **SUB CHROMA N10/SMPTE**.

6. BURST GATE PULSE WIDTH Adjustment

1. Input an NTSC color bar.
2. Connect the oscilloscope probes to TP301 (COMP-SYNC) and Q363 or IC305 Pin 1. (Be careful! IC305 Pin 1 is a high-impedance line.)
3. Put the unit into service mode.
4. Adjust **BGP WIDTH** so that the output waveform has the relationship shown in Fig. 14.

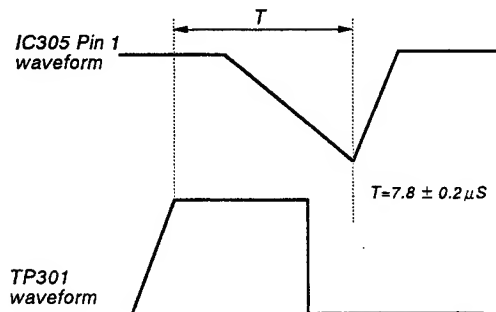


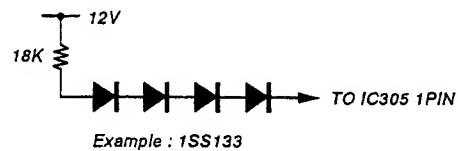
Fig. 14

7. VXO Adjustment

1. X'tal 358
 - 1) Input an NTSC color bar.
 - 2) Connect the frequency counter to IC305 Pin 21.
 - 3) Put the unit into service mode.
 - 4) Connect the circuit on the right to IC305 Pin 1.
 - 5) Adjust **CRYSTAL 358** so that the counter reading meets the standard below. (You can also just adjust for where the color flicker stops.)

X'tal 358

Standard level $3.579545 \pm 20\text{Hz}$



(For connecting to Pin 1, have the four diodes as close to Pin 1 as possible to reduce the length of the wires.)

2. X'tal 443 (PVM-1351Q/1354Q only)

- 1) Input a 443 NTSC color bar.
- 2) Connect the frequency counter to IC305 Pin 21.
- 3) Put the unit into service mode.
- 4) Connect to IC305 Pin 1 in the same manner as in 1-4).
- 5) Adjust Crystal 443 in the same manner as in 1-5).

X'tal 443

Standard level $4.433619 \pm 20\text{Hz}$

8. NTSC COLOR DEMODULATION Adjustment

- * The adjustment in 8-1-3) is not necessary for PVM-1351Q/1354Q.
- * The adjustment in 8-1-4) is not necessary for PVM-1350.

1. NT 358 PHASE (NORMAL)

- 1) Input an NTSC color bar.
- 2) Connect the oscilloscope probe to TP306.
- 3) Supply 4 VDC to IC305 Pin 4.
- 4) Put the unit into H/V delay mode.
- 5) Put the unit into service mode.
- 6) Adjust PHASE NTSC 358 NOR so that the output waveform burst section is a straight line. (Fig. 15)

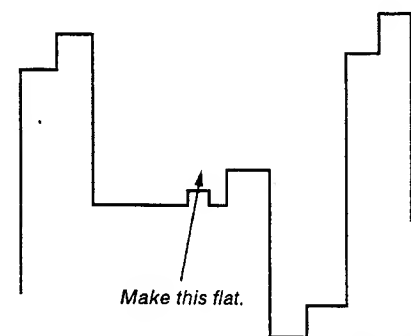


Fig. 15

2. NT358 PHASE (ACC OFF) (PVM-1351Q/1354Q only)

- 1) Switch ACC Off with the menu.
- 2) Adjust in the same manner as in 8-1 above, but adjust with **PHASE NTSC 358 ACC OFF**. (Fig. 15)

3. NT358 B-Y PHASE

The phase adjustment must be carried out before the chroma adjustment.

- 1) Input an NTSC color bar.
(Input only the R-Y component. Have B-Y and Y off.)
- 2) Connect the oscilloscope probe to TP305.
- 3) Put the unit into service mode.
- 4) Adjust **[B-Y PHASE NTSC 358]** so that the color components form a straight line.

4. NT358 CHROMA (NORMAL)

- 1) Input an NTSC color bar.
- 2) Connect the oscilloscope probe to IC404 Pin 30 or TP402.
- 3) Put the unit into service mode.
- 4) Using **[CHROMA NTSC 358 NOR]**, adjust so that the tops of the waveform line up as in the diagram below. (Fig. 16)

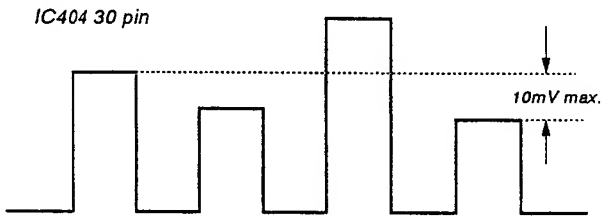


Fig. 16

Adjust so that the levels of the first peak and the fourth peak are the same.

5. NT 358 CHROMA (ACC OFF) (PVM-1351Q/1354Q only)

- 1) Switch ACC Off with the menu.
- 2) Adjust **[CHROMA NTSC 358 ACC OFF]** in the same manner as 8.-4 above. (Fig. 16)

6. NTSC 358 R-Y LEVEL

- 1) Input an NTSC358 color bar.
- 2) Connect the oscilloscope probe to IC404 Pin 41 or TP401.
- 3) Put the unit into service mode.
- 4) Using **[R-Y LEVEL NTSC 358]**, adjust so that the tops of the waveform line up as in the diagram below. (Fig. 17)

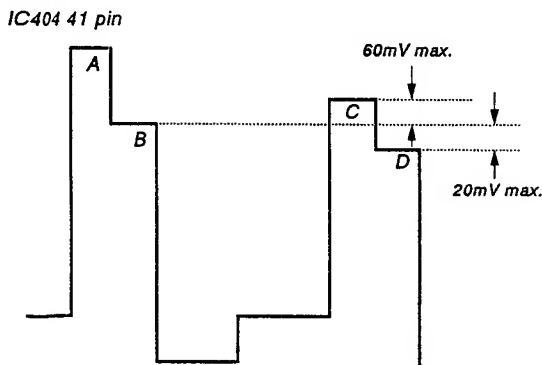


Fig. 17

Adjust so that B=D above (20 mV max.) Check that the difference between B and C is no greater than 60 mV.

7. NTSC 443 PHASE (NORMAL) (PVM-1351Q/1354Q only)

* The adjustment in 8-7-3) is not necessary for PVM-1351Q/1354Q.

- 1) Input an NTSC 443 color bar.
- 2) Connect the oscilloscope probe to TP306.
- 3) Supply 4 VDC to IC305 Pin 4.
- 4) Put the unit into H/V delay mode.
- 5) Put the unit into service mode.
- 6) Adjust **[PHASE NTSC 443 NOR]** so that the output waveform burst section is a straight line. (Fig. 18)

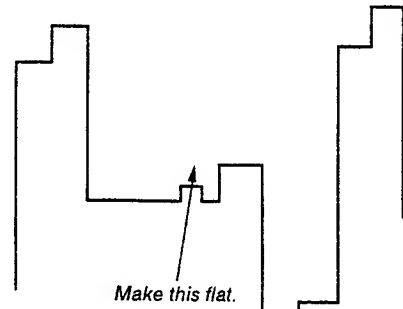


Fig. 18

8. NTSC 443 PHASE (ACC OFF) (PVM-1351Q/1354Q only)

- 1) Switch ACC Off with the menu.
- 2) Adjust **[PHASE NTSC 443 ACC OFF]** in the same manner as in 7-5). above. (Fig. 20)

9. NTSC 443 B-Y PHASE (PVM-1351Q/1354Q only)

- NTSC 443 CHROMA NOR
- 1) Input an NTSC 443 color bar.
 - 2) Connect the oscilloscope probe to TP402.
 - 3) Put the unit into service mode.
 - 4) Adjust **[B-Y PHASE NTSC 443]** and **[CHROMA NTSC 443 NOR]** so that the tracking is normal and the tops of the waveform line up. (Fig. 19)

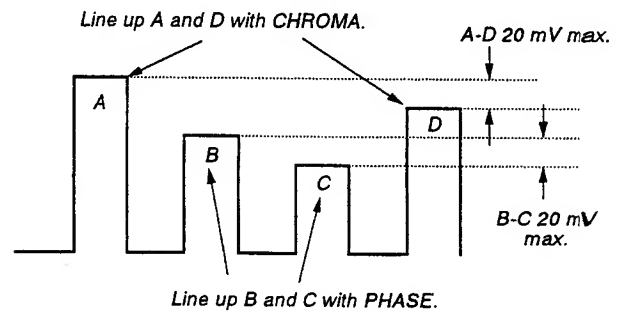


Fig. 19

10. NTSC 443 CHROMA (ACC OFF) (PVM-1351Q/1354Q only)

- 1) Switch ACC Off with the menu.
- 2) Adjust **[CHROMA NTSC 443 ACC OFF]** in the same manner as 9-4). (Fig. 22)

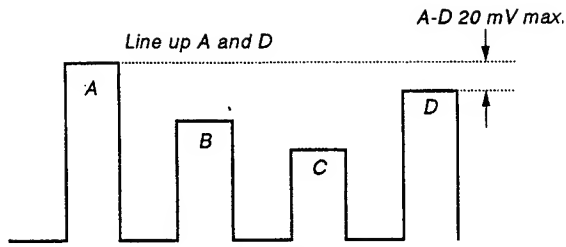


Fig. 20

11. NTSC 443 R-Y LEVEL (PVM-1351Q/1354Q only)

- 1) Input an NTSC 443 color bar.
- 2) Connect the oscilloscope probe to TP401.
- 3) Put the unit into service mode.
- 4) Adjust **R-Y LEVEL NTSC 443** in the same manner as 6-4). (Fig. 17)

12. PAL PHASE (NORMAL) (PVM-1351Q/1354Q only)

- 1) Input a PAL SP color bar.
- 2) Connect the oscilloscope probe to TP306.
- 3) Put the unit into service mode.
- 4) Adjust **PHASE PAL NOR** so that the B-Y anti-PAL signal waveform is 0. (Fig. 21)

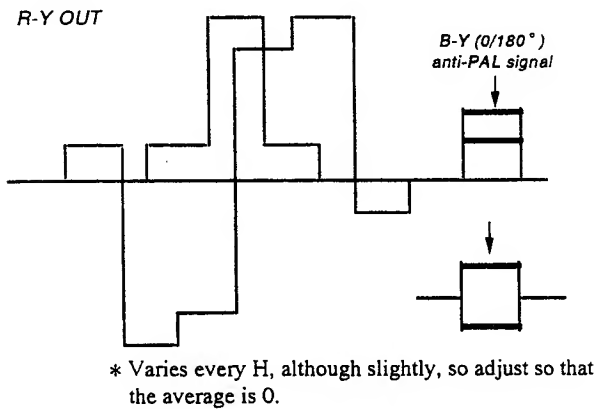


Fig. 21

13. PLL PHASE (ACC OFF) (PVM-1351Q/1354Q only)

- 1) Switch ACC Off with the menu.
- 2) Adjust **PHASE PAL ACC OFF** in the same manner as 12-4).

14. PAL B-Y PHASE (PVM-1351Q/1354Q only)

- 1) Input a PAL SP color bar.
- 2) Connect the oscilloscope probe to TP305.
- 3) Put the unit into service mode.
- 4) Adjust **B-Y PHASE PAL** so that the B-Y anti-PAL signal waveform is 0. (Fig. 22)

(R-Y OUT)

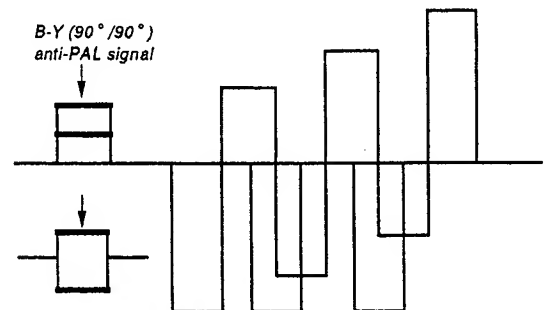


Fig. 22

15. PAL CHROMA (NORMAL) (PVM-1351Q/1354Q only)

- 1) Input a PAL color bar.
- 2) Connect the oscilloscope probe to IC404 Pin 30 or TP402.
- 3) Put the unit into service mode.
- 4) Adjust **CHROMA PAL NOR** so that the tops of the waveform line up. (Fig. 23)

Adjust so that the B and D peaks are the same.

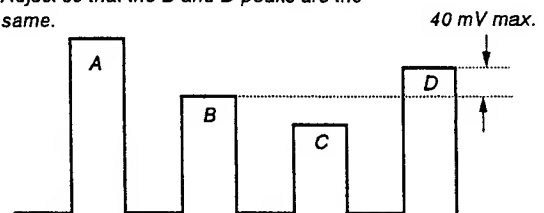


Fig. 23

16. PAL CHROMA (ACC OFF) (PVM-1351Q/1354Q only)

- 1) Switch ACC Off with the menu.
- 2) Adjust **CHROMA PAL ACC OFF** in the same manner as 15.-4). (Fig. 23)

17. PAL R-Y LEVEL (PVM-1351Q/1354Q only)

- 1) Input a PAL color bar.
- 2) Connect the oscilloscope probe to IC404 Pin 41 or TP401.
- 3) Put the unit into service mode.
- 4) Adjust **R-Y LEVEL PAL** so that the tops of the waveform line up as in the diagram below. (Fig. 24)

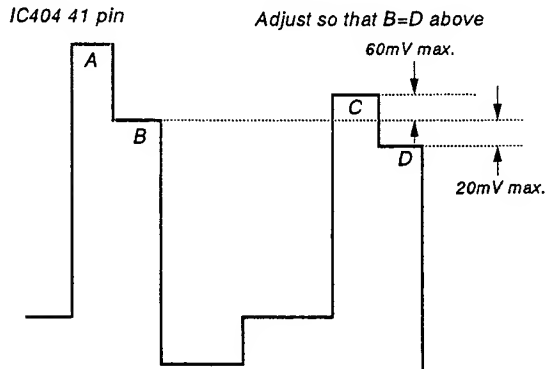


Fig. 24

9. SECAM Adjustmnet

* This must be done after the deflection adjustment.

Note : Varies with H-FREQ, H-BLK, VIDEO-PHASE, ANGLE, BOW, H-DELAY, etc.

1. HP EIDTH (NORMAL) ADJUSMTNET (PVM-1351Q/1354Q only)

The board adjustment in 9-1. is a rough adjustment and this may also be managed with the IC317 Pin 10 pulse width.

- 1) Input a SECAM color bar.
- 2) Put the unit into under scan mode.
- 3) Put the unit into service mode.
- 4) Adjust **HP WIDTH NOR** so that the color of the color section at the top left of the screen almost disappears.

2. HP POSITION ADJUSMTNET (PVM-1351Q/1354Q only)

Note : 9-2. is the same as above. This adjustment can be managed with the phase relationship between the start of the pulse at IC317 Pin 10 and the input video signal.

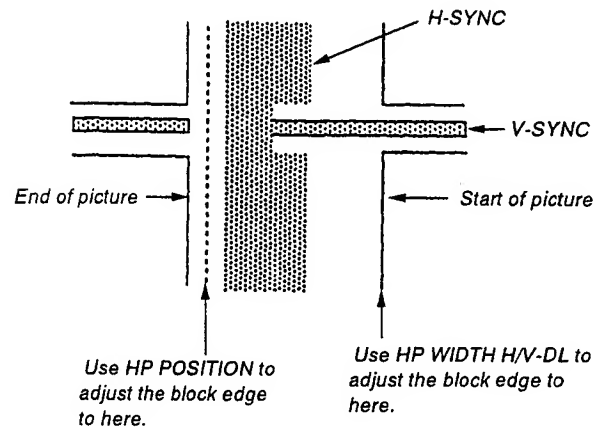
- 1) Input a SECAM color bar.
- 2) Put the unit into H/V delay mode.
- 3) Put the unit into service mode.
- 4) Adjust **HP POSITION** as in the diagram on the right.

3. HP WIDTH (H/V -DL) ADJUSMTNET (PVM-1351Q/1354Q only)

- 1) Input a SECAM color bar.
- 2) Put the unit into H/V delay mode.
- 3) Put the unit into service mode.

4) Adjust HP WIDTH H/V DELAY as in the diagram below.

Note : Check the HP POSITION and if it is off, repeat 2 and 3.



4. SECAM COL BALANCE (PVM-1351Q/1354Q only)

- 1) Input a SECAM color bar.
- 2) Connect the oscilloscope probe to TP306.
- 3) Put the unit into service mode.
- 4) Adjust **SECAM COLOR BALANCE R-Y** so that the non-color section forms a straight line.
- 5) Connect the oscilloscope probe to TP305.
- 6) Adjust **SECAM COLOR BALANCE B-Y** so that the non-color section forms a straight line.

5. SECAM CHROMA (PVM-1351Q/1354Q only)

- 1) Input a SECAM color bar.
- 2) Connect the oscilloscope probe to IC404 Pin 30 or TP402.
- 3) Put the unit into service mode.
- 4) Adjust **CHROMA SECAM** so that the tops of the waveform line up as in the diagram below. (Fig. 25)

IC404 30 pin

Adjust so that the B and D peaks are the same.

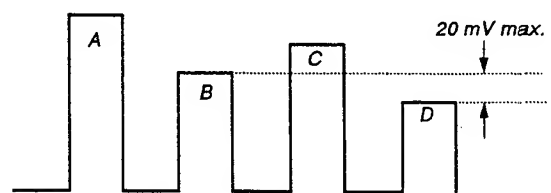
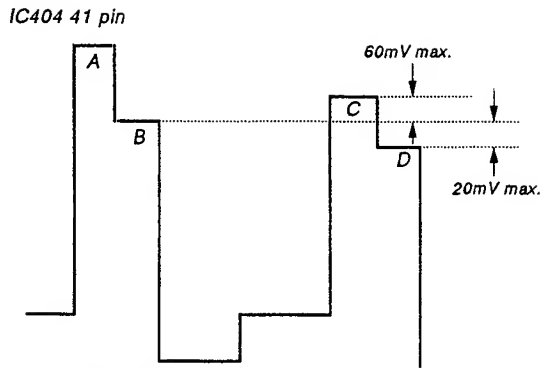


Fig. 25

6. SECAM R-Y LEVEL (PVM-1351Q/1354Q only)

- 1) Input a SECAM color bar.
- 2) Connect the oscilloscope probe to IC404 Pin 41 or TP401.
- 3) Put the unit into service mode.
- 4) Adjust **R-Y LEVE SECAM** so that the tops of the waveform line up as in the diagram below. (Fig. 26)



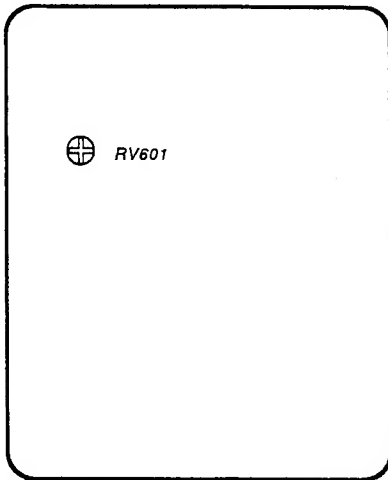
Adjust so that B=D above Fig. 26

10. Writing the adjustment results

1. Write the adjustment results into memory.

5-2. G BOARD ADJUSTMENT

G BOARD – COMPONENT SIDE –



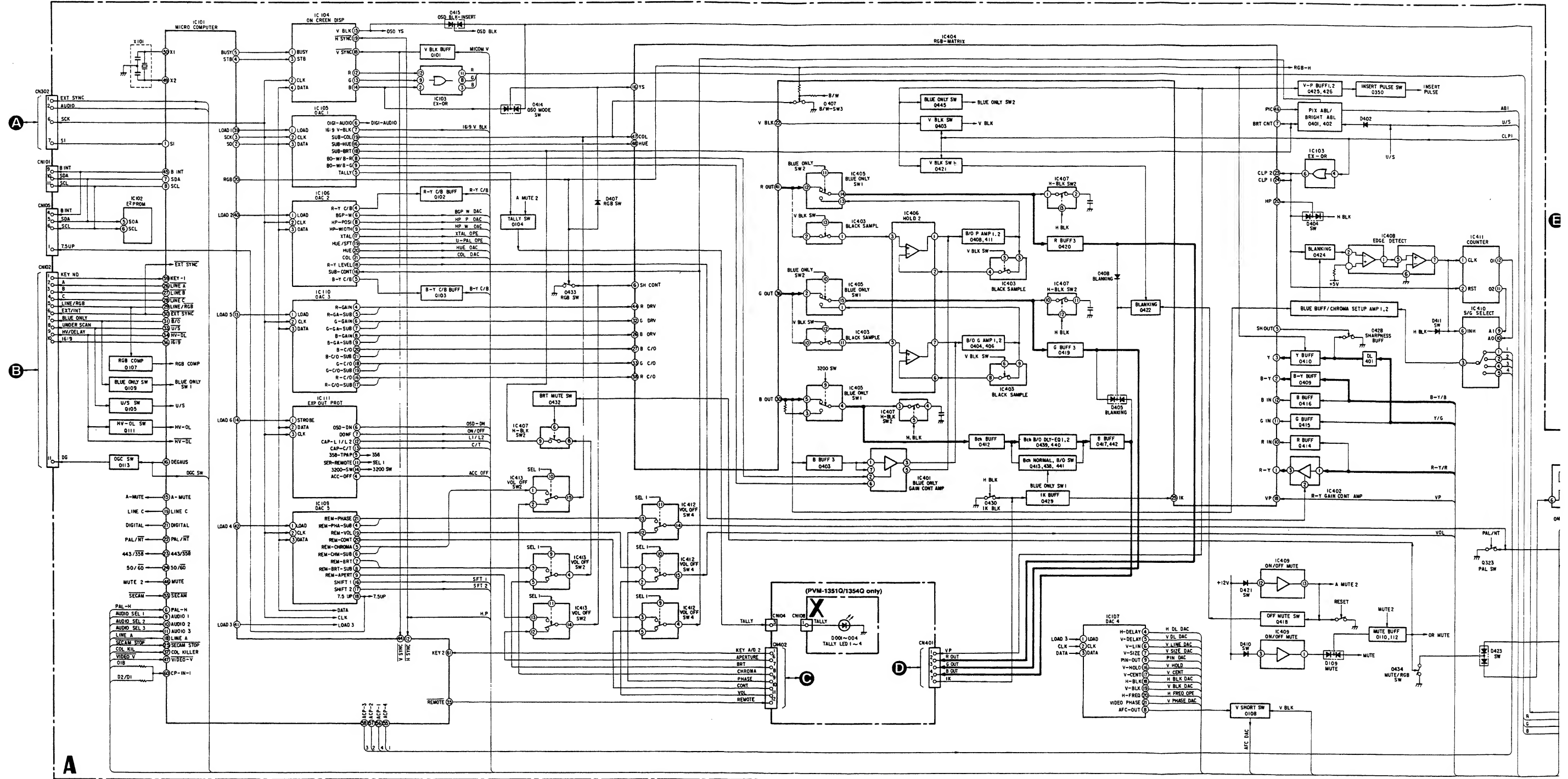
1. Checking the output lines

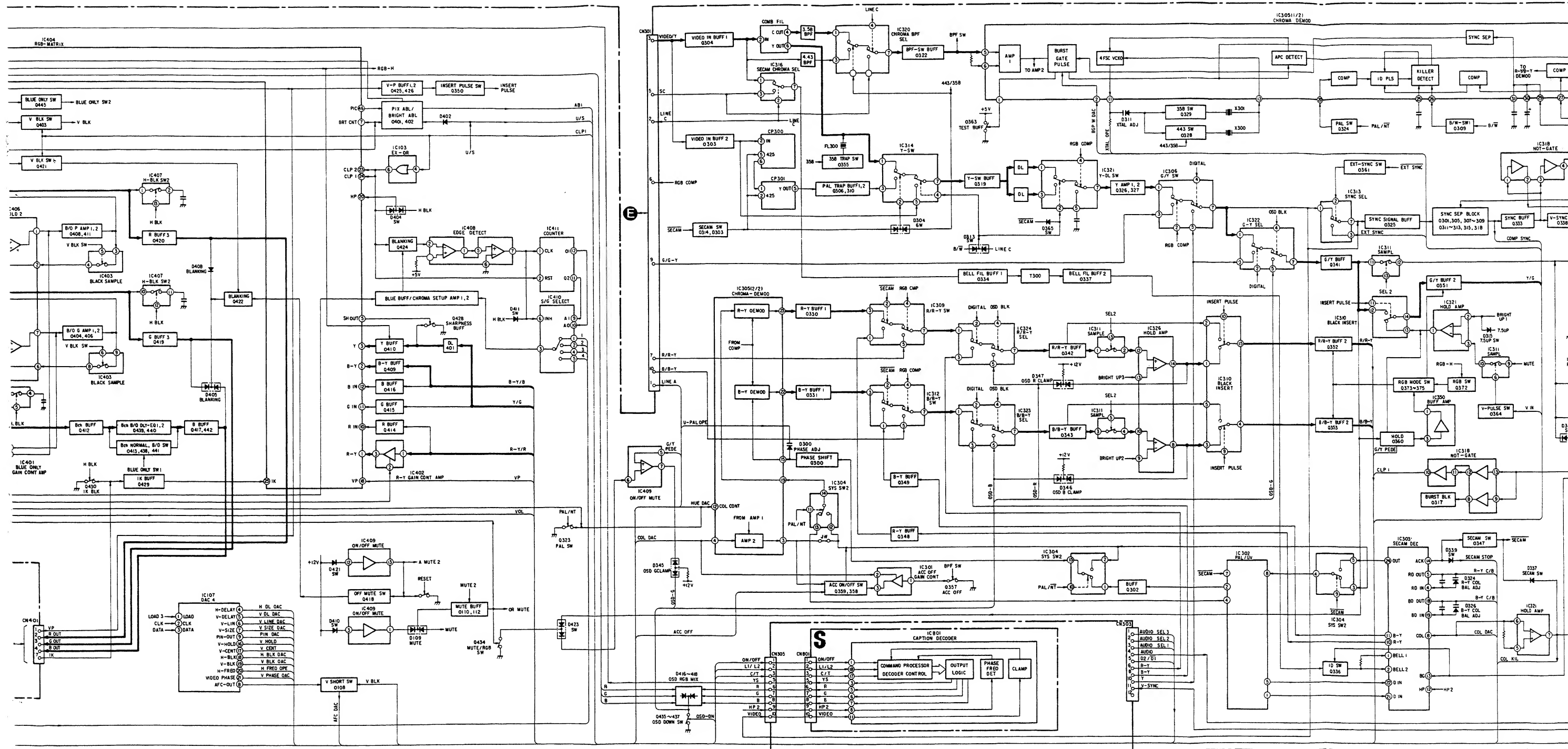
- 1) Input a color bar signal.
- 2) Adjust RV601 so that the +B voltage is 115 ± 0.1 V.
- 3) Check that the output lines meet the standards below.

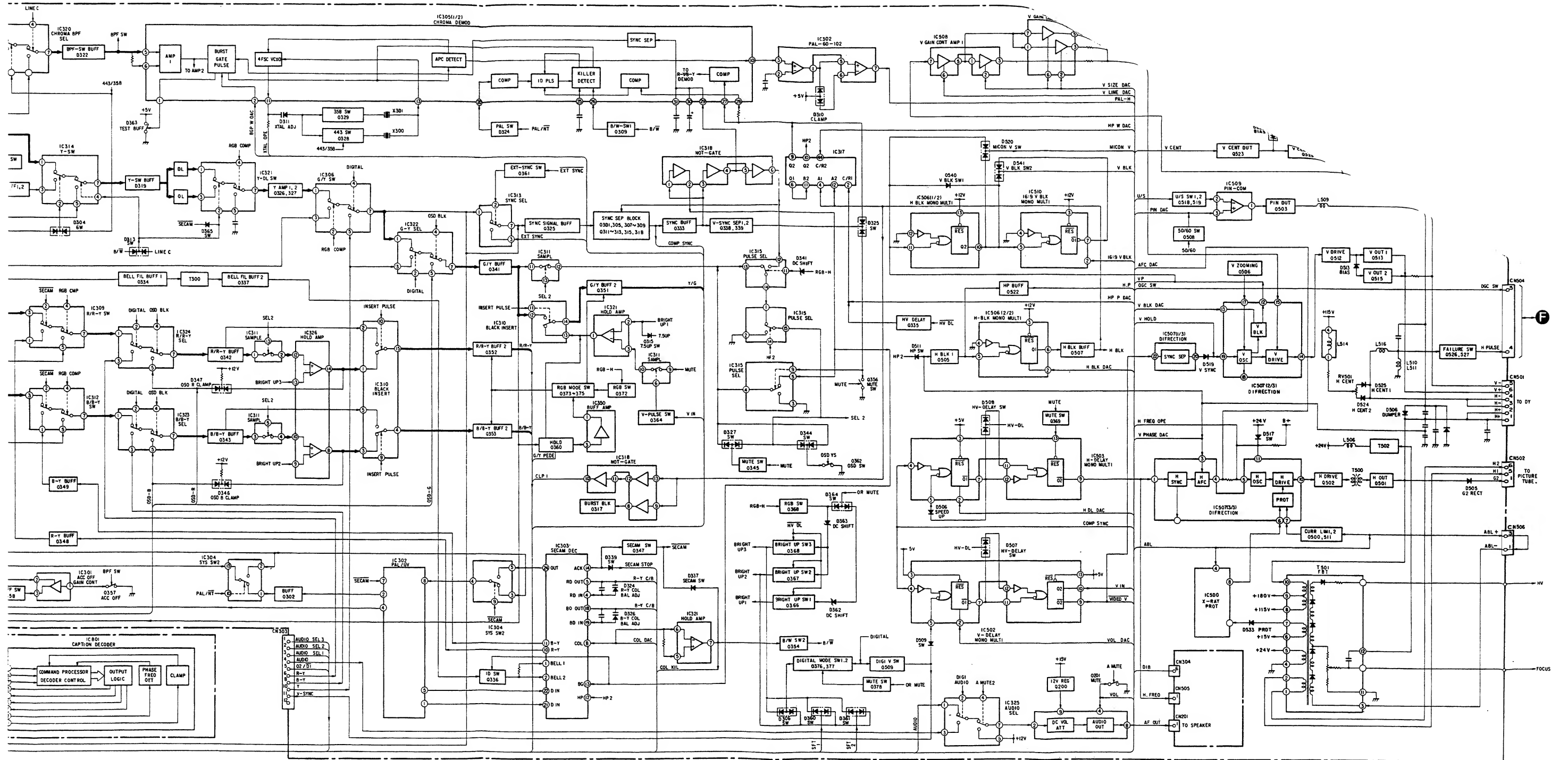
| | |
|-------|-------------------|
| 15V | $16.0 \pm 1.0V$ |
| 5V(A) | $5.0 \pm 0.3V$ |
| 5V(B) | $5.0 \pm 0.5V$ |
| 7V | $7.2 \pm 0.5V$ |
| - 15V | $- 16.3 \pm 1.0V$ |

SECTION 6
DIAGRAMS

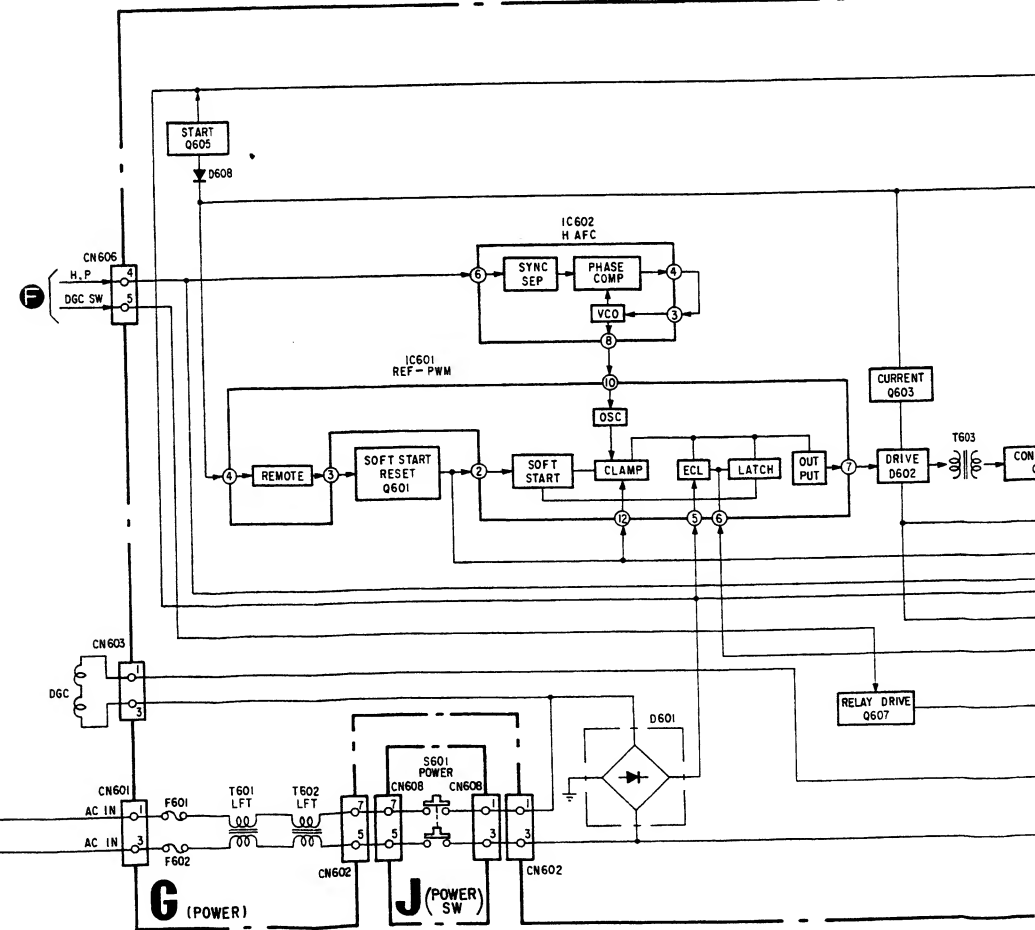
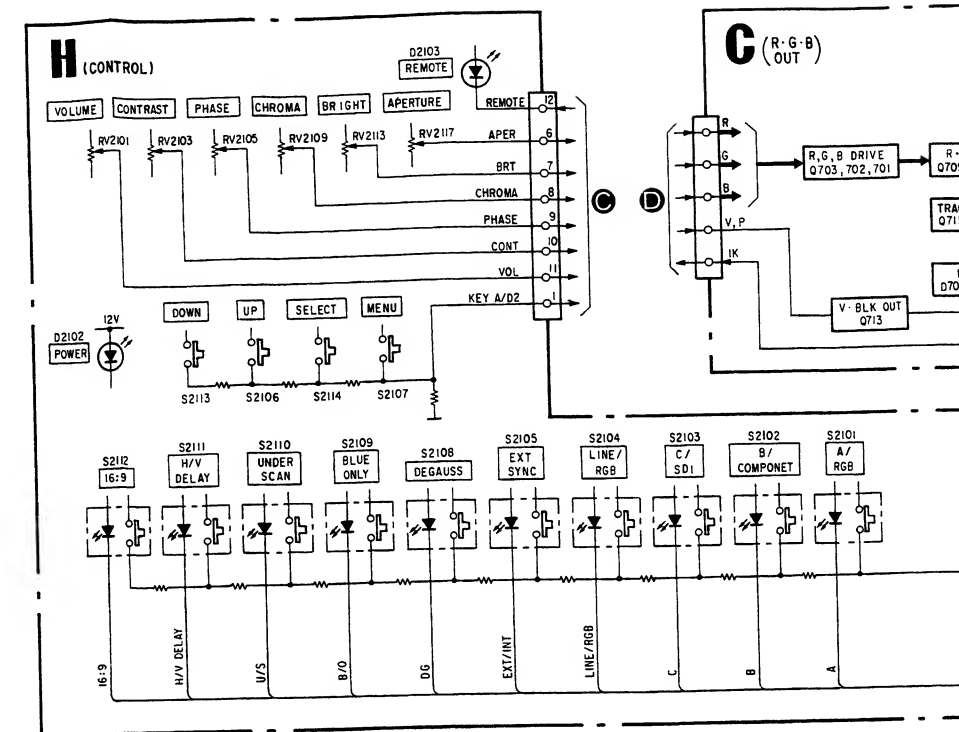
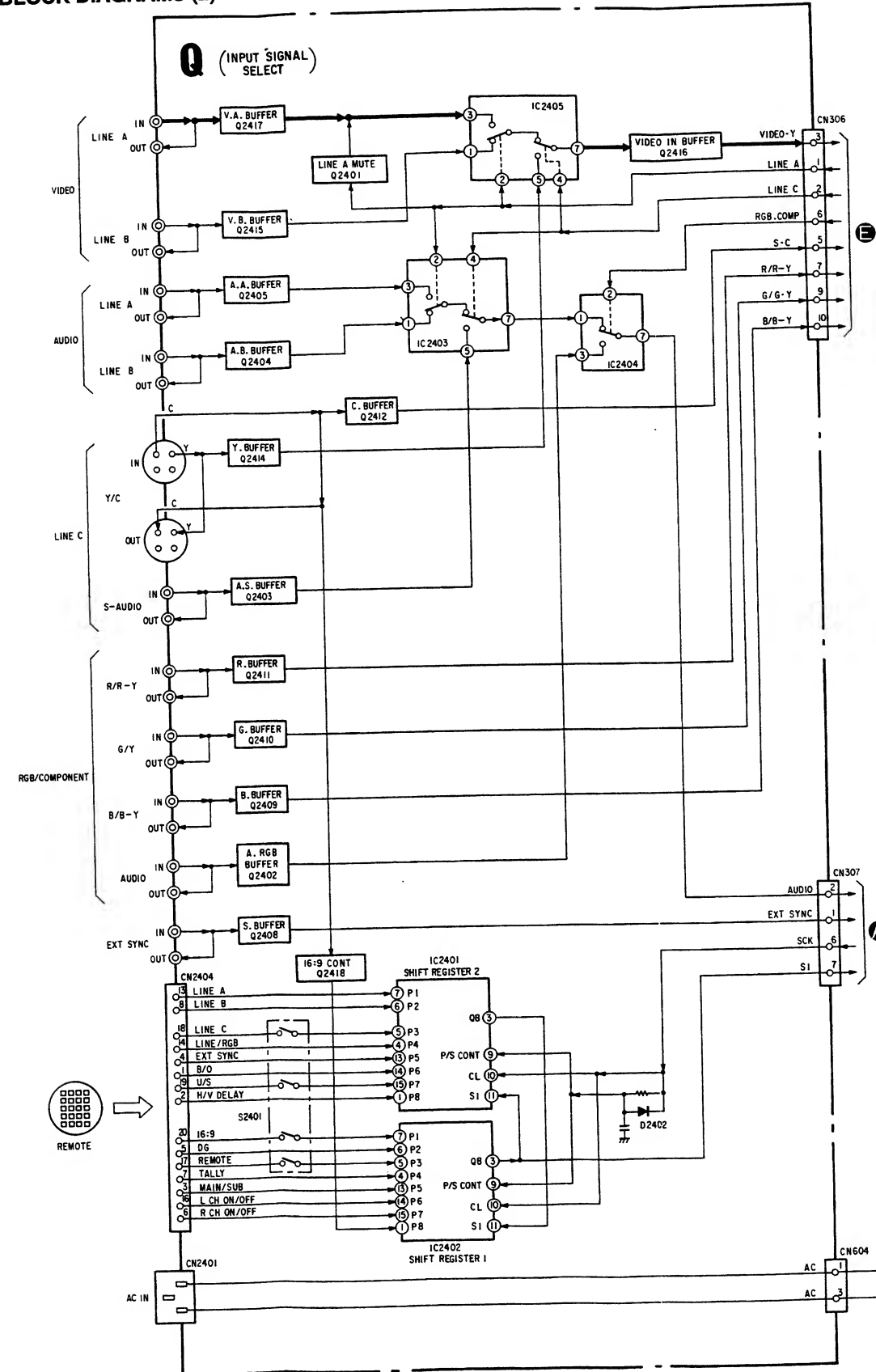
6-1. BLOCK DIAGRAMS (1)

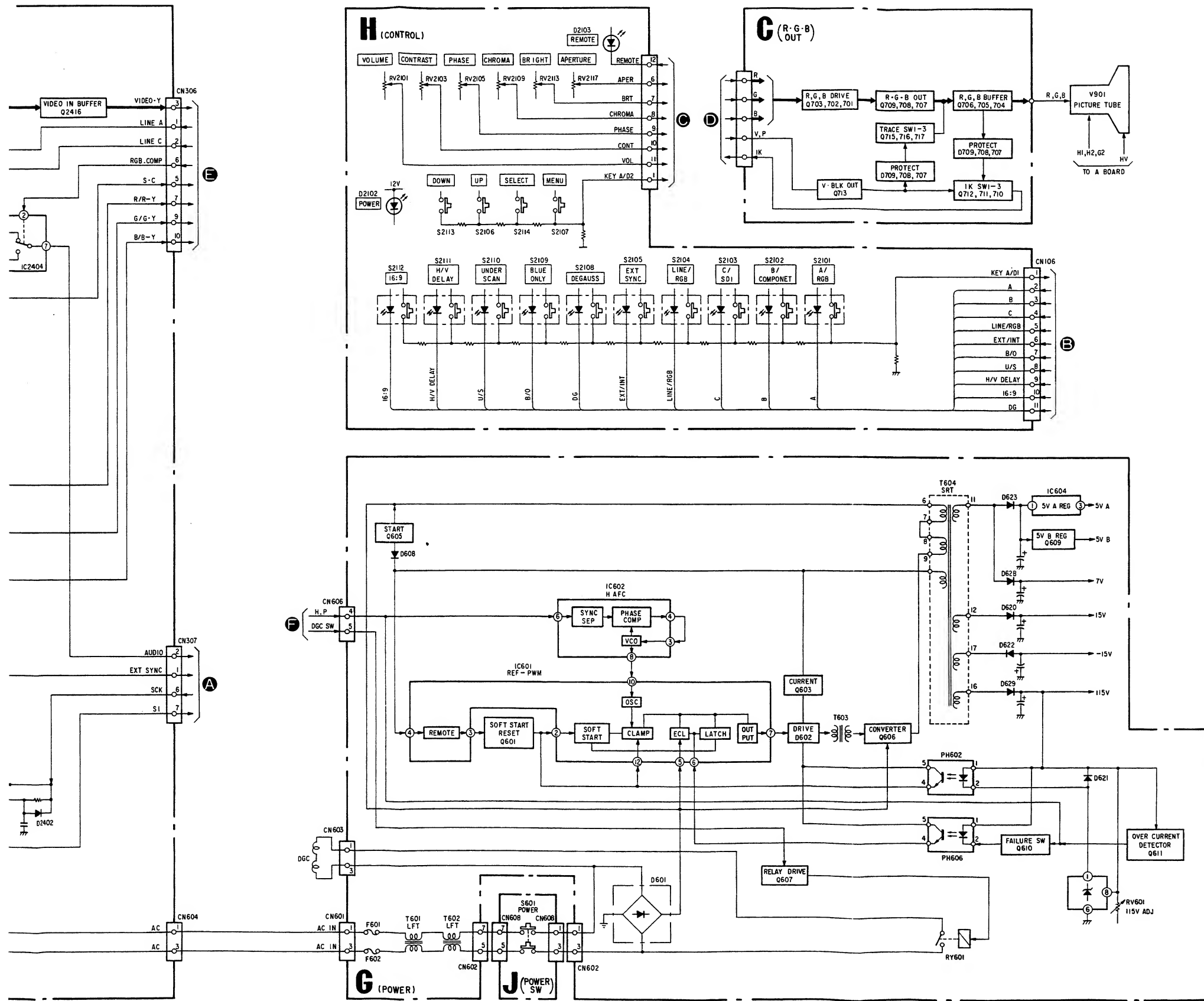


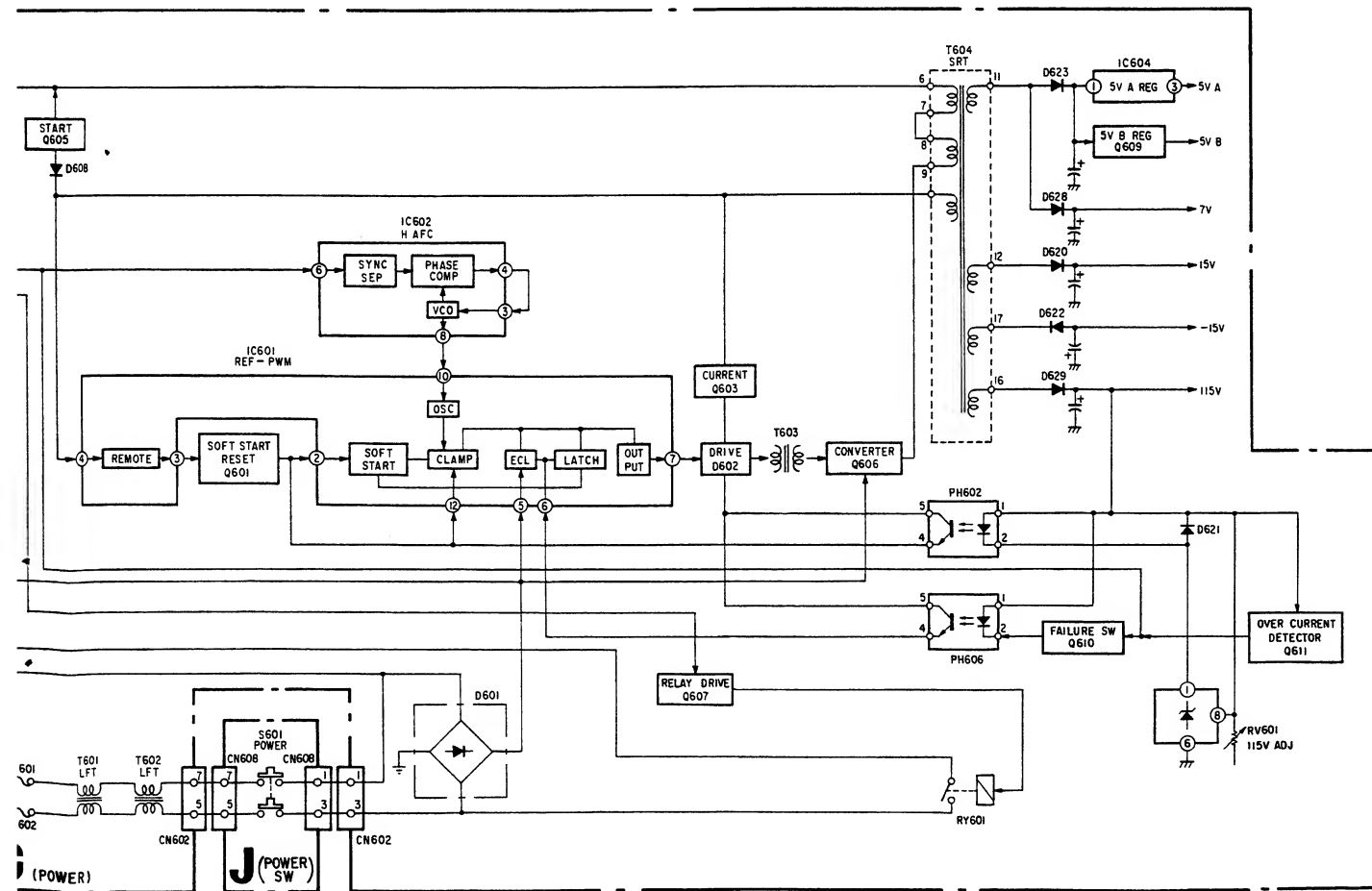
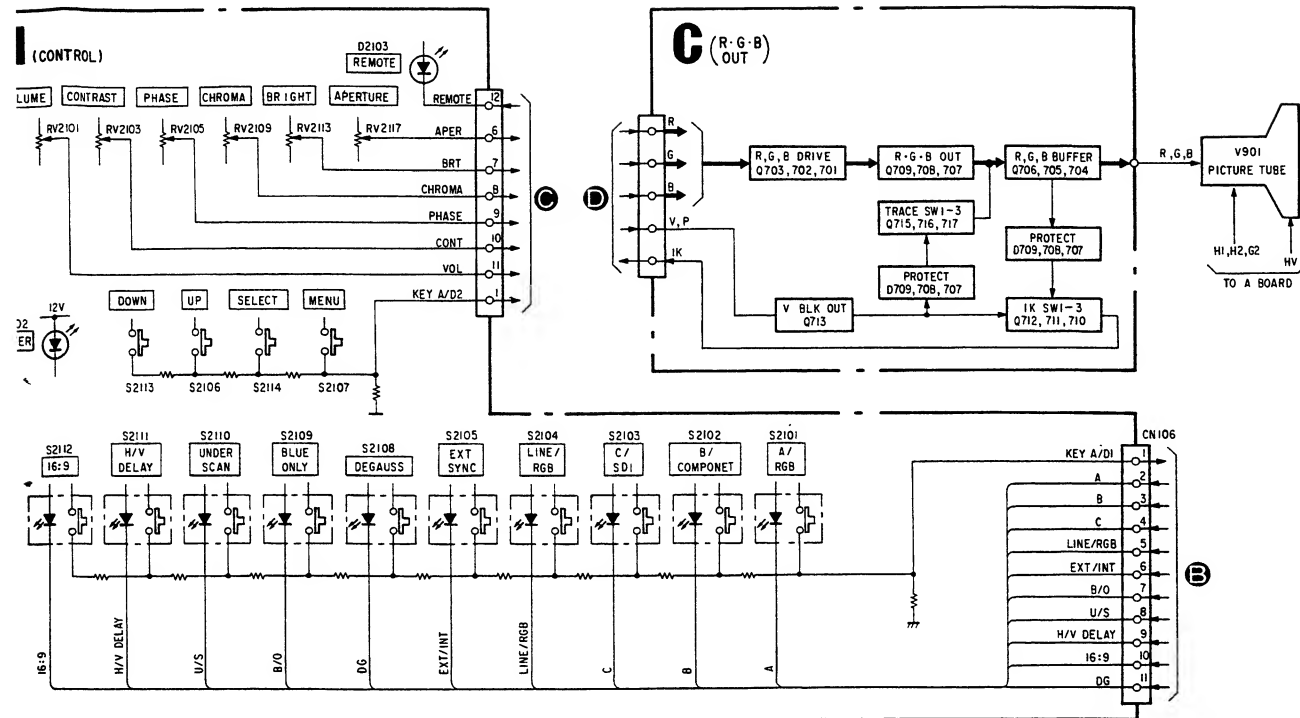


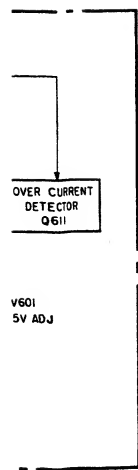


BLOCK DIAGRAMS (2)

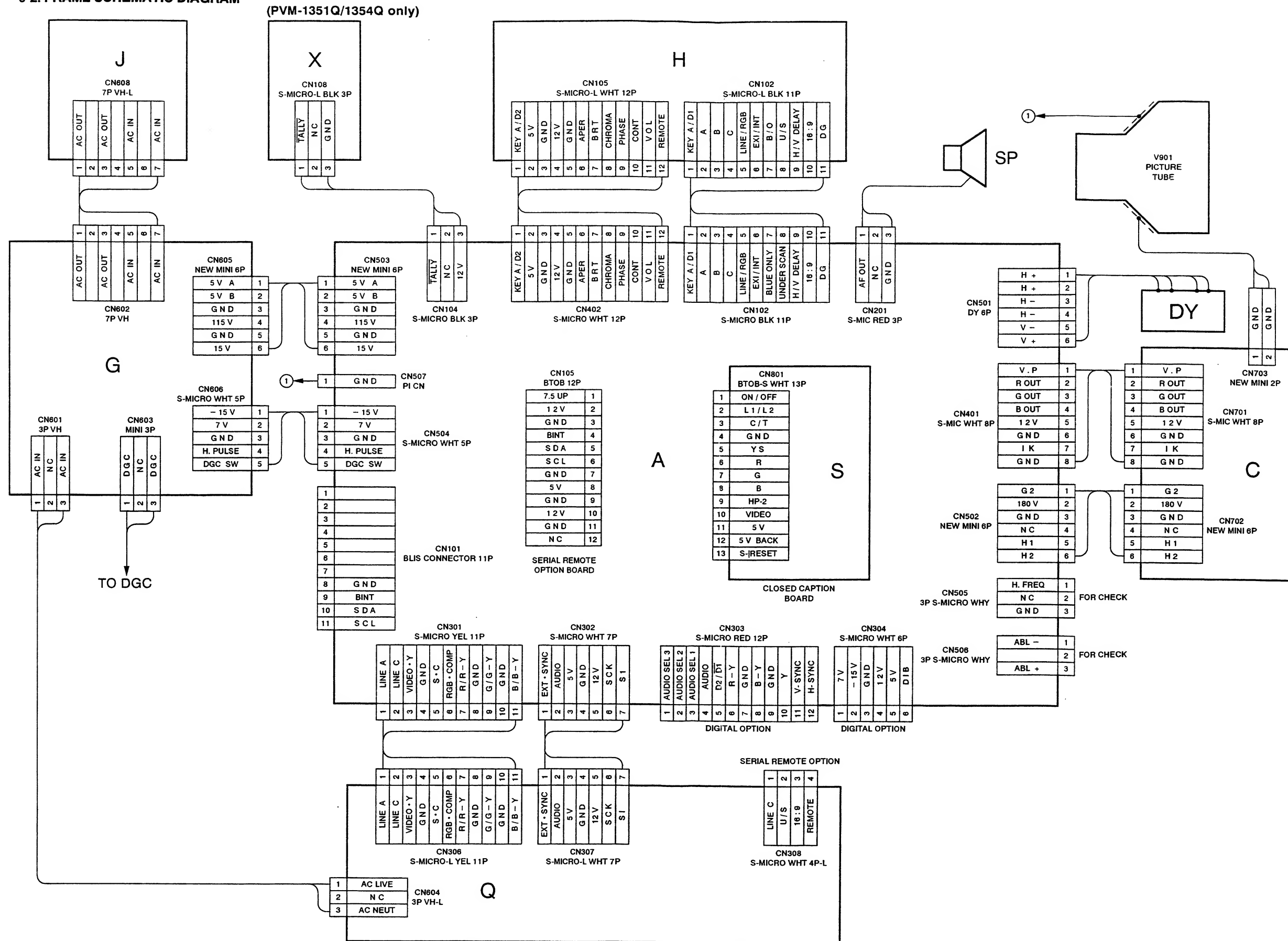


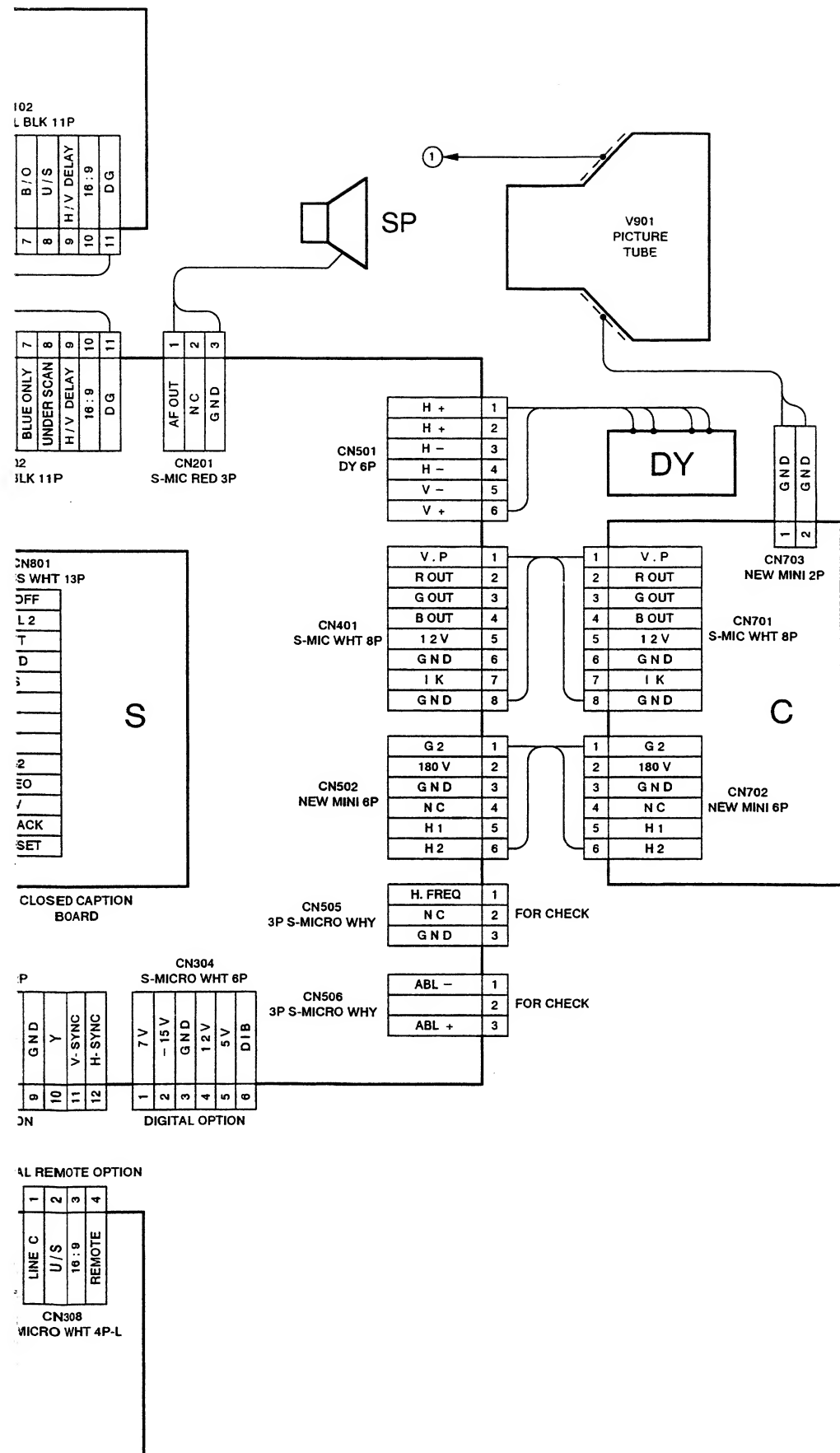




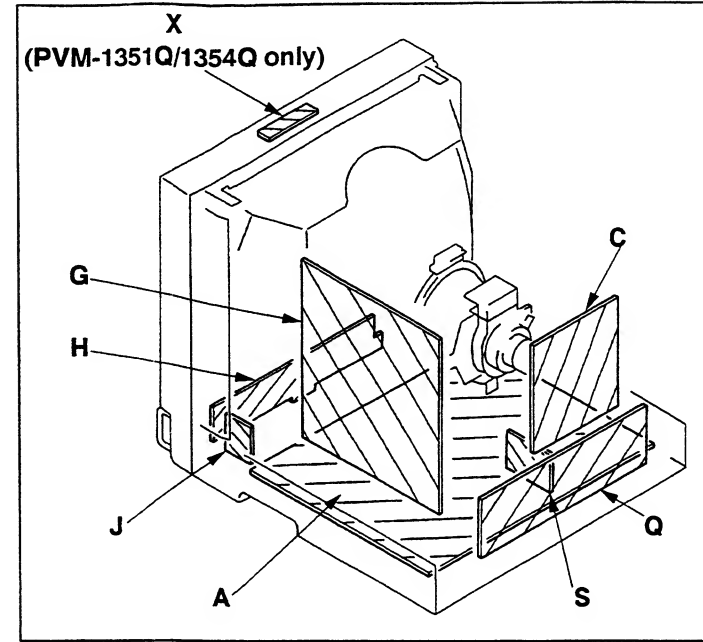


6-2. FRAME SCHEMATIC DIAGRAM





6-3. CIRCUIT BOARDS LOCATION



- All voltages are in V.
- Voltage are dc with respect to ground unless otherwise noted.
- Readings are taken with a color-bar signal input.
- Voltage variations may be noted due to normal production tolerances.
- — : B + bus.
- - - - : B - bus.
- - - - - - : signal path.
- No mark : with PAL colour-bar signal received or common voltage.
- For the respective voltage ratings in SECAM, NTSC 3.58, NTSC 4.43, S-VIDEO, and ANALOG RGB modes, see the table

Reference information

| | | |
|-----------|---------|--------------------------|
| RESISTOR | : RN | METAL FILM |
| | : RC | SOLID |
| | : FPRD | NONFLAMMABLE CARBON |
| | : FUSE | NONFLAMMABLE FUSIBLE |
| | : RW | NONFLAMMABLE WIREWOUND |
| | : RS | NONFLAMMABLE METAL OXIDE |
| | : RB | NONFLAMMABLE CEMENT |
| COIL | : LF-8L | MICRO INDUCTOR |
| CAPACITOR | : TA | TANTALUM |
| | : PS | STYROL |
| | : PP | POLYPROPYLENE |
| | : PT | MYLAR |
| | : MPS | METALIZED POLYESTER |
| | : MPP | METALIZED POLYPROPYLENE |
| | : ALB | BIPOLAR |
| | : ALT | HIGH TEMPERATURE |
| | : ALR | HIGH RIPPLE |

6-4. PRINTED WIRING BOARDS AND SCHEMATIC DIAGRAMS

Note:

- All capacitors are in μF unless otherwise noted. μF : $\mu\mu F$
- 50 WV or less are not indicated except for electrolytics.
- Indication of resistance, which does not have one for rating electrical power, is as follows.

Pitch: 5 mm
Rating electrical power $\frac{1}{4}$ W

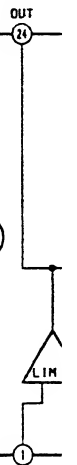
- All resistors are in ohms.
- : nonflammable resistor.
- : fusible resistor.
- Δ : internal component.
- : panel designation, and adjustment for repair.
- All variable and adjustable resistors have characteristic curve B, unless otherwise noted.
- The components identified by in this basic schematic diagram have been carefully factory-selected for each set in order to satisfy regulations regarding X-ray radiation. Should replacement be required, replace only with the value originally used.
- When replacing components identified by , make the necessary adjustments indicated. If results do not meet the specified value, change the component identified by and repeat the adjustment until the specified value is achieved. (Refer to R690 adjust on Page 29 and 30.)
- When replacing the part in below table, be sure to perform the related adjustment.

| Part replaced () | Adjustment () |
|---|--------------------------|
| C506, C512, C513, C523, C549, C592, D501, D533, IC500, IC507, Q500, Q511, R506, R508, R515, R516, R517, R518, R519, R551, R1535, R1536, R1537, R1560, T501 (A BOARD) C603, IC602 (G BOARD) | R1535, R1536 (HOLD-DOWN) |

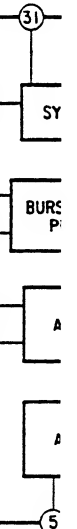
Note: The components identified by shading and mark are critical for safety. Replace only with part number specified.

Note: Les composants identifiés par une trame et par une marque sont d'une importance critique pour la sécurité. Ne les remplacer que par des pièces de numéro spécifié.

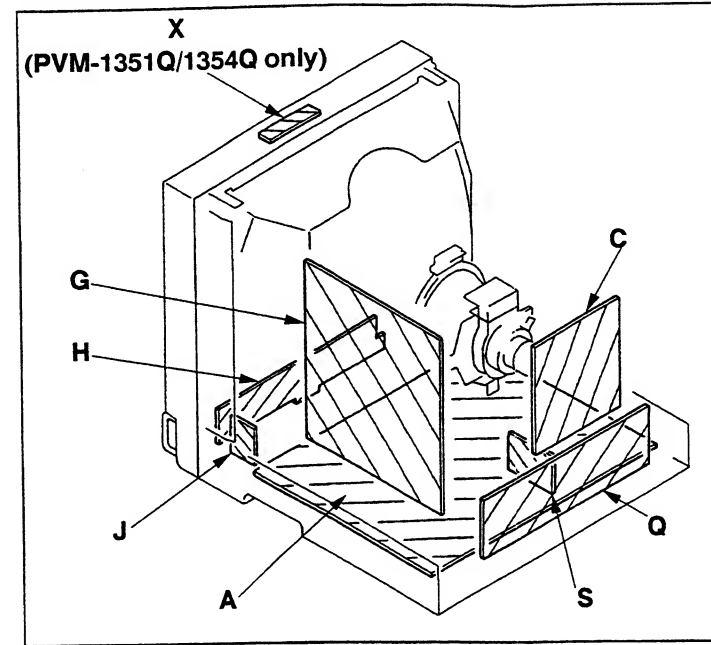
A BOA



A BOA1



6-3. CIRCUIT BOARDS LOCATION



6-4. PRINTED WIRING BOARDS AND SCHEMATIC DIAGRAMS

Note:

- All capacitors are in μF unless otherwise noted. μF : $\mu\mu\text{F}$ 50 WV or less are not indicated except for electrolytics.
- Indication of resistance, which does not have one for rating electrical power, is as follows.

Pitch: 5 mm
Rating electrical power $\frac{1}{4}$ W

- All resistors are in ohms.
- : nonflammable resistor.
- : fusible resistor.
- : internal component.
- : panel designation, and adjustment for repair.
- All variable and adjustable resistors have characteristic curve B, unless otherwise noted.
- The components identified by in this basic schematic diagram have been carefully factory-selected for each set in order to satisfy regulations regarding X-ray radiation. Should replacement be required, replace only with the value originally used.
- When replacing components identified by , make the necessary adjustments indicated. If results do not meet the specified value, change the component identified by and repeat the adjustment until the specified value is achieved. (Refer to R690 adjust on Page 29 and 30.)
- When replacing the part in below table, be sure to perform the related adjustment.

| Part replaced () | Adjustment () |
|---|-----------------------------|
| C506, C512, C513, C523, C549, C592, D501, D533, IC500, IC507, Q500, Q511, R506, R508, R515, R516, R517, R518, R519, R551, R1535, R1536, R1537, R1560, T501 (A BOARD) C603, IC602 (G BOARD) | R1535, R1536 (HOLD-DOWN) |

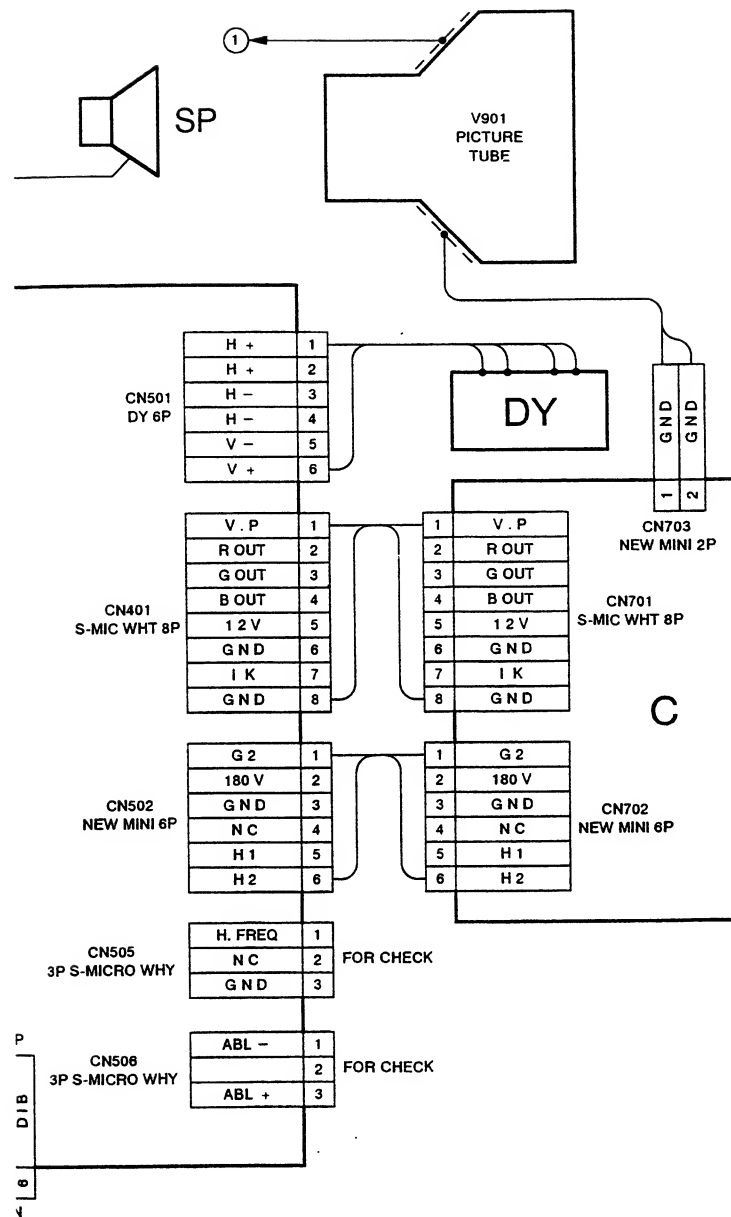
- All voltages are in V.
- Voltage are dc with respect to ground unless otherwise noted.
- Readings are taken with a color-bar signal input.
- Voltage variations may be noted due to normal production tolerances.
- : B + bus.
- : B - bus.
- : signal path.
- No mark : with PAL colour-bar signal received or common voltage.
- For the respective voltage ratings in SECAM, NTSC 3.58, NTSC 4.43, S-VIDEO, and ANALOG RGB modes, see the table

Reference information

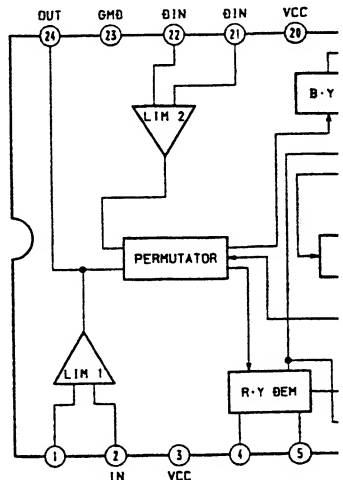
- RESISTOR : RN METAL FILM
: RC SOLID
: FPRD NONFLAMMABLE CARBON
: FUSE NONFLAMMABLE FUSIBLE
: RW NONFLAMMABLE WIREWOUND
: RS NONFLAMMABLE METAL OXIDE
: RB NONFLAMMABLE CEMENT
- COIL : LF-8L MICRO INDUCTOR
- CAPACITOR : TA TANTALUM
: PS STYROL
: PP POLYPROPYLENE
: PT MYLAR
: MPS METALIZED POLYESTER
: MPP METALIZED POLYPROPYLENE
: ALB BIPOLAR
: ALT HIGH TEMPERATURE
: ALR HIGH RIPPLE

Note: The components identified by shading and mark are critical for safety. Replace only with part number specified.

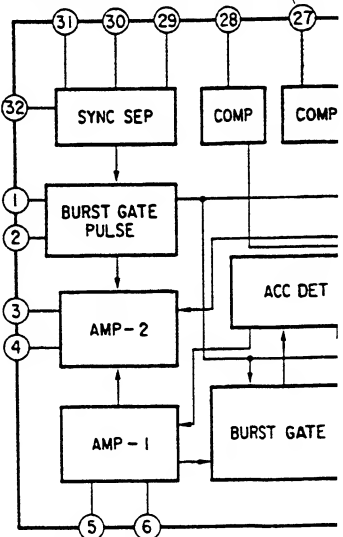
Note: Les composants identifiés par une trame et par une marque sont d'une importance critique pour la sécurité. Ne les remplacer que par des pièces de numéro spécifié.

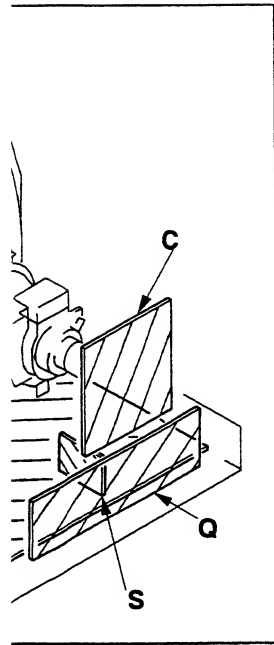


A BOARD IC303 CXA1214F



A BOARD IC305 M51279FF



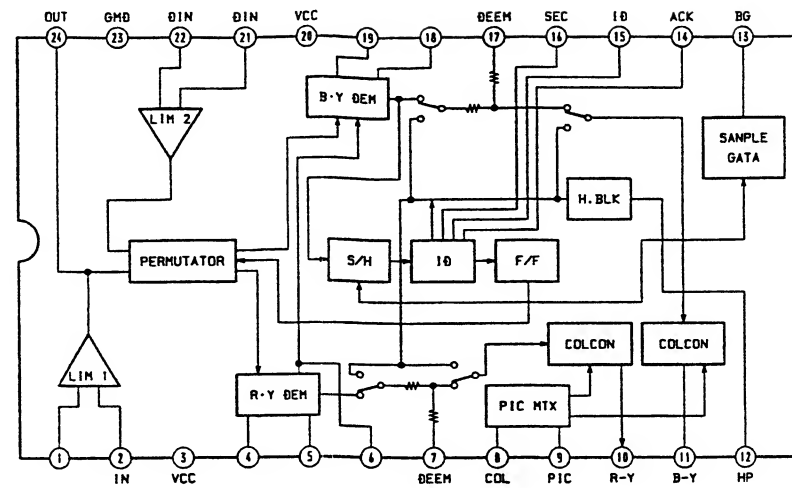


- All voltages are in V.
- Voltage are dc with respect to ground unless otherwise noted.
- Readings are taken with a color-bar signal input.
- Voltage variations may be noted due to normal production tolerances.
- : B + bus.
- : B - bus.
- : signal path.
- No mark : with PAL colour-bar signal received or common voltage.
- For the respective voltage ratings in SECAM, NTSC 3.58, NTSC 4.43, S-VIDEO, and ANALOG RGB modes, see the table

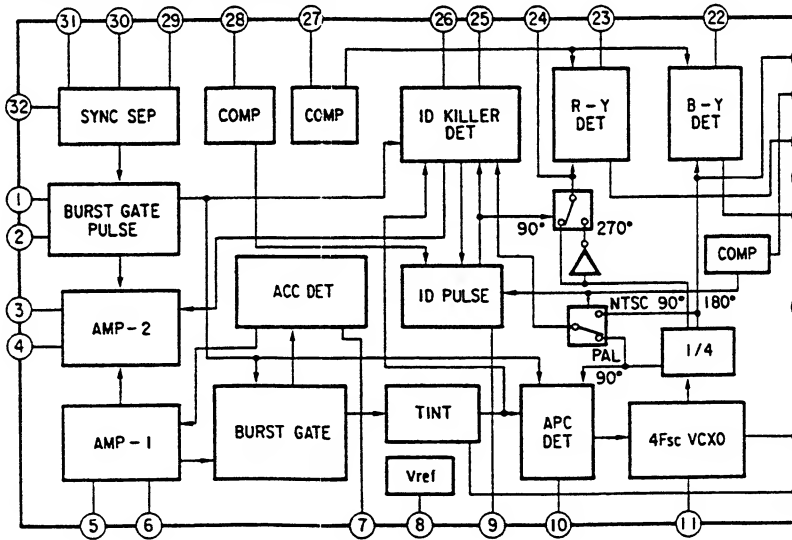
Reference information

| | | |
|-----------|---------|--------------------------|
| RESISTOR | : RN | METAL FILM |
| | : RC | SOLID |
| | : FPRD | NONFLAMMABLE CARBON |
| | : FUSE | NONFLAMMABLE FUSIBLE |
| | : RW | NONFLAMMABLE WIREWOUND |
| | : RS | NONFLAMMABLE METAL OXIDE |
| | : RB | NONFLAMMABLE CEMENT |
| COIL | : LF-8L | MICRO INDUCTOR |
| CAPACITOR | : TA | TANTALUM |
| | : PS | STYROL |
| | : PP | POLYPROPYLENE |
| | : PT | MYLAR |
| | : MPS | METALIZED POLYESTER |
| | : MPP | METALIZED POLYPROPYLENE |
| | : ALB | BIPOLAR |
| | : ALT | HIGH TEMPERATURE |
| | : ALR | HIGH RIPPLE |

A BOARD IC303 CXA1214P



A BOARD IC305 M51279FP



SCHEMATIC DIAGRAMS

ed. pF: $\mu\mu\text{F}$
lytics.
one for rating

repair.
characteristic curve

sic schematic
or each set in
ion.
with the value

z, make the
not meet the
ed by and
is achieved.

to perform the

ment ()

5, R1536
D-DOWN)

Note: The components identified by shading and mark are critical for safety. Replace only with part number specified.

Note: Les composants identifiés par une trame et par une marque sont d'une importance critique pour la sécurité. Ne les remplacer que par des pièces de numéro spécifié.

A [MICON, RGB-MATRIX, DAC, ON SCREEN DISPLAY, ON/OFF MUTE, VOL OFF SW, BLACK-SAMPLING, RGB SW] [CHROMA DEMOD, SECAM CHROMA SELECT, SYSTEM SW, SYNC SELECT, B/B-Y SW, R/R-Y SW, G/Y SW, AUDIO SELECT, SECAM DECORDER, HOLD AMP] [H/V OUT, DEFLECTION SYSTEM, AUDIO OUT]

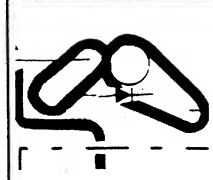

Note :

- : Pattern from the side wh
- : Pattern of the rear side.

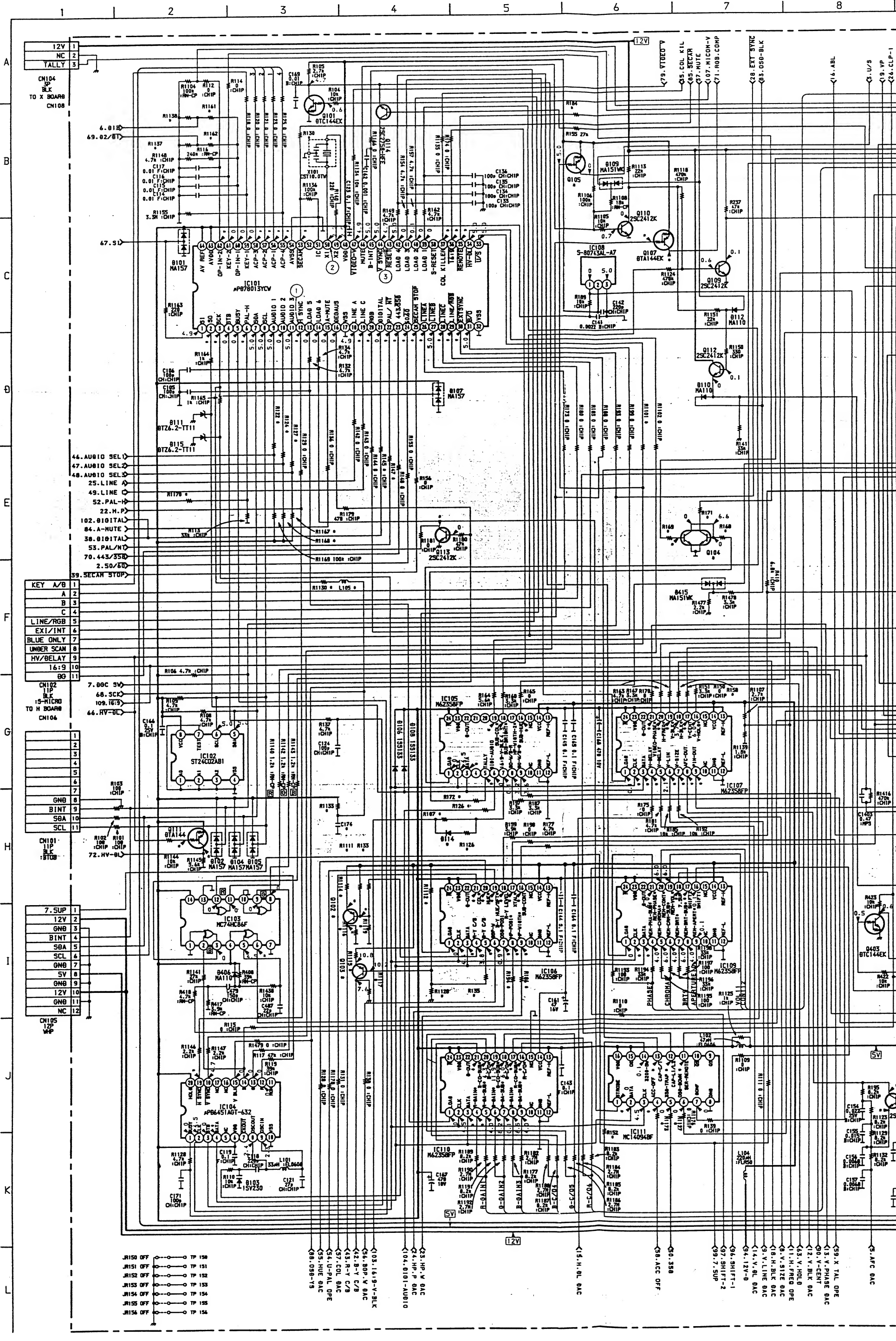
- A BOARD - (Component Side)

COMPONENT SIDE

| IC | | IC503 | G-6 | Q410 | D-4 | D332 | E-3 |
|-------|-----|------------|-----|-------|------|------|------|
| IC101 | B-2 | IC504 | C-7 | Q411 | B-5 | D335 | F-1 |
| IC102 | B-1 | IC505 | E-6 | Q412 | C-5 | D336 | F-1 |
| IC103 | C-1 | IC506 | E-6 | Q413 | C-5 | D338 | E-3 |
| IC104 | B-1 | IC507 | D-7 | Q414 | D-5 | D339 | E-2 |
| IC105 | B-3 | IC508 | C-7 | Q415 | D-5 | D341 | C-3 |
| IC106 | C-3 | IC509 | C-7 | Q416 | D-5 | D348 | E-5 |
| IC107 | C-2 | IC510 | E-2 | Q425 | D-5 | D349 | E-5 |
| IC109 | C-3 | TRANSISTOR | | Q426 | D-5 | D350 | E-4 |
| IC110 | C-3 | Q102 | C-2 | Q429 | C-5 | D351 | B-3 |
| IC111 | B-2 | Q103 | C-2 | Q430 | D-5 | D352 | E-4 |
| IC200 | A-5 | Q104 | B-2 | Q432 | C-5 | D360 | C-3 |
| IC301 | G-2 | Q105 | A-3 | Q433 | C-4 | D361 | C-3 |
| IC302 | G-2 | Q107 | A-3 | Q435 | D-4 | D362 | E-2 |
| IC303 | E-1 | Q108 | C-2 | Q436 | D-4 | D365 | G-4 |
| IC304 | G-1 | Q109 | B-3 | Q437 | D-4 | D380 | D-2 |
| IC305 | G-2 | Q110 | A-1 | Q438 | C-5 | D381 | D-2 |
| IC306 | F-3 | Q112 | D-5 | Q440 | C-4 | D406 | C-1 |
| IC309 | F-3 | Q200 | A-6 | Q441 | C-4 | D413 | E-5 |
| IC310 | D-3 | Q300 | G-2 | Q442 | C-4 | D414 | D-4 |
| IC311 | E-3 | Q308 | G-3 | Q445 | C-5 | D415 | E-5 |
| IC312 | E-3 | Q311 | G-3 | Q501 | D-9 | D416 | D-4 |
| IC313 | F-2 | Q314 | F-4 | Q502 | D-8 | D417 | D-4 |
| IC314 | G-4 | Q316 | F-5 | Q503 | B-7 | D418 | D-3 |
| IC315 | D-2 | Q324 | G-1 | Q512 | A-10 | D423 | C-6 |
| IC316 | G-5 | Q335 | D-1 | Q513 | A-9 | D424 | B-5 |
| IC317 | D-1 | Q341 | E-3 | Q515 | B-8 | D502 | E-9 |
| IC318 | D-2 | Q342 | E-3 | Q518 | B-7 | D504 | D-8 |
| IC320 | F-5 | Q343 | E-4 | Q520 | B-7 | D505 | E-10 |
| IC321 | F-5 | Q346 | F-1 | Q523 | B-6 | D506 | D-9 |
| IC322 | E-5 | Q347 | E-2 | Q524 | A-6 | D510 | F-6 |
| IC323 | E-5 | Q348 | E-2 | Q525 | A-6 | D512 | D-9 |
| IC324 | E-4 | Q353 | D-3 | Q527 | B-8 | D514 | E-7 |
| IC325 | E-4 | Q354 | E-3 | DIODE | | D515 | F-10 |
| IC326 | E-2 | Q355 | F-5 | D104 | B-1 | D520 | E-6 |
| IC350 | D-2 | Q356 | D-2 | D105 | B-1 | D522 | D-6 |
| IC401 | B-4 | Q357 | G-2 | D109 | A-1 | D524 | C-8 |
| IC402 | D-4 | Q358 | G-1 | D110 | E-5 | D525 | C-9 |
| IC403 | B-5 | Q359 | G-1 | D112 | A-1 | D527 | B-8 |
| IC404 | D-4 | Q360 | D-2 | D113 | B-4 | D528 | A-10 |
| IC405 | C-5 | Q362 | D-3 | D114 | F-2 | D529 | A-8 |
| IC406 | B-5 | Q365 | E-3 | D300 | G-2 | D530 | A-10 |
| IC407 | C-5 | Q366 | E-3 | D301 | D-2 | D533 | G-10 |
| IC408 | C-6 | Q372 | C-3 | D305 | G-3 | D535 | B-6 |
| IC409 | C-6 | Q373 | D-3 | D313 | G-5 | D537 | A-7 |
| IC410 | B-4 | Q374 | C-3 | D314 | C-1 | D538 | D-6 |
| IC411 | B-5 | Q404 | B-5 | D318 | E-4 | D539 | B-7 |
| IC412 | B-4 | Q406 | B-5 | D319 | E-5 | D540 | E-6 |
| IC413 | C-4 | Q408 | B-5 | D327 | D-3 | D541 | F-3 |
| IC502 | G-6 | | | | | | |



NOTE:
The circuit indicated as left contains high voltage of over 600 Vp-p. Care must be paid to prevent an electric shock in inspection or repairing.



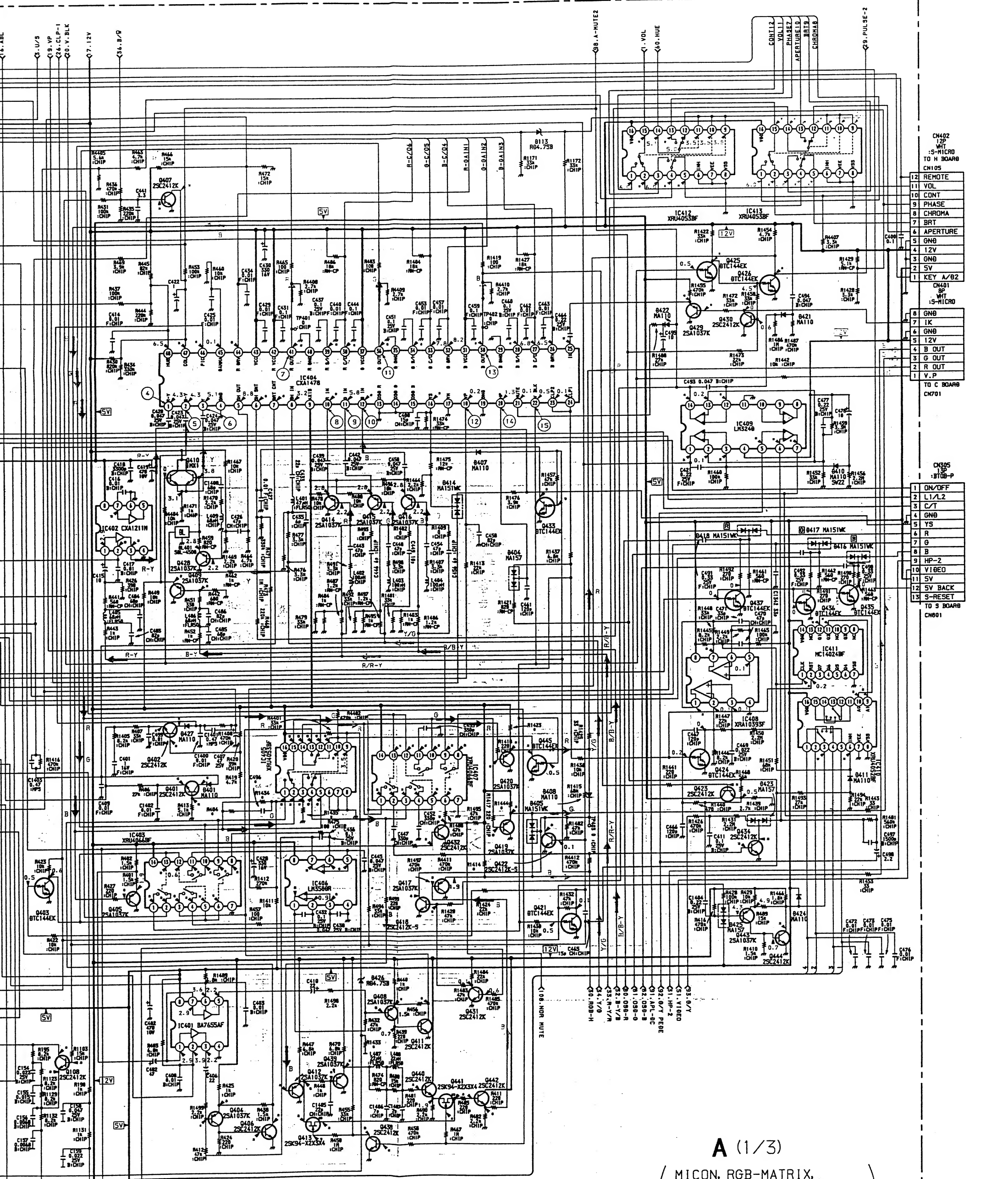
| | |
|------------|----|
| KEY A/B | 1 |
| A | 2 |
| B | 3 |
| C | 4 |
| LINE/RGB | 5 |
| EXI/INT | 6 |
| BLUE ONLY | 7 |
| UNBER SCAN | 8 |
| HV/BELAY | 9 |
| 16:9 | 10 |
| BO | 11 |

| | |
|------------|----|
| CN102 | 1 |
| 12P | 2 |
| BLK | 3 |
| 15-RICRD | 4 |
| TO H BOARD | 5 |
| CN104 | 6 |
| 7 | 7 |
| 8 | 8 |
| GND | 9 |
| BINT | 10 |
| SBA | 11 |
| SCL | 12 |

| | |
|--------|----|
| 7. SUP | 1 |
| 12V | 2 |
| GND | 3 |
| BINT | 4 |
| SBA | 5 |
| SCL | 6 |
| GND | 7 |
| 5V | 8 |
| GND | 9 |
| 12V | 10 |
| GND | 11 |
| NC | 12 |

- J150 OFF TP 150
- J151 OFF TP 151
- J152 OFF TP 152
- J153 OFF TP 153
- J154 OFF TP 154
- J155 OFF TP 155
- J156 OFF TP 156

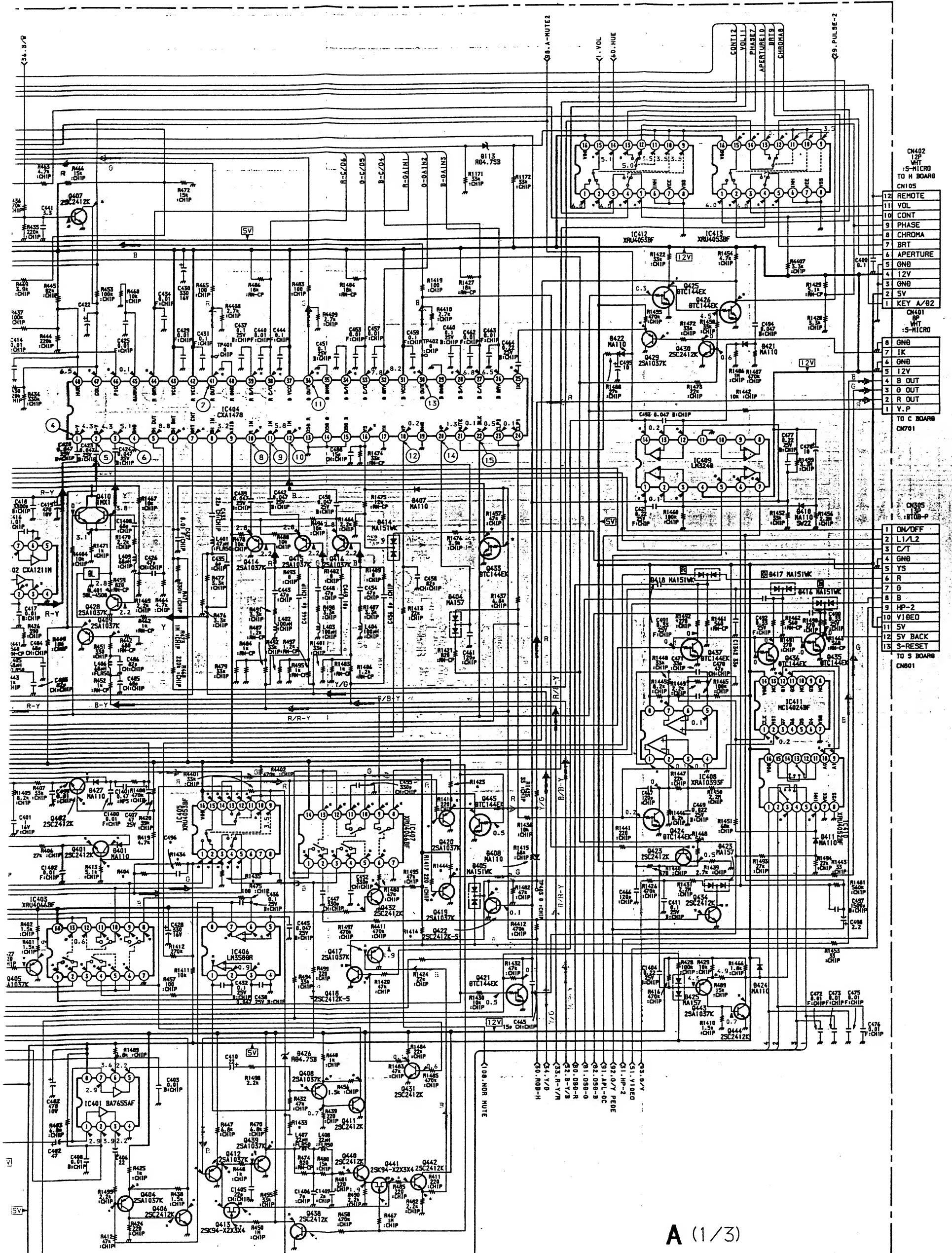
- 139. X TAIL OPE
- 13. V PHASE DAC
- 90. V-CENT
- 12. V. BLK DAC
- 43. V. HDI B
- 11. H. FREQ OPE
- 8. V. SIZE DAC
- 18. H. BLK DAC
- 9. V. LINE DAC
- 14. V. BL DAC
- 94. 12V-8
- 96. SHIF-T-1
- 97. SHIF-T-2
- 99. 7. SUP
- 90. 588
- 90. VCC OFF
- 15. H. BL DAC
- 23. HP. V DAC
- 44. HP. P DAC
- 104. 0101-AU810
- 103. 16:9-V-BLK
- 56. 80P. V DAC
- 42. B-1 C/B
- 43. R-V C/B
- 37. COL DAC
- 34. U-PAL OPE
- 35. HIE DAC
- 48. 058-15
- 45. ABL
- 19. VP
- 24. CLP-1
- 20. V. BLK
- 5. AFC DAC



- CN402 12P WTT
- TO H BOARD
- CN105
- 12 REMOTE
- 11 VOL
- 10 CONT
- 9 PHASE
- 8 CHROMA
- 7 BRT
- 6 APERTURE
- 5 GND
- 4 12V
- 3 GND
- 2 5V
- 1 KEY A/B2
- 8 GND
- 7 1K
- 6 GND
- 5 12V
- 4 B OUT
- 3 G OUT
- 2 R OUT
- 1 V.P
- TO C BOARD
- CN701
- CN305 13P
- ON/OFF-P
- 1 ON/OFF
- 2 L1/L2
- 3 C/T
- 4 GND
- 5 YS
- 6 R
- 7 G
- 8 B
- 9 HP-2
- 10 V180
- 11 5V
- 12 5V BACK
- 13 S-RESET
- TO S BOARD
- CN801

A (1/3)

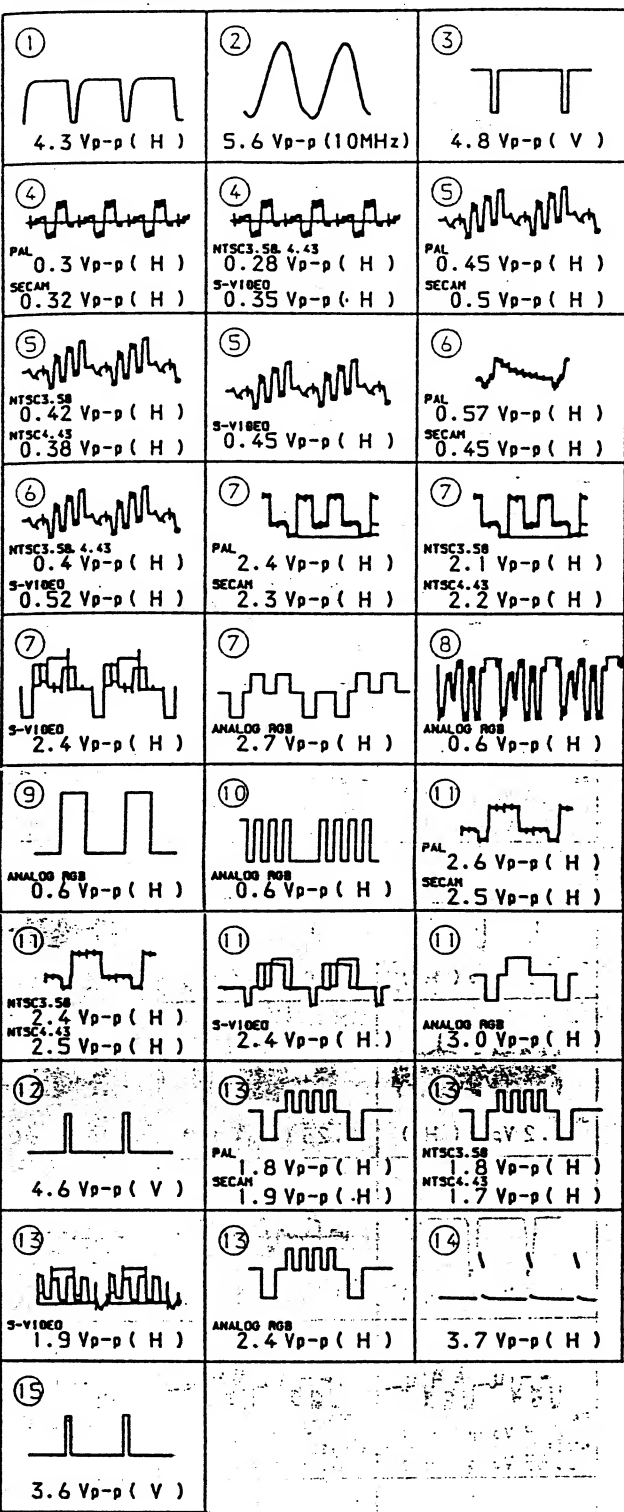
(MICON, RGB-MATRIX,
 DAC, ON SCREEN DISPLAY,
 ON/OFF-MUTE, VOL OFF SW,
 BLACK-SAMPLING, RGB SW)



A (1/3)

MICON, RGB-MATRIX,
 DAC, ON SCREEN DISPLAY,
 ON/OFF-MUTE, VOL OFF SW,
 BLACK-SAMPLING, RGB SW

• A BOARD WAVEFORMS



A BOARD

| Ref | LOCATION | PVM-1350 | PVM-1351Q/1354Q |
|-------|----------|----------|-----------------|
| C174 | H-3 | - | 47P |
| C406 | H-10 | - | 82P |
| CH104 | A-1 | - | 3P |
| CH105 | I-1 | - | 12P |
| D114 | H-4 | - | MA110 |
| D420 | J-11 | - | RD4.75B |
| L105 | F-3 | - | 100 uH |
| Q102 | I-3 | - | 2SA1037K |
| Q103 | I-3 | - | 2SA1037K |
| Q104 | E-7 | - | IMXT110 |
| Q105 | B-5 | - | DTA144EK |
| R107 | H-4 | - | 4.7K |
| R122 | D-3 | - | 0 |
| R124 | D-3 | - | 0 |
| R120 | G-5 | - | 0 |
| R127 | D-3 | - | 0 |
| R130 | B-3 | 150K | 120K |
| R133 | H-3 | - | 56K |
| R135 | I-5 | - | 33K |
| R145 | D-4 | - | 0 |
| R147 | E-4 | - | 0 |
| R152 | J-6 | - | 0 |
| R156 | E-4 | - | 0 |
| R158 | G-7 | - | 0 |
| R166 | E-7 | - | 33K |
| R160 | E-6 | - | 270K |
| R171 | E-7 | - | 180 |
| R172 | G-4 | - | 0 |
| R174 | B-4 | - | 0 |
| R184 | B-5 | - | 0 |
| R186 | I-5 | - | 0 |
| R194 | I-5 | - | 0 |
| R404 | H-10 | - | 150 |
| R1101 | D-6 | - | 0 |
| R1111 | H-3 | - | 4.7K |
| R1112 | H-4 | - | 4.7K |
| R1114 | H-3 | - | 1K |
| R1115 | I-3 | - | 1K |
| R1116 | I-3 | - | 12K |
| R1117 | I-3 | - | 6.8K |
| R1119 | I-3 | - | 62K |
| R1120 | I-4 | - | 47K |
| R1126 | H-4 | - | 470 |
| R1127 | J-6 | - | 0 |
| R1130 | F-3 | - | 1K |
| R1133 | H-3 | - | 6.8K |
| R1137 | A-2 | - | 10K |
| R1138 | A-2 | - | 22K |
| R1161 | A-2 | - | 1M |
| R1162 | A-2 | - | 470K |
| R1167 | E-3 | - | 100K |
| R1168 | E-3 | - | 100K |
| R1169 | E-3 | - | 100K |
| R1170 | E-2 | - | 47K |
| R1173 | J-6 | - | 0 |
| R1414 | H-12 | 2.2K | 3.3K |
| R1423 | G-12 | 2.2K | 3.3K |
| R1433 | J-11 | - | 33K |
| R1434 | H-10 | - | 560 |
| R1435 | H-10 | - | 1.8K |
| R1444 | H-12 | 2.2K | 3.3K |

NOT MOUNT

A BOARD * MARK

| | PAL | SECAM | NTSC 3.58 | NTSC 4.43 | S-VIDEO | ANALOG RGB |
|---------|------|-------|-----------|-----------|---------|------------|
| IC101 ① | 2.3 | 2.4 | 2.2 | 2.2 | 2.0 | 2.3 |
| ② | 4.5 | 4.6 | 4.5 | 4.4 | 4.4 | 4.5 |
| ③ | 4.1 | 3.4 | 0 | 0.1 | 0 | 0 |
| ④ | 3.4 | 3.5 | 3.5 | 3.5 | 3.1 | 3.5 |
| ⑤ | 0 | 0 | 0 | 0 | 4.8 | 0 |
| ⑥ | 0 | 0 | 0 | 0 | 0 | 4.9 |
| ⑦ | 4.9 | 5.0 | 0 | 0 | 0 | 0 |
| ⑧ | 5.0 | 5.0 | 0 | 5.0 | 0 | 0 |
| ⑨ | 5.0 | 5.0 | 0 | 0 | 0 | 0 |
| ⑩ | 0.1 | 0 | 0.1 | 0.1 | 4.9 | 0.1 |
| ⑪ | 5.0 | 5.0 | 5.0 | 5.0 | 0 | 5.0 |
| ⑫ | 5.0 | 5.0 | 5.0 | 5.0 | 4.9 | 0.1 |
| ⑬ | 5.0 | 5.0 | 5.0 | 5.0 | 5.0 | 0.1 |
| ⑭ | 4.2 | 4.1 | 4.6 | 5.0 | 3.9 | 3.9 |
| ⑮ | 4.0 | 4.0 | 4.6 | 5.0 | 3.6 | 3.7 |
| ⑯ | 0.3 | 4.4 | 0.1 | 0.7 | 0.1 | 0.1 |
| ⑰ | 4.2 | 0.1 | 4.3 | 4.2 | 4.2 | 4.2 |
| ⑱ | 4.0 | 3.4 | 3.6 | 3.7 | 3.9 | 4.0 |
| ⑲ | 0.5 | 0.9 | 1.0 | 0.8 | 3.1 | 1.9 |
| ⑳ | 3.0 | 2.5 | 2.6 | 3.3 | 3.8 | 2.2 |
| ㉑ | 3.6 | 3.0 | 2.9 | 3.2 | 3.9 | 4.0 |
| ㉒ | 4.0 | 4.0 | 4.0 | 4.0 | 2.9 | 4.0 |
| IC103 ① | 0.2 | 0 | 0.2 | 0.2 | 0 | 0 |
| IC104 ① | 2.3 | 2.3 | 2.2 | 2.2 | 2.0 | 2.3 |
| ② | 3.5 | 3.5 | 3.5 | 3.5 | 3.1 | 3.5 |
| IC105 ① | 2.3 | 2.3 | 2.2 | 2.2 | 0 | 2.3 |
| ② | 0 | 0.1 | 0.1 | 0 | 11.8 | 0 |
| ③ | 2.5 | 2.7 | 2.7 | 2.6 | 2.8 | 2.6 |
| ④ | 5.4 | 5.4 | 5.4 | 5.4 | 6.6 | 8.1 |
| IC106 ① | 2.3 | 2.3 | 2.2 | 2.2 | 2.1 | 2.3 |
| ② | 5.4 | 5.4 | 5.4 | 5.4 | 4.1 | 5.4 |
| ③ | 2.4 | 2.4 | 2.4 | 2.4 | 0.6 | 2.4 |
| ④ | 7.8 | 7.8 | 7.8 | 7.7 | 5.5 | 7.8 |
| ⑤ | 5.1 | 5.1 | 5.1 | 5.1 | 4.0 | 5.1 |
| ⑥ | 0.1 | 10.5 | 10.5 | 10.5 | 10.9 | 10.5 |
| ⑦ | 3.1 | 3.1 | 2.6 | 3.1 | 2.7 | 2.5 |
| ⑧ | 2.4 | 4.6 | 2.1 | 2.2 | 2.1 | 3.2 |
| ⑨ | 6.3 | 6.3 | 11.9 | 9.0 | 10.7 | 3.7 |
| ⑩ | 3.6 | 3.5 | 4.8 | 3.6 | 4.3 | 9.5 |
| ⑪ | 0.8 | 1.8 | 0.4 | 0.3 | 2.4 | 3.1 |
| ⑫ | 2.4 | 4.6 | 2.1 | 2.2 | 2.1 | 3.2 |
| ⑬ | 6.3 | 6.3 | 11.9 | 9.0 | 10.7 | 3.7 |
| ⑭ | 3.6 | 3.5 | 4.8 | 3.6 | 4.3 | 9.5 |
| ⑮ | 0.8 | 1.8 | 0.4 | 0.3 | 2.4 | 3.1 |
| IC107 ① | 4.6 | 4.5 | 4.5 | 4.5 | 4.4 | 4.5 |
| ② | 2.3 | 2.3 | 2.2 | 2.2 | 2.1 | 2.3 |
| ③ | 2.8 | 2.8 | 2.8 | 2.8 | 3.3 | 2.9 |
| ④ | 1.5 | 1.4 | 1.4 | 1.4 | 2.3 | 1.4 |
| ⑤ | 2.9 | 2.9 | 2.9 | 2.9 | 2.1 | 2.9 |
| ⑥ | 2.6 | 2.6 | 2.6 | 2.6 | 2.9 | 2.6 |
| ⑦ | 2.9 | 2.9 | 2.9 | 2.9 | 2.6 | 2.9 |
| ⑧ | 2.6 | 2.6 | 2.8 | 2.8 | 2.8 | 2.8 |
| ⑨ | 3.2 | 3.2 | 5.4 | 5.4 | 5.3 | 5.4 |
| ⑩ | 4.5 | 4.6 | 5.0 | 5.0 | 3.7 | 5.0 |
| ⑪ | 6.3 | 6.3 | 6.1 | 6.1 | 6.0 | 6.1 |
| IC109 ① | 4.6 | 4.5 | 4.5 | 4.5 | 4.4 | 4.4 |
| ② | 2.3 | 2.3 | 2.2 | 2.2 | 2.1 | 2.3 |
| ③ | 11.9 | 11.9 | 11.9 | 11.9 | 11.9 | 0.1 |
| ④ | 11.9 | 11.9 | 0.1 | 0 | 0.1 | 11.8 |
| IC110 ① | 2.3 | 2.4 | 2.2 | 2.2 | 2.0 | 2.2 |
| ② | 7.2 | 7.2 | 7.2 | 7.2 | 8.3 | 7.2 |
| ③ | 5.8 | 5.8 | 5.8 | 5.8 | 6.2 | 5.8 |
| ④ | 11.9 | 11.9 | 11.9 | 11.9 | 7.8 | 11.9 |
| ⑤ | 0 | 7.9 | 7.9 | 7.9 | 7.8 | 7.9 |
| ⑥ | 3.7 | 3.7 | 3.5 | 3.5 | 3.5 | 3.6 |
| IC111 ① | 0.3 | 0.3 | 0.3 | 0.3 | 0 | 0.3 |
| ② | 0.2 | 0 | 0.1 | 0.1 | 0.1 | 0.1 |
| ③ | 0 | 5.0 | 5.0 | 5.0 | 0 | 5.0 |
| ④ | 5.0 | 5.0 | 5.0 | 5.0 | 0 | 5.0 |
| IC402 ① | 3.1 | 3.9 | 2.9 | 3.0 | 3.0 | 3.6 |
| ② | 0 | 2.3 | 2.3 | 0 | 2.2 | 2.2 |
| ③ | 2.9 | 2.9 | 2.9 | 0 | 2.9 | 2.9 |
| ④ | 0.8 | 0.8 | 0.8 | 0.8 | 0.8 | 0 |
| ⑤ | 1.2 | 1.2 | 0.8 | 0.8 | 1.2 | 0.9 |
| ⑥ | 1.4 | 1.3 | 0.9 | 0.9 | 1.3 | 0 |
| ⑦ | 0.8 | 0.8 | 0.9 | 0.9 | 0.8 | 1.4 |
| ⑧ | 0.6 | 0.5 | 0.6 | 0.6 | 0 | 0.6 |
| ⑨ | 0.5 | 0.6 | 0.6 | 0.6 | 0.6 | 0 |
| ⑩ | 1.0 | 1.0 | 1.0 | 1.0 | 0.8 | 1.1 |
| ⑪ | 1.6 | 1.5 | 1.1 | 1.1 | 1.4 | 1.6 |
| ⑫ | 1.4 | 1.4 | 1.0 | 1.0 | 1.2 | 1.5 |
| ⑬ | 0.9 | 1.0 | 1.0 | 1.0 | 0.8 | 1.1 |
| ⑭ | 0.6 | 0.6 | 0.6 | 0.6 | 0 | 0.6 |
| IC404 ① | 3.0 | 3.0 | 3.0 | 3.0 | 4.5 | 0 |
| ② | 4.9 | 4.9 | 4.9 | 4.9 | 4.7 | 6.1 |
| ③ | 5.6 | 5.6 | 5.6 | 5.6 | 5.6 | 5.8 |
| ④ | 5.6 | 5.6 | 5.6 | 5.6 | 5.6 | 5.8 |
| ⑤ | 0 | 0.1 | 0 | 0 | 0 | 4.4 |
| ⑥ | 3.6 | 4.0 | 4.1 | 4.2 | 4.0 | 3.6 |
| ⑦ | 7.1 | 6.6 | 8.0 | 8.0 | 7.7 | 7.9 |
| ⑧ | 1.4 | 1.3 | 1.2 | 1.1 | 1.2 | 1.4 |
| ⑨ | 7.0 | 7.3 | 8.1 | 7.8 | 7.8 | 7.8 |
| ⑩ | 1.4 | 1.3 | 1.2 | 1.1 | 1.2 | 1.5 |
| ⑪ | 7.5 | 7.8 | 7.7 | 7.8 | 8.0 | 7.7 |
| ⑫ | 6.9 | 7.1 | 7.8 | 7.7 | 7.6 | 7.6 |
| ⑬ | 1.2 | 1.2 | 1.0 | 1.0 | 1.2 | 1.3 |
| ⑭ | 7.2 | 7.2 | 7.2 | 7.2 | 6.3 | 7.2 |
| ⑮ | 7.2 | 7.2 | 7.2 | 7.2 | 6.9 | 7.2 |
| ⑯ | 6.6 | 6.6 | 6.6 | 6.6 | 5.5 | 0 |
| IC405 ① | 1.6 | 1.5 | 1.1 | 1.3 | 1.4 | 1.5 |
| ② | 1.4 | 1.4 | 0.9 | 0 | 1.2 | 1.5 |
| ③ | 1.2 | 1.2 | 0.9 | 0 | 1.1 | 1.2 |
| ④ | 1.4 | 1.3 | 1.0 | 0 | 1.2 | 1.4 |
| ⑤ | 1.3 | 1.3 | 1.0 | 0 | 1.2 | 1.4 |
| ⑥ | 0.5 | 0.5 | 0.6 | 0 | 0.3 | 0.6 |
| ⑦ | 0.5 | 0.5 | 0.5 | 1.3 | 0.3 | 0.2 |
| ⑧ | 1.2 | 1.2 | 0.8 | 1 | 1.2 | 1.3 |
| ⑨ | 1.4 | 1.3 | 0.9 | 3 | 1.3 | 1.4 |
| ⑩ | 1.2 | 1.2 | 0.8 | 2 | 1.2 | 1.3 |
| ⑪ | 1.4 | 1.3 | 1.0 | 3 | 1.2 | 1.5 |
| IC406 ① | 4.8 | 5.1 | 4.8 | 4.8 | 4.5 | 5.1 |
| ② | 0.8 | 0 | 0.9 | 9 | 0.6 | 1.0 |
| ③ | 1.0 | 0.9 | 1.0 | 0 | 0.6 | 1.0 |
| ④ | 1.0 | 1.0 | 1.1 | 1 | 0.8 | 1.1 |
| ⑤ | 5.1 | 5.1 | 4.9 | 4.9 | 4.9 | 5.1 |
| IC407 ① | 1.2 | 1.2 | 0.9 | 2 | 1.2 | 1.3 |
| ② | 0.4 | -0.1 | 0.5 | 3 | 0.4 | 0.5 |
| ③ | 1.4 | 1.3 | 1.0 | 3 | 1.2 | 1.4 |
| ④ | 0.6 | 0 | 0.7 | 5 | 0.5 | 0.7 |
| ⑤ | 2.0 | 1.8 | 2.0 | 0 | 2.0 | 2.0 |
| ⑥ | 11.7 | 10.7 | 11.5 | 3 | 11.7 | 11.2 |
| ⑦ | 5.5 | 5.5 | 5.5 | 5 | 5.4 | 5.5 |
| ⑧ | 5.5 | 5.5 | 5.5 | 5 | 5.4 | 5.5 |
| ⑨ | 1.4 | 1.4 | 1.0 | 3 | 1.0 | 1.5 |
| ⑩ | 0.6 | -0.1 | 0.7 | 6 | 0.5 | 0.7 |
| ⑪ | 2.0 | 1.7 | 2.0 | 0 | 2.0 | 2.0 |
| ⑫ | 2.0 | 1.7 | 2.0 | 0 | 2.0 | 2.0 |
| IC408 ① | 3.1 | 2.5 | 2.5 | 1 | 3.7 | 3.4 |
| ② | 4.1 | 2.8 | 3.9 | 1 | 4.0 | 4.0 |
| ③ | 0 | 5.8 | 5.5 | 4 | 0 | 5.5 |
| ④ | 0 | 5.5 | 5.4 | 5 | 0.5 | 5.5 |
| ⑤ | 5.9 | 5.9 | 5.5 | 1 | 5.9 | 5.9 |
| ⑥ | 5.9 | 5.9 | 5.5 | 0 | 5.9 | 5.9 |
| ⑦ | 0.1 | 1.8 | 0.5 | 2 | 0.1 | 1.8 |
| ⑧ | 6 | 10.7 | 5.5 | 9 | 0 | 10.7 |

| | PAL | SECAM | NTSC 3.58 | NTSC 4.43 | S-VIDEO | ANALOG RGB |
|---------|-----|-------|-----------|-----------|---------|------------|
| IC410 ① | 3.8 | 4.0 | 4.0 | 4.0 | 0 | 3.9 |
| ② | 3.0 | 3.1 | 2.4 | 3.1 | 0 | 4.0 |
| ③ | 1.3 | 0.7 | 1.4 | 1.6 | 2.3 | 1.5 |
| ④ | 3.5 | 3.6 | 3.0 | 3.8 | 3.9 | 3.9 |
| ⑤ | 0.5 | 1.3 | 1.1 | 1.1 | 3.1 | 1.7 |
| ⑥ | 4.0 | 4.0 | 4.0 | 3.9 | 0 | 0 |
| ⑦ | 0 | 2.0 | 1.8 | 1.8 | 2.5 | 1.4 |
| ⑧ | 2.0 | 2.3 | 2.3 | 2.0 | 1.8 | 3.0 |
| IC411 ① | 4.1 | 4.0 | 3.9 | 3.8 | 4.2 | 4.1 |
| ② | 1.8 | 2.0 | 1.9 | 1.8 | 2.5 | 1.3 |
| ③ | 2.0 | 2.3 | 2.2 | 2.1 | 1.8 | 3.0 |
| IC412 ① | 0.4 | 0.5 | 0.4 | 0.4 | 5.9 | 0.6 |
| ② | 8.9 | 8.9 | 8.9 | 8.9 | 8.9 | 9.3 |
| ③ | 8.9 | 8.9 | 9.0 | 8.9 | 8.9 | 8.3 |
| ④ | 6.0 | 6.0 | 6.0 | 6.0 | 5.0 | 0 |
| ⑤ | 6.4 | 0.5 | 0.4 | 0.4 | 5.9 | 0.5 |
| IC413 ① | 7.9 | 8.0 | 8.0 | 8.0 | 0 | 6.9 |
| ② | 0 | 5.5 | 5.5 | 5.5 | 5.4 | 0 |
| ③ | 5.5 | 5.5 | 5.5 | 5.5 | 5.4 | 8.6 |

- 17 0.85 Vp-p (H)
- 19 S-VIDEO 0.6 Vp-p (H)
- 21 NTSC3.58 4.43 0.24 Vp-p (H) S-VIDEO 0.27 Vp-p (H)
- 22 S-VIDEO 0.4 Vp-p (H)
- 25 PAL 0.26 Vp-p (H)
- 25 S-VIDEO 0.18 Vp-p (H)
- 27 NTSC3.58 4.43 S-VIDEO 1.1 Vp-p (H)
- 29 ANALOG ROB 0.7 Vp-p (H)
- 32 S-VIDEO 1.7 Vp-p (H)
- 33 ANALOG ROB 1.4 Vp-p (H)
- 35 PAL 0.3 Vp-p (H)
- 35 NTSC4.43 0.3 Vp-p (H)
- 36 SECAM 0.1 Vp-p (H)
- 36 S-VIDEO 0.07 Vp-p (H)

TO Q BOARD
CN306

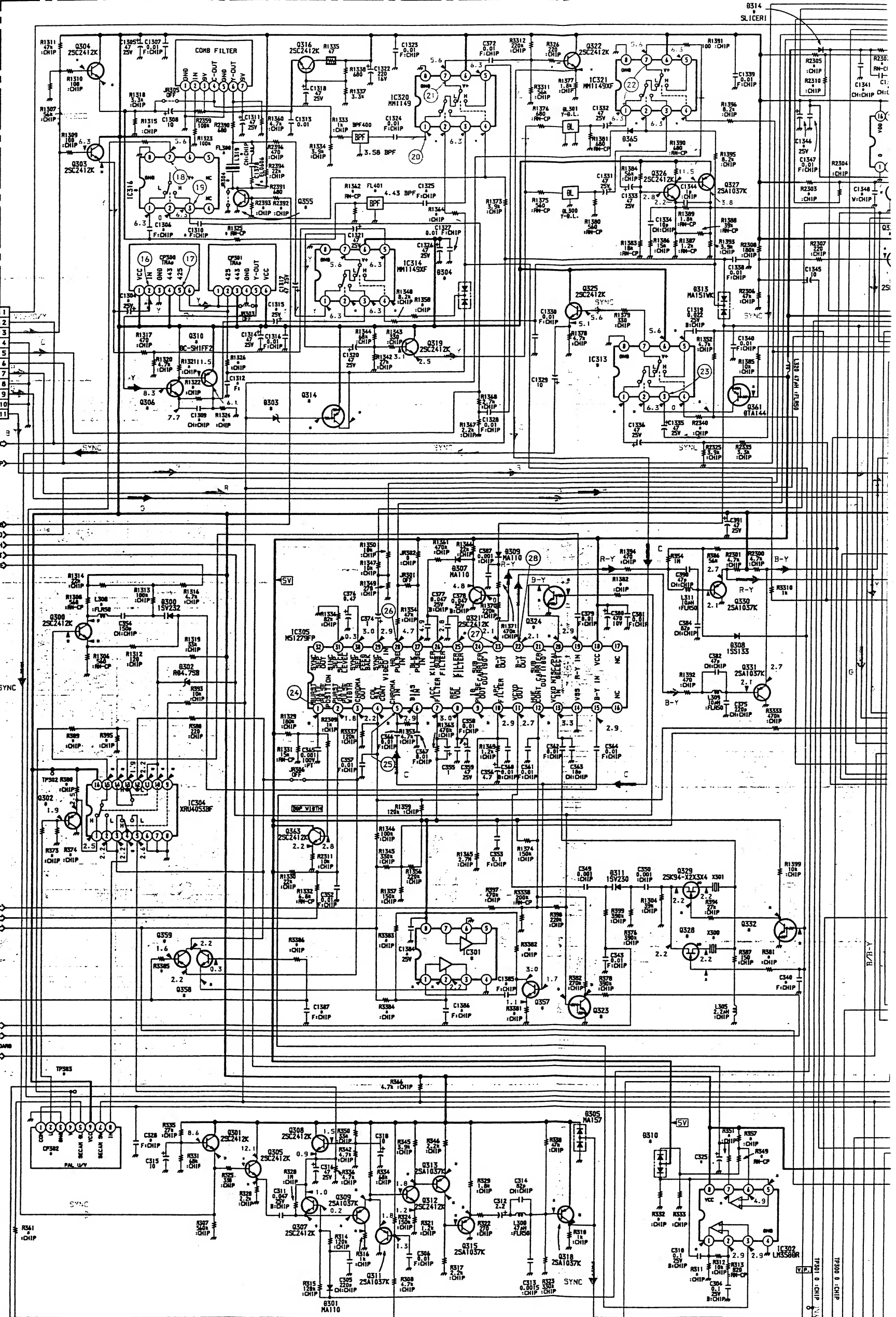
| | |
|----|----------|
| 1 | LINE A |
| 2 | LINE C |
| 3 | VIDEO Y |
| 4 | GND |
| 5 | S.C |
| 6 | ROB-COMP |
| 7 | R/R.Y |
| 8 | GND |
| 9 | G/G.Y |
| 10 | GND |
| 11 | B/B.Y |

49. LINE
71. ROB-COMP

50. 350
51. VIDEO
52. PAL-H
53. PAL/NT
54. U-PAL OPE

55. HUE BAC
56. BOP.V BAC
57. COL BAC

58. ACC OFF
59. X TAL OPE
60. HUE
63. OSD-BL



61. APL-OC
65. SECIN
66. RT-DC
69. OSD-B
70. OSD-B
72. OSD-B
78. H-BLK
81. OSD-0
85. OSD-SYNC
90. 443/525

91. APL-OC
95. SECIN
96. RT-DC
99. OSD-B
100. OSD-B
102. OSD-B
108. H-BLK
111. OSD-0
115. OSD-SYNC
120. 443/525

A
B
C
D
E
F
G
H
I
J
K
L

TO Q BOARD
CNS06

| | |
|----------|----|
| LINE A | 1 |
| LINE C | 2 |
| VIDEO Y | 3 |
| GND | 4 |
| S.C | 5 |
| RGB COMP | 6 |
| R/R Y | 7 |
| GND | 8 |
| G/G Y | 9 |
| GND | 10 |
| B/B Y | 11 |

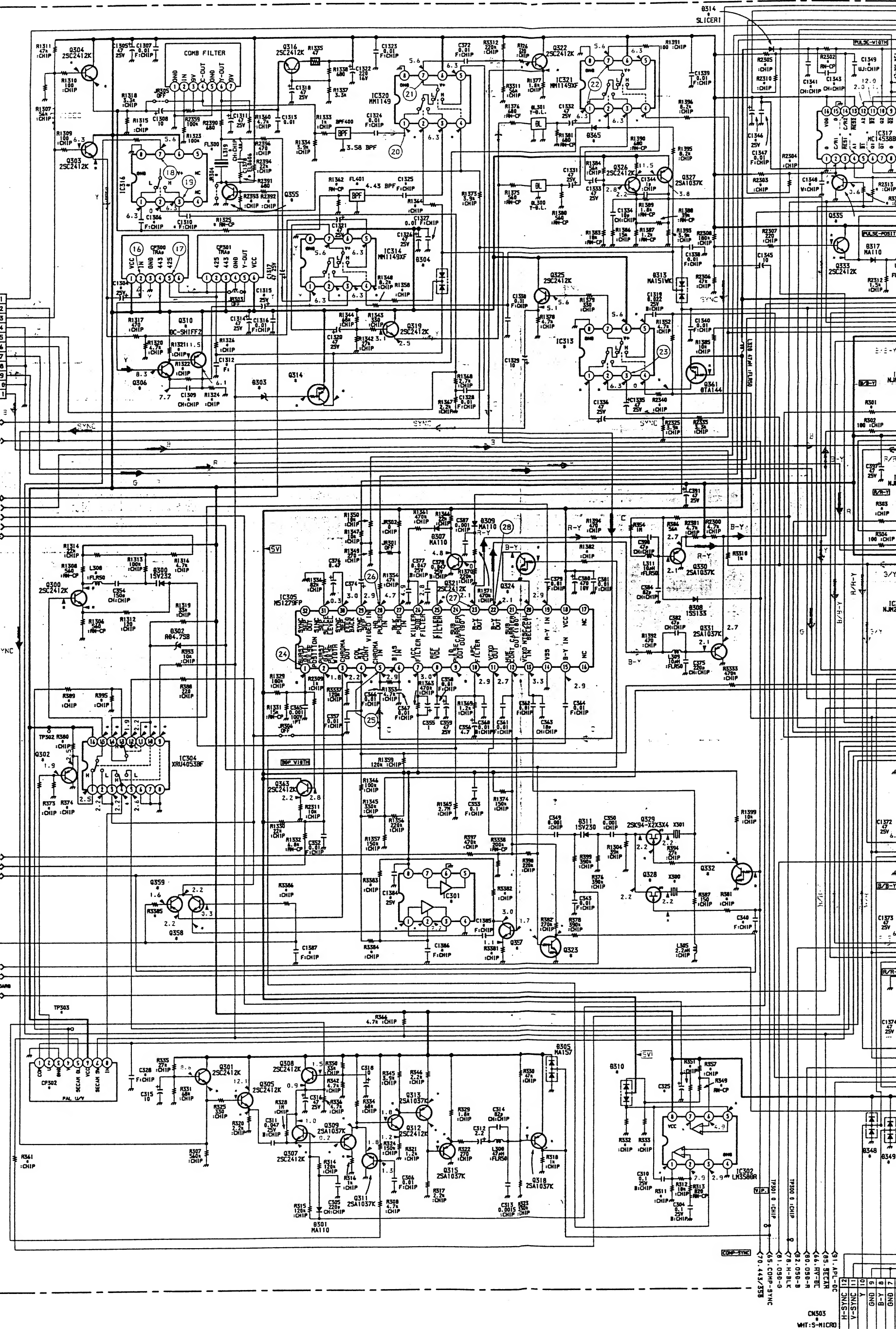
49. LINE
71. RGB COMP

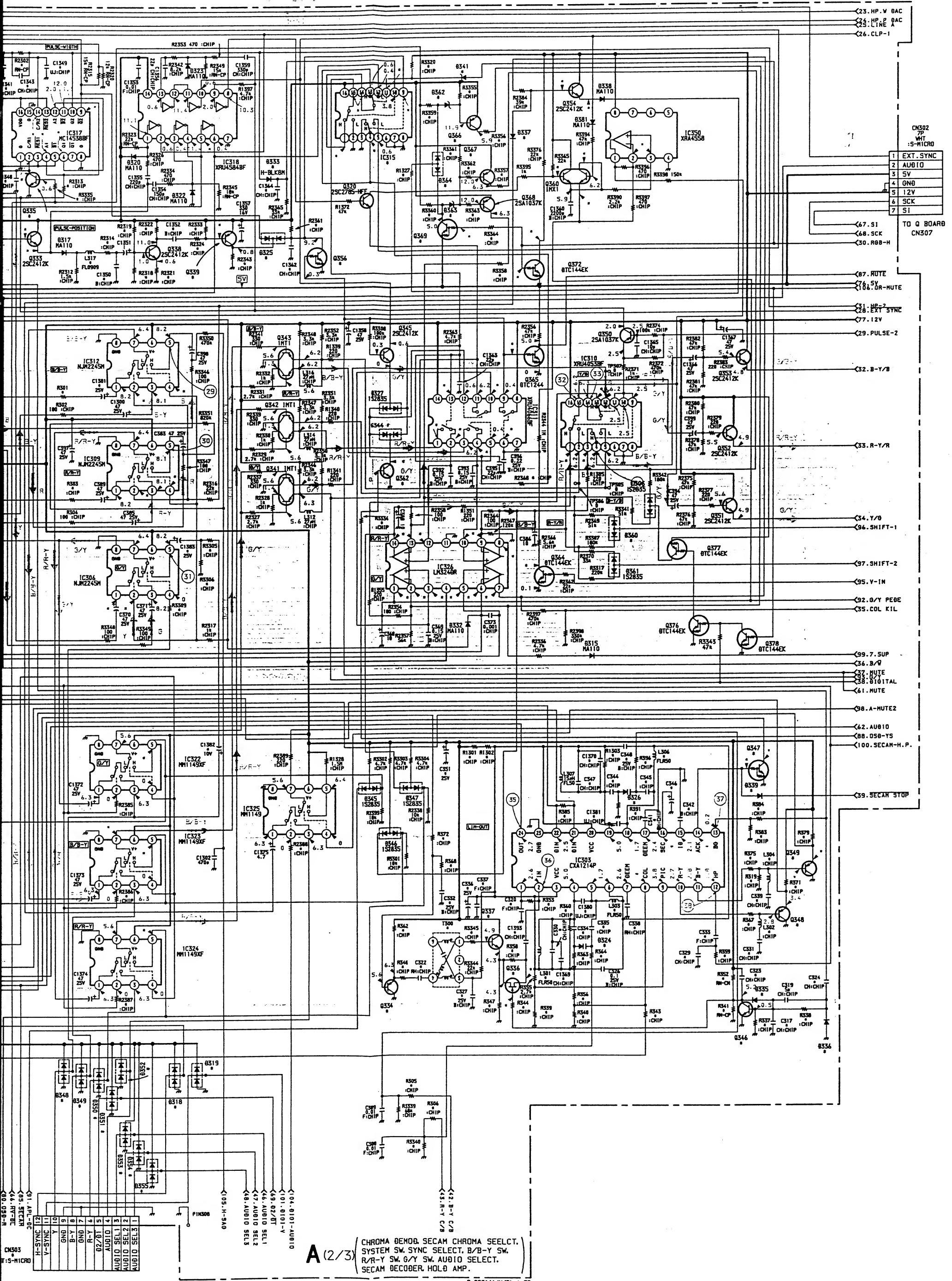
50. 350
51. VIDEO
52. PAL-H
53. PAL/NT
54. U-PAL OPE

55. HUE BAC
56. BOP-W BAC
57. COL BAC

58. ACC OFF

59. X TAL OPE
60. HUE
TO H BOARD
63. OSB-BLK



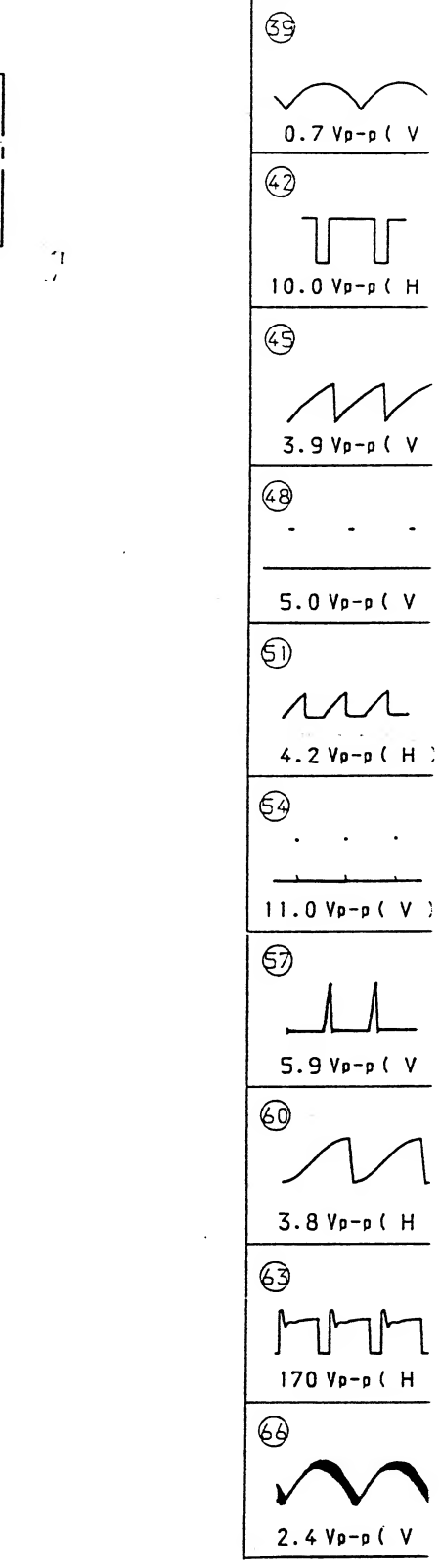
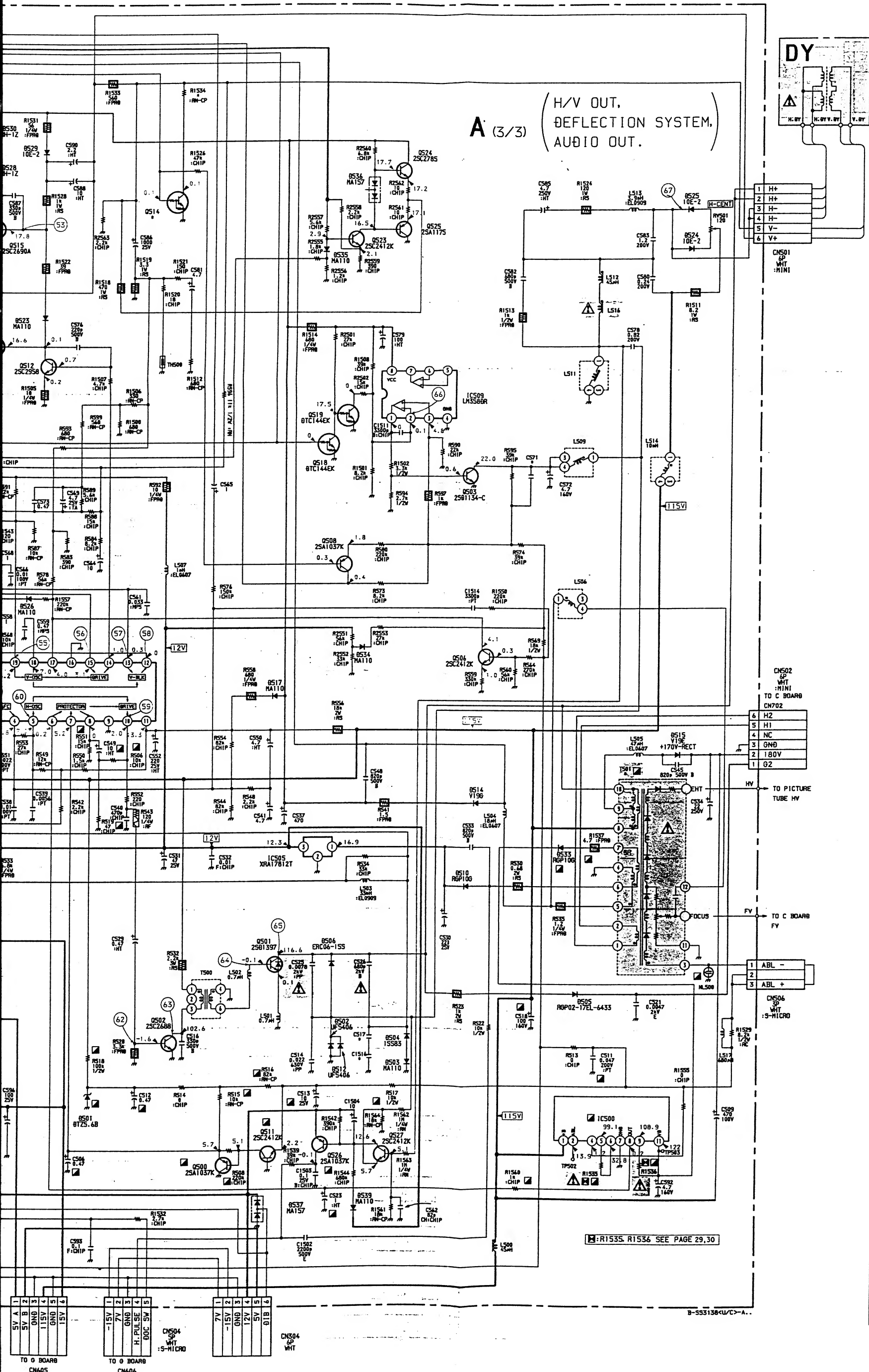


- <23. HP-V BAC
- <24. HP-P BAC
- <25. LINE A
- <26. CLP-1

- | | |
|---|-----------|
| 1 | EXT. SYNC |
| 2 | AUDIO |
| 3 | 5V |
| 4 | GND |
| 5 | 12V |
| 6 | SCK |
| 7 | S1 |
- TO Q BOARD
CN307

- <67. S1
- <68. SCK
- <69. RGB-H
- <87. ROTE
- <88. 5V-MUTE
- <89. HP-2
- <88. EXT SYNC
- <77. 12V
- <29. PULSE-2
- <32. B-Y/B
- <33. R-Y/R
- <34. Y/B
- <36. SHIFT-1
- <97. SHIFT-2
- <95. V-IN
- <92. G/Y PEDE
- <35. COL KIL
- <99. 7. SUP
- <36. B/B
- <37. MUTE
- <38. BITOTAL
- <61. MUTE
- <98. A-MUTE2
- <62. AUDIO
- <88. OSB-Y5
- <100. SECAM-H.P.
- <39. SECAM STOP

A (2/3) (CHROMA DEMOD. SECAM CHROMA SEELCT. SYSTEM SW. SYNC SELECT. B/B-Y SW. R/R-Y SW. G/Y SW. AUDIO SELECT. SECAM DECODER. HOLD AMP.)

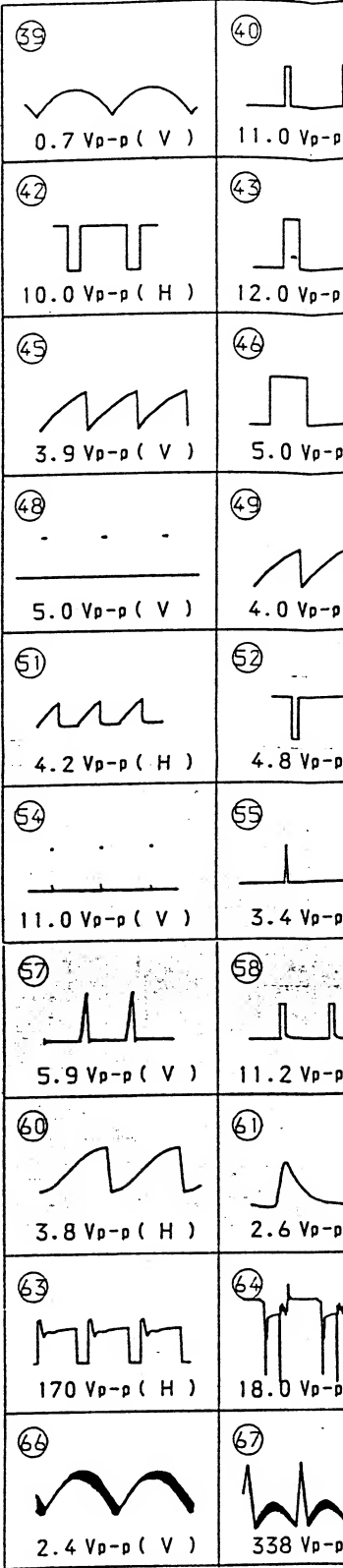


A BOARD

| Ref | LOCATION | PVM-1350 | PVM-1351Q/1354Q |
|-------|----------|----------|-----------------|
| C517 | I-11 | 0.018 | 0.001/20V |
| C535 | H-4 | 220P | - |
| C548 | H-3 | - | 120P |
| C554 | F-3 | - | 0.01 |
| C555 | F-3 | - | 10 |
| C587 | G-5 | - | 0.047 |
| C571 | D-12 | 0.01 | 0.01/100V |
| C1500 | I-4 | 1000/10V | - |
| C1501 | J-2 | 470/10V | 100/10V |
| C1505 | G-5 | - | 0.1 |
| C1508 | K-2 | - | 10 |
| C1516 | I-11 | 0.022 | - |
| CN304 | L-9 | - | 8P |
| D509 | J-3 | - | MA110 |
| D520 | E-3 | MA151WK | - |
| D537 | J-10 | - | MA157 |
| D541 | E-4 | - | MA151WK |
| IC506 | G-3 | - | MC14538BF |
| IC510 | G-3 | - | MC14538BF |
| Q504 | H-4 | 2SC2412K | - |
| Q509 | J-3 | - | DTA144EK |
| Q514 | B-9 | - | DTC144EK |
| Q518 | D-10 | - | DTC144EK |
| R526 | I-4 | - | 47K |
| R527 | J-6 | - | 47K |
| R536 | H-3 | - | 150K |
| R537 | H-3 | - | 47K |
| R538 | H-4 | - | 15K |
| R557 | G-3 | - | 22K |
| R568 | F-3 | - | 27K |
| R1534 | A-9 | - | 2.2K |
| R1548 | G-5 | - | 2.2K |
| R1552 | H-3 | - | 58K |
| R1553 | H-3 | - | 58K |
| R1568 | J-2 | - | 22K |
| R1569 | J-2 | - | 10K |
| R1570 | E-4 | - | 10K |
| R1571 | G-5 | - | 180K |
| R1572 | G-5 | - | 150K |
| R1573 | G-5 | - | 10K |

- : NOT MOUNT

A BOARD WAVEFORMS



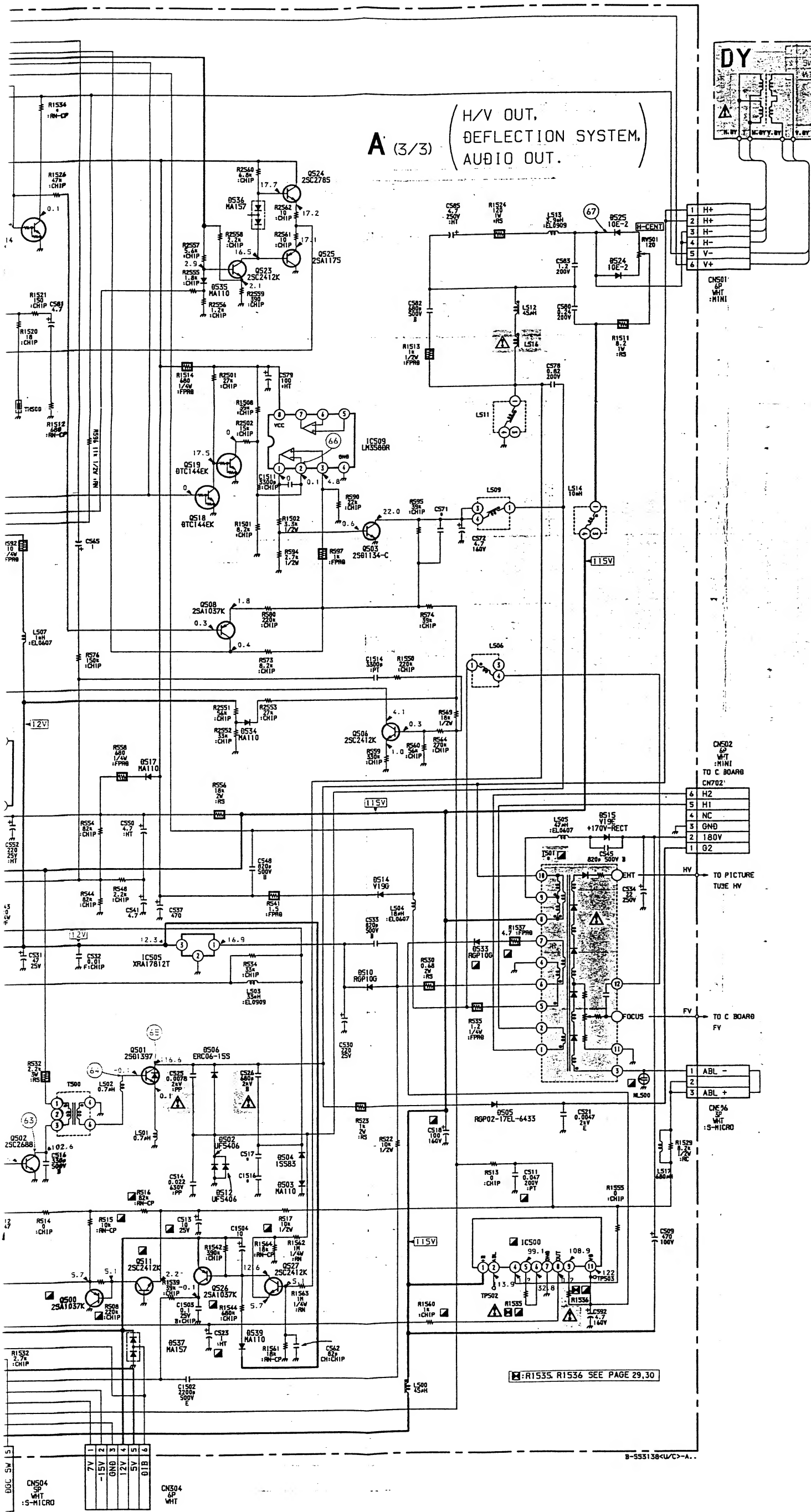
A BOARD IC

A BOARD


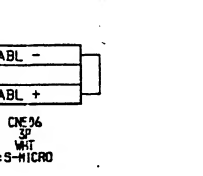

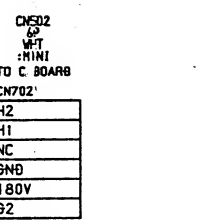
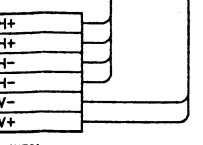
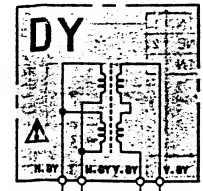
| Ref | LOCATION | PVM-1350 | PVM-1351Q/1354Q |
|-------|----------|----------|-----------------|
| CS17 | I - 11 | 0.018 | 0.001/20V |
| CS35 | H - 4 | 220P | - |
| CS48 | H - 3 | - | 120P |
| CS44 | F - 3 | - | 0.01 |
| CS55 | F - 3 | - | 10 |
| CS87 | G - 5 | - | 0.047 |
| CS71 | D - 12 | 0.01 | 0.01/100V |
| C1500 | I - 4 | 1000/10V | - |
| C1501 | J - 2 | 470/10V | 100/10V |
| C1505 | G - 5 | - | 0.1 |
| C1508 | K - 2 | - | 10 |
| C1518 | I - 11 | 0.022 | - |
| CN304 | L - 9 | - | 8P |
| D509 | J - 3 | - | MA110 |
| D520 | E - 3 | - | MA151WK |
| D537 | J - 10 | - | MA157 |
| D541 | E - 4 | - | MA151WK |
| ICS08 | G - 3 | - | MC14538BF |
| ICS10 | G - 3 | - | MC14538BF |
| Q504 | H - 4 | 2SC2412K | - |
| Q508 | J - 3 | - | DTA144EK |
| Q514 | B - 9 | - | DTC124EK |
| Q518 | D - 10 | - | DTC144EK |
| RS28 | I - 4 | - | 47K |
| RS27 | J - 8 | - | 47K |
| RS38 | H - 3 | - | 150K |
| RS37 | H - 3 | - | 47K |
| RS38 | H - 4 | 15K | - |
| RS57 | G - 3 | 22K | - |
| RS66 | F - 3 | - | 27K |
| R1534 | A - 9 | - | 2.2K |
| R1548 | G - 5 | - | 2.2K |
| R1552 | H - 3 | 1K | 56K |
| R1553 | H - 3 | - | 56K |
| R1568 | J - 2 | - | 22K |
| R1589 | J - 2 | - | 10K |
| R1570 | E - 4 | - | 10K |
| R1571 | G - 5 | - | 180K |
| R1572 | G - 5 | - | 150K |
| R1573 | G - 5 | - | 10K |

- : NOT MOUNT

- TO 0/P30 ○
- TI 0/INTP 0/P00 ○
- TO 1/P31 ○
- TI 1/P33 ○
- TO 2/P32 ○
- TI 2/P34 ○
- SI 0/SB 0/P25 ○
- SO 0/SB 1/P28 ○
- SKT 0/P27 ○
- SI 1/P20 ○
- SO 1/P21 ○
- SKT 1/P22 ○
- STB/P23 ○
- BUSY/P24 ○
- ANI 0/P10
- ANI 1/P17
- AV 00 ○
- AV SS ○
- AV REF ○
- INTP 0/P00
- INTP 3/P03

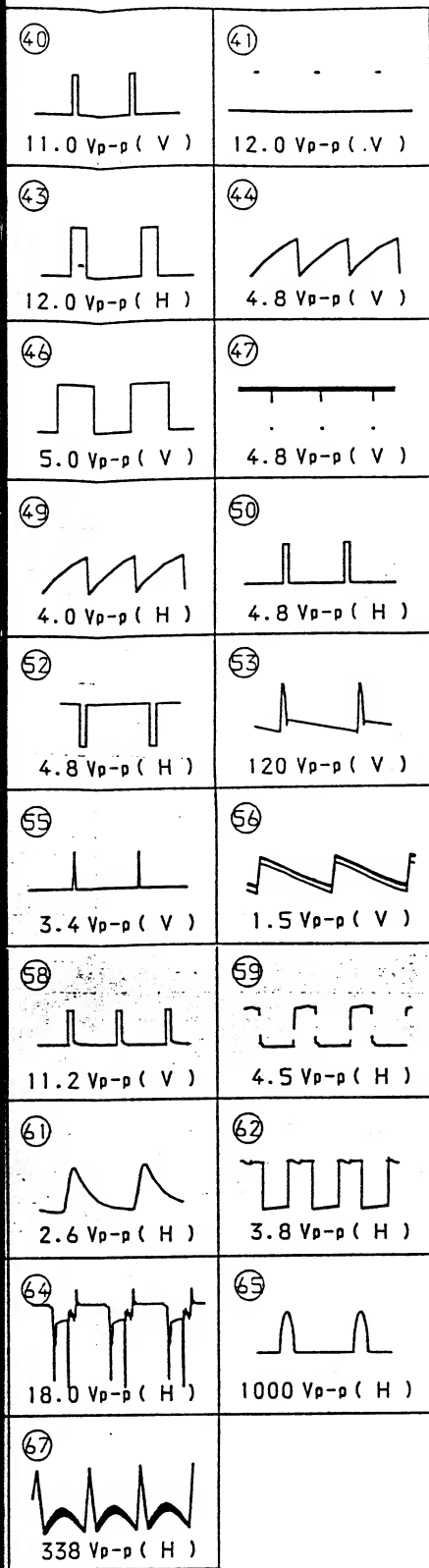


A (3/3) (H/V OUT, DEFLECTION SYSTEM, AUDIO OUT.)



R1535, R1536 SEE PAGE 29,30

B-5531 384/C/A-



A BOARD

| | |
|------|-----------------------|
| D101 | PROTECT |
| D102 | PROTECT |
| D103 | OSP POSITION ADJ |
| D104 | PROTECT |
| D105 | PROTECT |
| D107 | PROTECT |
| D109 | MUTE |
| D110 | MUTE SW |
| D111 | PROTECT |
| D112 | MUTE |
| D113 | D. C. SHIFT |
| D114 | SW |
| D115 | PROTECT |
| D200 | AUDIO D. C. REF |
| D300 | PHASE ADJ |
| D301 | SW |
| D302 | D. C. SHIFT |
| D303 | SECAM SW |
| D304 | SW |
| D305 | PROTECT |
| D306 | SW |
| D307 | B/W-SW |
| D309 | B/W-SW |
| D310 | CLAMP |
| D311 | XTAL ADJ |
| D313 | SW |
| D314 | SLICE |
| D315 | 7.5 OPSW |
| D317 | LEVEL-SHIFT |
| D318 | PROTECT |
| D319 | PROTECT |
| D320 | SLICE |
| D322 | SLICE |
| D323 | SW |
| D324 | R-Y COLOR BALANCE ADJ |
| D325 | SW |
| D326 | B-Y COLOR BALANCE ADJ |
| D327 | SW |
| D332 | RGB COMP SW |
| D333 | SW |
| D335 | SW |
| D336 | SW |
| D337 | SECAM-SW |
| D338 | SW |
| D339 | SW |
| D341 | D. C. SHIFT |
| D344 | SW |
| D345 | OSD G CLAMP |
| D346 | OSD B CLAMP |
| D347 | OSD R CLAMP |
| D348 | PROTECT |
| D349 | PROTECT |
| D350 | PROTECT |
| D351 | PROTECT |
| D352 | PROTECT |
| D353 | PROTECT |
| D354 | PROTECT |
| D355 | PROTECT |
| D360 | SW |
| D361 | SW |
| D362 | D. C. SHIFT |
| D363 | D. C. SHIFT |
| D364 | SW |
| D365 | SECAM SW |
| D380 | SW |
| D381 | SW |
| D401 | SW 15 |
| D404 | SW |
| D405 | BLANKING |
| D406 | SW SLICE |

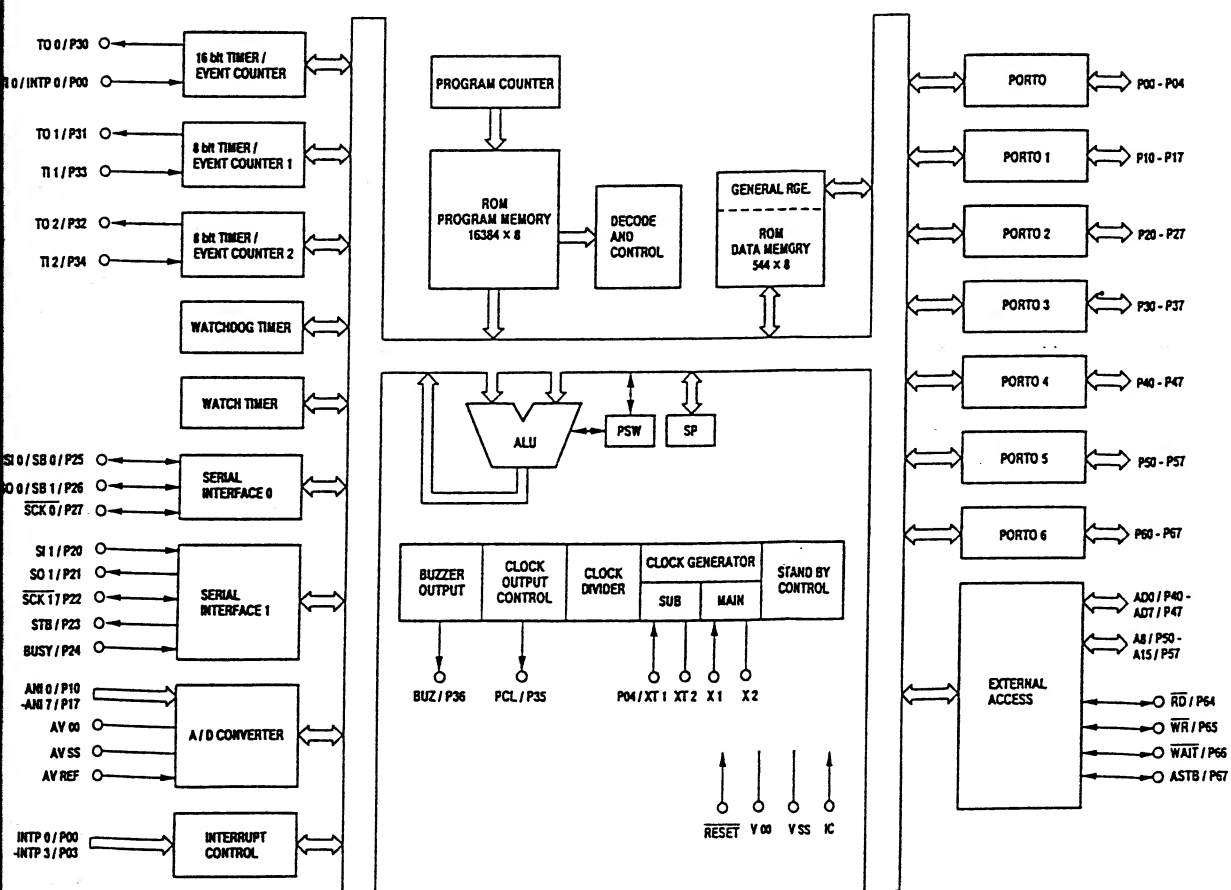
| | |
|------|----------------|
| D407 | RGB SW |
| D408 | BLANKING |
| D410 | SW |
| D411 | SW |
| D413 | SW |
| D414 | OSD MODE SW |
| D415 | OSD BLK-INSERT |
| D416 | OSD B MIX |
| D417 | OSD G MIX |
| D418 | OSD R MIX |
| D421 | SW |
| D422 | SW |
| D423 | CLAMP |
| D424 | PROTECT |
| D425 | CLAMP |
| D426 | D. C. SHIFET |
| D427 | PROTECT |
| D500 | SPEED UP |
| D501 | HV. PROTECT |
| D502 | PIN DAMPER 1 |
| D503 | PROTECT |
| D504 | PROTECT |
| D505 | G2 RECT |
| D506 | DAMPER |
| D507 | HD-DELAY SW |
| D508 | HV-DELAY SW |
| D509 | SW |
| D510 | +15V-RECT |
| D512 | PIN-DAMPER 2 |
| D513 | H. BLK |
| D514 | +24V-RECT |
| D515 | +170V-RECT |
| D516 | H. BLK |
| D517 | SW |
| D518 | PROTECT |
| D519 | V. SYNC |
| D520 | MICOM V SW |
| D522 | D. C. UP |
| D523 | BIAS |
| D524 | H. CENT |
| D525 | H. CENT |
| D526 | 50 / 60 SW |
| D527 | D. C. LIMITTER |
| D528 | POMP-OP2 |
| D529 | SW |
| D530 | POMP-OP1 |
| D531 | 12V REF 1 |
| D532 | 12V REF 2 |
| D533 | PROTECT RECT |
| D534 | SW |
| D535 | BIAS |
| D536 | BIAS |
| D537 | PROTECT |
| D538 | PROTECT |
| D239 | SW |
| D540 | V-BLK SW 1 |
| D541 | V-BLK SW 2 |

| | |
|-------|-------------------------|
| IC109 | DAC 5 |
| IC110 | DAC 3 |
| IC111 | EXP-OUT-PORI |
| IC200 | AUDIO-OUT |
| IC301 | ACC OFF. GAIN-CONT. AMP |
| IC302 | PAL-60-02 |
| IC303 | SECAM DECOHER |
| IC304 | SYSTEM-SW |
| IC305 | CHROMA-DEMOM |
| IC306 | G/Y-SW |
| IC309 | R/R-Y-SW |
| IC310 | BLACK-INSERT |
| IC311 | SAMPLE |
| IC312 | B/B-Y-SW |
| IC313 | SYNC SELECT |
| IC314 | Y-SW |
| IC315 | PULSE SELECT |
| IC316 | SECAM CHROMA SELECT |
| IC317 | H-PULSC-GATE |
| IC318 | NOT-GATE |
| IC320 | CHROMA BPF SELECT |
| IC321 | Y. D. L. SW |
| IC322 | G/Y SW SELECT |
| IC323 | B/B-Y SW SELECT |
| IC324 | R/R-Y SW SELECT |
| IC325 | AUDIO SELECT |
| IC326 | HOLD AMP |
| IC350 | BUFFER AMP |
| IC401 | BLUEONCK GAIN-CONT AMP |
| IC402 | R-Y GAIN-CONT AMP |
| IC403 | BLACK-SAMPLING |
| IC404 | RGB-MATRIX |
| IC405 | BL-ONLY-SW 1 |
| IC406 | HOLD 2 |
| IC407 | H-BLK-SW 2 |
| IC408 | EDGE DETECT |
| IC409 | ON/OFF-MUTE |
| IC410 | SIG SECECT |
| IC411 | COUNTER |
| IC412 | VOL OFF SW 4 |
| IC413 | VOL OFF SW 2 |
| IC502 | V-DELAY MONO-MULTI |
| IC503 | H-DELAY MONO-MULTI |
| IC504 | V GAIN-CONT AMP 2 |
| IC505 | +12V REG |
| IC506 | H-BLK MONO-MULTI |
| IC507 | DIFRECTION |
| IC508 | V GAIN-CONT AMP 1 |
| IC509 | PIN-COM |
| IC510 | 16:9 V-BLK MON-MULTI |

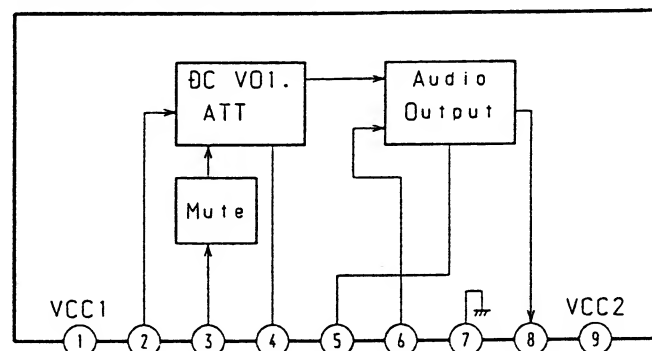
| | |
|------|-------------------|
| Q302 | BUFFER |
| Q303 | VIDEO-IN-BUFF-1 |
| Q304 | VIDEO-IN-BUFF-2 |
| Q305 | CLAMP-BUFF-1 |
| Q306 | PAL TRAP BUFFER 1 |
| Q307 | SYNC-CHIP-CLAMP 2 |
| Q308 | CLAMP RE 1 |
| Q309 | CLAMP-BUFF-2 |
| Q310 | PAL TRAP BUFFER 2 |
| Q311 | SLICER 2 |
| Q312 | AMP 1 |
| Q313 | AMP 2 |
| Q314 | SECAM SW |
| Q315 | BUFF |
| Q316 | NT-COMB.D.C. REF |
| Q318 | SYNC-SEF |
| Q319 | Y-SW-BUFF |
| Q321 | B/W-SW 2 |
| Q323 | PAL SW |
| Q324 | PAL SW |
| Q325 | SYNC-SIG-BUFF |
| Q326 | Y-AMP-1 |
| Q327 | Y-AMP-2 |
| Q328 | 443 SW |
| Q329 | 358 SW |
| Q330 | R-Y-BUFF 1 |
| Q331 | B-Y-BUFF 1 |
| Q332 | 358 SW |
| Q333 | SYNC-BUFF |
| Q334 | BELL-FIL BUFFER |
| Q335 | HV-DOUAY SW |
| Q336 | ID SW |
| Q337 | BELL-FIL BUFFER |
| Q338 | V-SYNC SSP 1 |
| Q339 | V-SYNC SSP 2 |
| Q341 | G/Y BUFFER |
| Q342 | R/R-Y BUFFER |
| Q343 | B/B-Y BUFFER |
| Q345 | MUTE SW |
| Q346 | ID SW |
| Q347 | SECAM SW |
| Q348 | R-Y BUFFER |
| Q349 | B-Y BUFFER |
| Q350 | INSERT-PULSE-SW |
| Q351 | G/Y-BUFF-2 |
| Q352 | R/R-Y-BUFF-2 |
| Q353 | B/B-Y-BUFF-2 |
| Q354 | B/W-SW2 |
| Q355 | 258 TRIP SW |
| Q356 | MUTE SW |
| Q357 | ACC OFF AMP |
| Q358 | ACC OFF SW |
| Q359 | ACC ON SW |
| Q360 | HOLD |
| Q361 | EXT-SYNC SW |
| Q362 | OSD SW |
| Q363 | TEST BUFFER |
| Q364 | V-PULSU SW |
| Q365 | MUTE SW |
| Q366 | BRIGHT UP SW 1 |
| Q367 | BRIGHT UP SW 2 |
| Q368 | BRIGHT UP SW 3 |
| Q369 | RGB SW |
| Q372 | RGB SW |
| Q373 | RGB MODE SW |
| Q374 | RGB MODE SW |
| Q375 | RGB MODE SW |
| Q376 | MUTE SW |
| Q377 | DIGITAL MODE SW 1 |
| Q378 | DIGITAL MODE SW 2 |

| | |
|------|--------------------------|
| Q401 | BRIGHT ABL |
| Q402 | PIY ABL |
| Q403 | V-BLK-SW |
| Q404 | B/O G AMP 9 |
| Q405 | B-BUFF 3 |
| Q406 | B/O G AMP 2 |
| Q407 | B/W-SW3 |
| Q408 | B/O R AMP 1 |
| Q409 | B-Y-BUFF |
| Q410 | Y BUFFER |
| Q411 | B/O R AMP 2 |
| Q412 | BCH BOFFER |
| Q413 | BCH NORMAL SW |
| Q414 | R BUFFER |
| Q415 | G BUFFER |
| Q416 | B BUFFER |
| Q417 | B-BUFF |
| Q418 | OFF-MUTE-SW |
| Q419 | GBUFF 3 |
| Q420 | R BUFF 3 |
| Q421 | V-BLK-SW 1 |
| Q422 | BLANKING |
| Q423 | BLUE BUFFER |
| Q424 | BLK |
| Q425 | V-P BUFFER 1 |
| Q426 | V-P BUFFER 2 |
| Q428 | SMARPSS BUFFER |
| Q429 | IK BUFFER |
| Q430 | IK BLK |
| Q431 | RESET MUTE SW |
| Q432 | BRIGHT MUTE SW |
| Q433 | RGB SW |
| Q434 | MUTE RGB SW |
| Q435 | OSD DOWN SW |
| Q436 | OSD DOWN SW |
| Q437 | OSD DOWN SW |
| Q438 | BLUE ONLY SW |
| Q439 | BCH B/O DLY-EQ 1 |
| Q440 | BCH B/O DLY-EQ 2 |
| Q441 | BCH B/O SW |
| Q442 | BCH BUFFER |
| Q443 | AUTO CMROMA SET UP AMP 1 |
| Q444 | AUTO CMROMA SET UP AMP 2 |
| Q445 | BLUE ONLY SW |
| Q500 | CURRLIN 2 |
| Q501 | H-OUT |
| Q502 | H-DRIVE |
| Q503 | PIN-OUT |
| Q505 | H. BLK 1 |
| Q506 | V. ZOOMING |
| Q507 | H. BLK2T1 |
| Q508 | 50/60 SW |
| Q509 | DIGITAL V SW |
| Q511 | CURRLIN 1 |
| Q512 | V-DRIVE |
| Q513 | V. OUT 1 |
| Q514 | 50/60 SW |
| Q515 | V. OUT 2 |
| Q517 | H-V PHASE LOCK SW |
| Q518 | U/S SW 1 |
| Q519 | U/S SW 2 |
| Q520 | 12V REG |
| Q522 | H. P. BUFFER |
| Q523 | V-CENT CONT |
| Q524 | V-CENT OUT 2 |
| Q525 | V-CENT OUT 1 |
| Q526 | FBT-12V FAILURE SW |
| Q527 | C528 FAILURE SW |

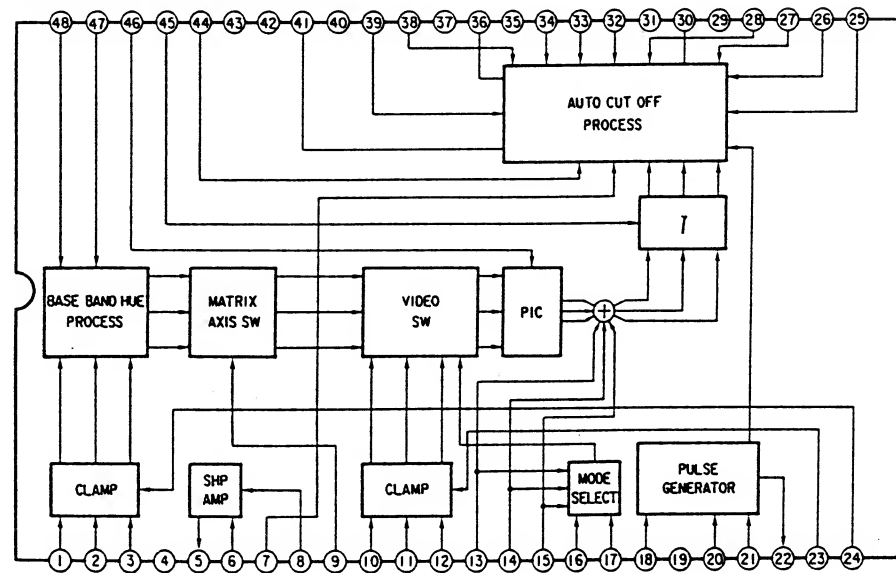
A BOARD IC101 μPD78012YCW



A BOARD IC200 AN5265



A BOARD IC404 CXA1478



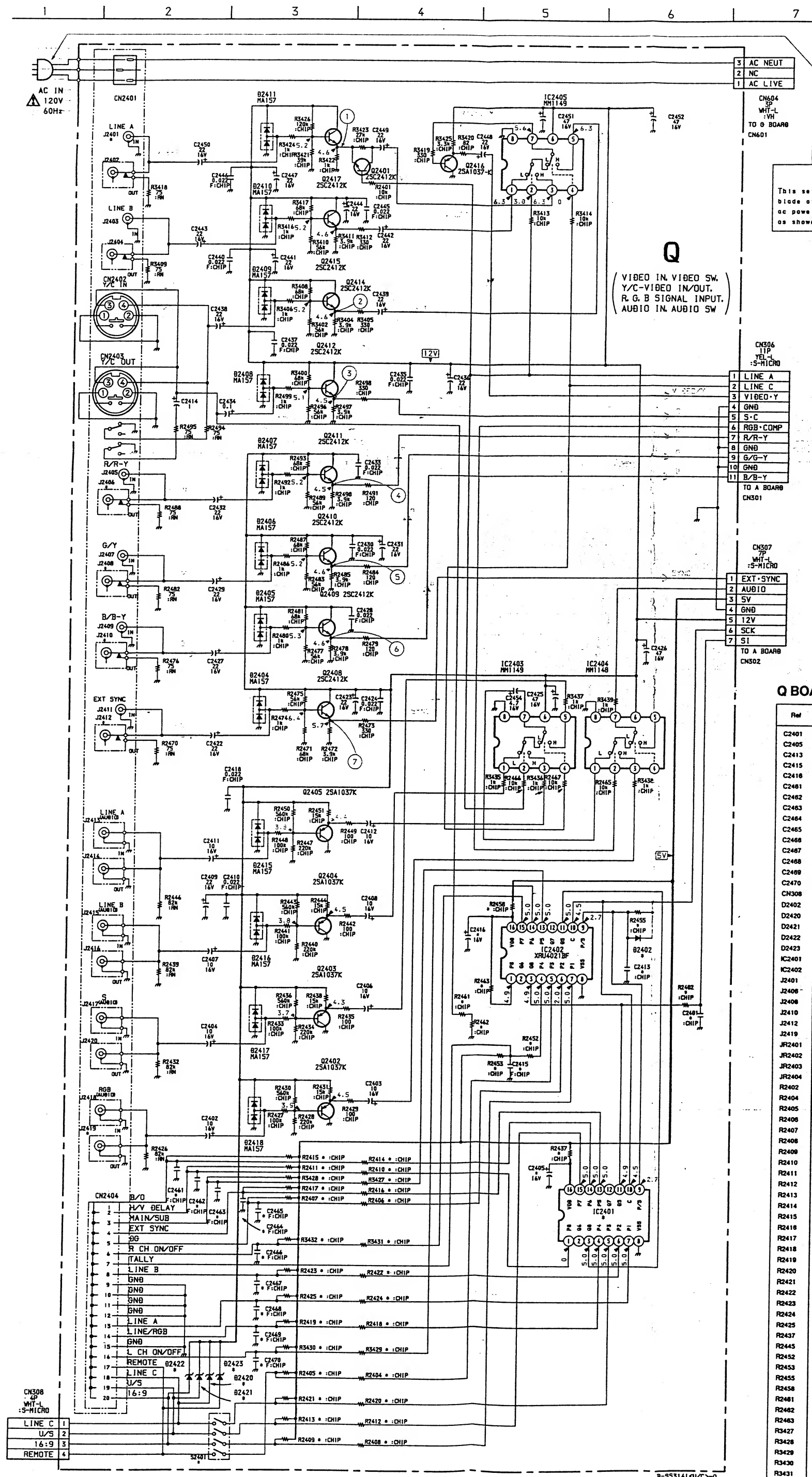
Schematic diagrams

Schematic diagram

G H J boards →

← A (3/3) board

→ 77 ← Q X S



| | |
|---|---------|
| 3 | AC NEUT |
| 2 | NC |
| 1 | AC LIVE |

CN404
5P
WHT-L
VH
TO B BOARD
CN601

Q
(VIDEO IN, VIDEO SW.
Y/C-VIDEO IN/OUT,
R, G, B SIGNAL INPUT,
AUDIO IN, AUDIO SW)

| | |
|----|----------|
| 1 | LINE A |
| 2 | LINE C |
| 3 | VIDEO-Y |
| 4 | GND |
| 5 | S-C |
| 6 | RGB-COMP |
| 7 | R/R-Y |
| 8 | GND |
| 9 | G/G-Y |
| 10 | GND |
| 11 | B/B-Y |

CN306
11P
YEL
S-MICRO
TO A BOARD
CN501

| | |
|---|----------|
| 1 | EXT SYNC |
| 2 | AUDIO |
| 3 | 5V |
| 4 | GND |
| 5 | 12V |
| 6 | SCK |
| 7 | SI |

CN307
7P
WHT-L
S-MICRO
TO A BOARD
CN502

| | |
|----|----------|
| 1 | LINE A |
| 2 | LINE B |
| 3 | VIDEO-Y |
| 4 | GND |
| 5 | S-C |
| 6 | RGB-COMP |
| 7 | R/R-Y |
| 8 | GND |
| 9 | G/G-Y |
| 10 | GND |
| 11 | B/B-Y |

CN308
4P
WHT-L
S-MICRO
TO B BOARD
CN601

| | |
|---|----------|
| 1 | EXT SYNC |
| 2 | AUDIO |
| 3 | 5V |
| 4 | GND |
| 5 | 12V |
| 6 | SCK |
| 7 | SI |

CN309
4P
WHT-L
S-MICRO
TO B BOARD
CN601

| | |
|----|----------|
| 1 | LINE A |
| 2 | LINE B |
| 3 | VIDEO-Y |
| 4 | GND |
| 5 | S-C |
| 6 | RGB-COMP |
| 7 | R/R-Y |
| 8 | GND |
| 9 | G/G-Y |
| 10 | GND |
| 11 | B/B-Y |

CN310
4P
WHT-L
S-MICRO
TO B BOARD
CN601

| | |
|---|----------|
| 1 | EXT SYNC |
| 2 | AUDIO |
| 3 | 5V |
| 4 | GND |
| 5 | 12V |
| 6 | SCK |
| 7 | SI |

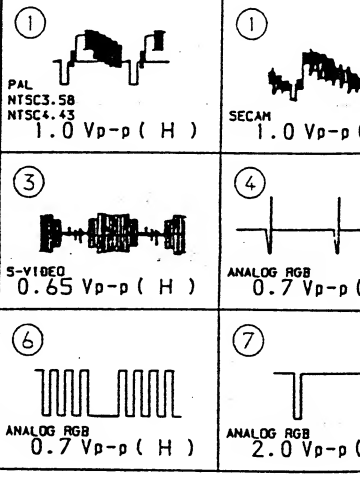
CN311
4P
WHT-L
S-MICRO
TO B BOARD
CN601

| | |
|----|----------|
| 1 | LINE A |
| 2 | LINE B |
| 3 | VIDEO-Y |
| 4 | GND |
| 5 | S-C |
| 6 | RGB-COMP |
| 7 | R/R-Y |
| 8 | GND |
| 9 | G/G-Y |
| 10 | GND |
| 11 | B/B-Y |

CN312
4P
WHT-L
S-MICRO
TO B BOARD
CN601

CAUTION (US MODEL ONLY)
This set is equipped with a polarized ac power cord. The blade of the plug is wider than the other. When replacing the ac power cord, be sure to connect it with specified one as shown in this diagram.

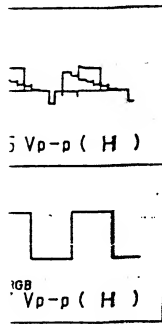
Q BOARD WAVEFORMS



Q BOARD

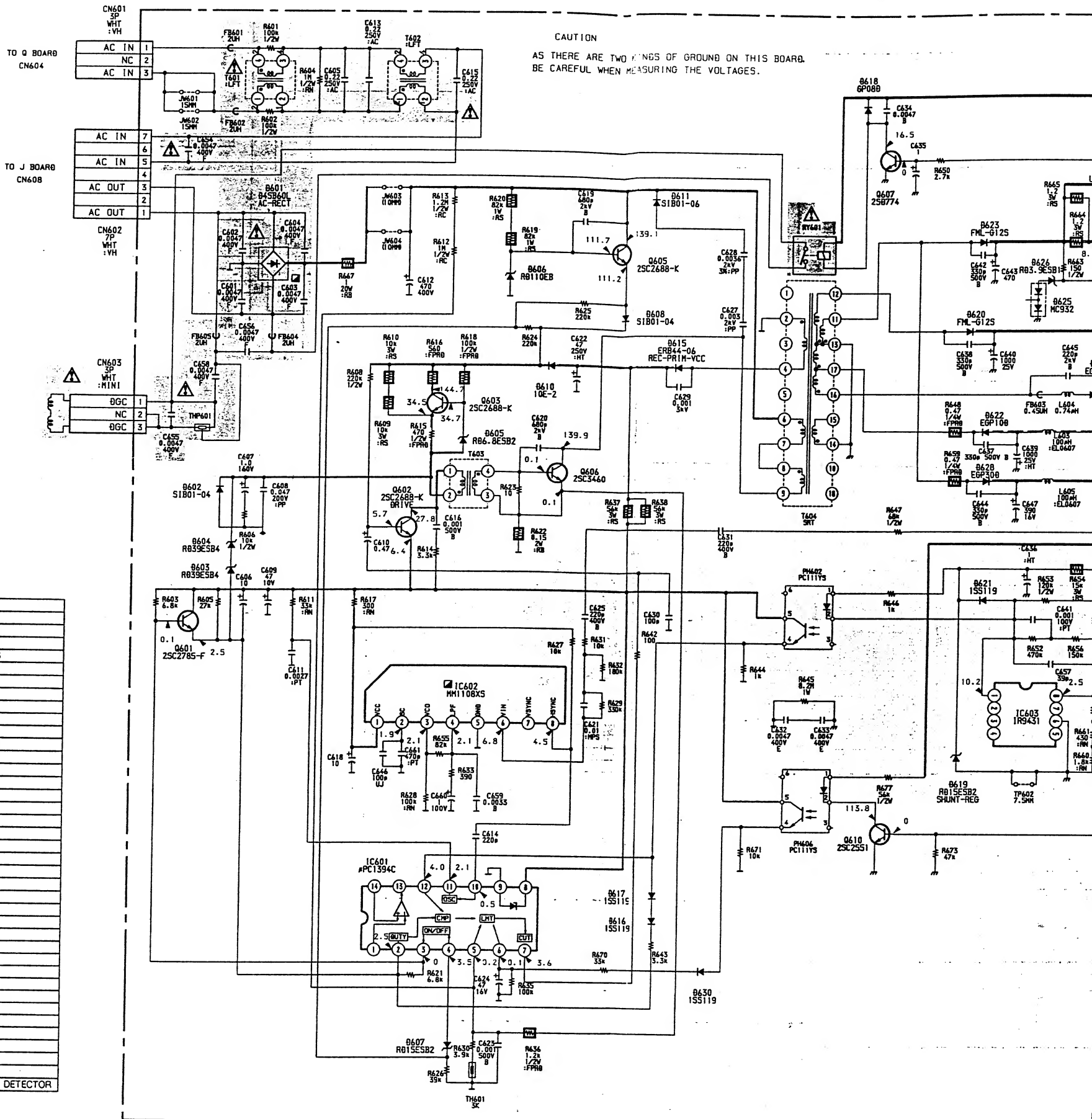
| Ref | LOCATION | PVM-1350 | PVM-1351Q/1354Q |
|--------|----------|-----------|-------------------|
| C2401 | H-8 | - | 100P: CHIP |
| C2405 | J-5 | - | 47 16V |
| C2413 | H-6 | - | 100P: CHIP |
| C2415 | I-5 | - | 10 25V F: CHIP |
| C2416 | H-4 | - | 47 16V |
| C2461 | J-2 | - | 0.1 25V F: CHIP |
| C2462 | J-2 | - | 0.1 25V F: CHIP |
| C2463 | J-2 | - | 0.1 25V F: CHIP |
| C2464 | J-3 | - | 0.1 25V F: CHIP |
| C2465 | J-3 | - | 0.1 25V F: CHIP |
| C2466 | J-3 | - | 0.1 25V F: CHIP |
| C2467 | J-3 | - | 0.1 25V F: CHIP |
| C2468 | K-3 | - | 0.1 25V F: CHIP |
| C2469 | K-3 | - | 0.1 25V F: CHIP |
| C2470 | K-3 | - | 0.1 25V F: CHIP |
| CN308 | L-1 | - | 4P WHT-L: S-MICRO |
| D2402 | H-8 | - | MA110 |
| D2420 | K-2 | - | RD27SB |
| D2421 | K-2 | - | RD27SB |
| D2422 | K-2 | - | RD27SB |
| D2423 | K-2 | - | RD27SB |
| IC2401 | J-5 | - | XRU4021BF |
| IC2402 | H-5 | - | XRU4021BF |
| J2401 | A-2 | - | |
| J2406 | D-1 | - | |
| J2408 | E-1 | - | |
| J2410 | F-1 | - | |
| J2412 | F-1 | - | |
| J2419 | I-1 | - | |
| JR2401 | D-2 | 0: CHIP | |
| JR2402 | E-2 | 0: CHIP | |
| JR2403 | F-2 | 0: CHIP | |
| JR2404 | F-2 | 0: CHIP | |
| JR2402 | H-8 | - | 560: CHIP |
| R2404 | K-3 | - | 47K: CHIP |
| R2405 | K-3 | - | 10K: CHIP |
| R2406 | J-3 | - | 47K: CHIP |
| R2407 | J-3 | - | 10K: CHIP |
| R2408 | L-3 | - | 47K: CHIP |
| R2409 | L-3 | - | 10K: CHIP |
| R2410 | J-3 | - | 47K: CHIP |
| R2411 | I-3 | - | 10K: CHIP |
| R2412 | L-3 | - | 47K: CHIP |
| R2413 | K-3 | - | 10K: CHIP |
| R2414 | J-3 | - | 47K: CHIP |
| R2415 | I-3 | - | 10K: CHIP |
| R2416 | J-3 | - | 47K: CHIP |
| R2417 | J-3 | - | 10K: CHIP |
| R2418 | K-3 | - | 47K: CHIP |
| R2419 | K-3 | - | 10K: CHIP |
| R2420 | K-3 | - | 47K: CHIP |
| R2421 | K-3 | - | 10K: CHIP |
| R2422 | J-3 | - | 47K: CHIP |
| R2423 | J-3 | - | 10K: CHIP |
| R2424 | K-3 | - | 47K: CHIP |
| R2425 | K-3 | - | 10K: CHIP |
| R2437 | I-5 | - | 0: CHIP |
| R2445 | E-6 | 22K: CHIP | |
| R2452 | I-5 | - | 47K: CHIP |
| R2453 | I-5 | - | 10K: CHIP |
| R2455 | G-6 | - | 470K: CHIP |
| R2458 | G-5 | - | 0: CHIP |
| R2481 | H-4 | - | 220K: CHIP |
| R2482 | H-4 | - | 220K: CHIP |
| R2483 | H-5 | - | 33K: CHIP |
| R3427 | J-3 | - | 47K: CHIP |
| R3428 | J-3 | - | 10K: CHIP |
| R3429 | K-3 | - | 47K: CHIP |
| R3430 | K-3 | - | 10K: CHIP |
| R3431 | J-3 | - | 47K: CHIP |
| R3432 | J-3 | - | 10K: CHIP |
| S2401 | L-2 | - | 0 |

O: TO BE MOUNT
- : NOT MOUNT



G BOARD

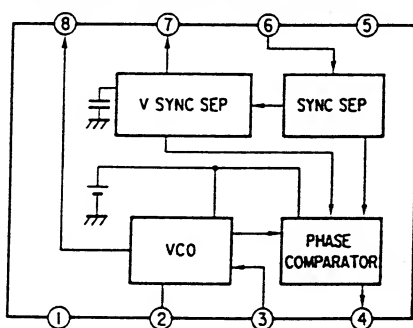
| | |
|-------|-----------------------|
| D601 | AC-RECT |
| D602 | PROT |
| D603 | EX-VOL-PROT 1 |
| D604 | EX-VOL-PROT 1 |
| D605 | CURRENT CONS |
| D606 | KICK-VOLTAGE |
| D607 | LOW-VOL |
| D608 | KICK |
| D610 | PRIM-VCC |
| D611 | AC-CLIPPER |
| D615 | REC-PRIM-VCC |
| D616 | SOFT-START 1 |
| D617 | SOFT-START 2 |
| D618 | PROTECT |
| D619 | SHUNT-REG |
| D620 | 15V-RECT |
| D621 | PROTECTOR |
| D622 | -15V-RECT |
| D623 | 5V-RECT |
| D625 | 5V-RECT 2 |
| D626 | 5V-RECT 1 |
| D628 | 7V-RECT |
| D629 | 115V-RECT |
| D630 | SW |
| D631 | BIAS |
| IC601 | REF.PWM |
| IC602 | H-AFC |
| IC603 | SHUNT-REG |
| Q601 | RESET |
| Q602 | DRIVE |
| Q603 | CURRENT |
| Q605 | STRAT |
| Q606 | CONVERTER |
| Q607 | DGC DRIVE |
| Q609 | 5VB REG |
| Q610 | FAILURE |
| Q611 | OVER CURRENT DETECTOR |



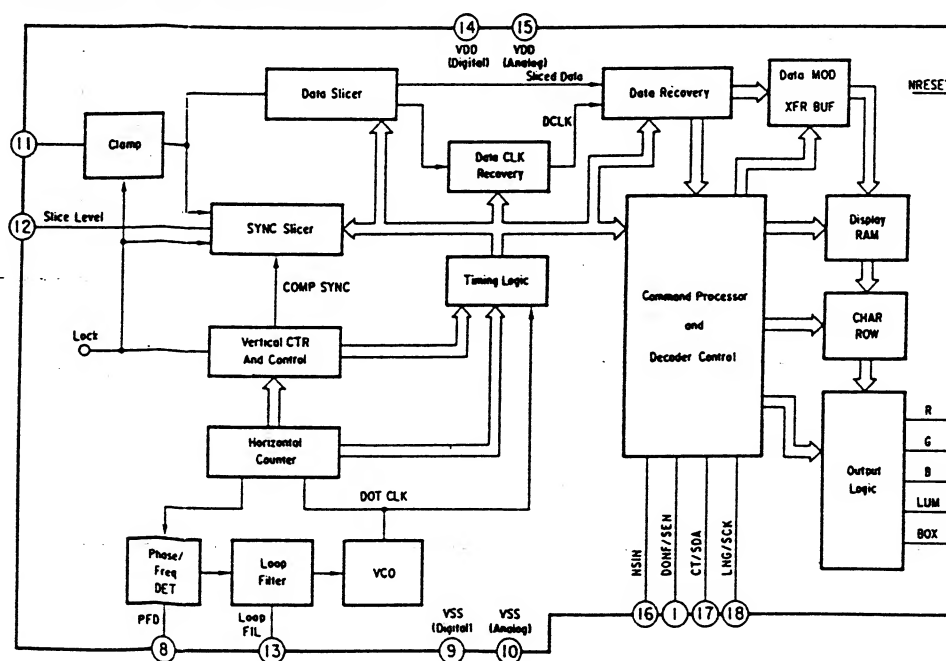
D

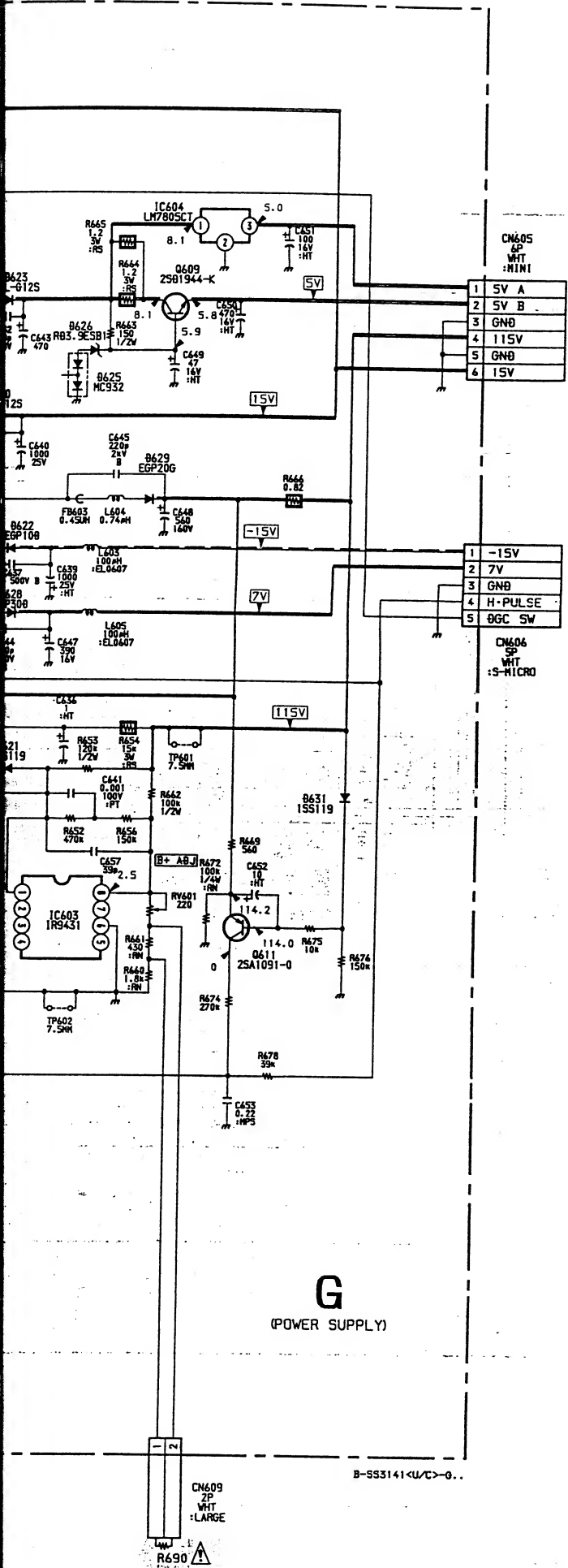
| |
|--------------------|
| SPEED UP |
| PROTECT |
| PROTECT |
| PROTECT |
| PROTECT |
| PROTECT |
| PROTECT |
| PROTECT |
| PROTECT |
| PROTECT |
| PROTECT |
| PROTECT |
| PROTECT |
| PROTECT |
| PROTECT |
| PROTECT |
| PROTECT |
| PROTECT |
| PROTECT |
| PROTECT |
| PROTECT |
| SHIFT REGISTER |
| SHIFT REGISTER |
| AUDIO SW |
| AUDIO SW |
| VIDEO SW |
| (A . RGB . BUFFER) |
| (A . S . BUFFER) |
| (A . B . BUFFER) |
| (A . A . BUFFER) |
| (S . B . BUFFER) |
| (B . BUFFER) |
| (G . BUFFER) |
| (R . BUFFER) |
| (C . BUFFER) |
| (Y . BUFFER) |
| (V . B . BUFFER) |
| VIDEO IN BUFFER |
| (V . A . BUFFER) |
| 16 : 5 COIET |

G BOARD IC602 MM1108XS



S BOARD IC801 Z8612812PSC

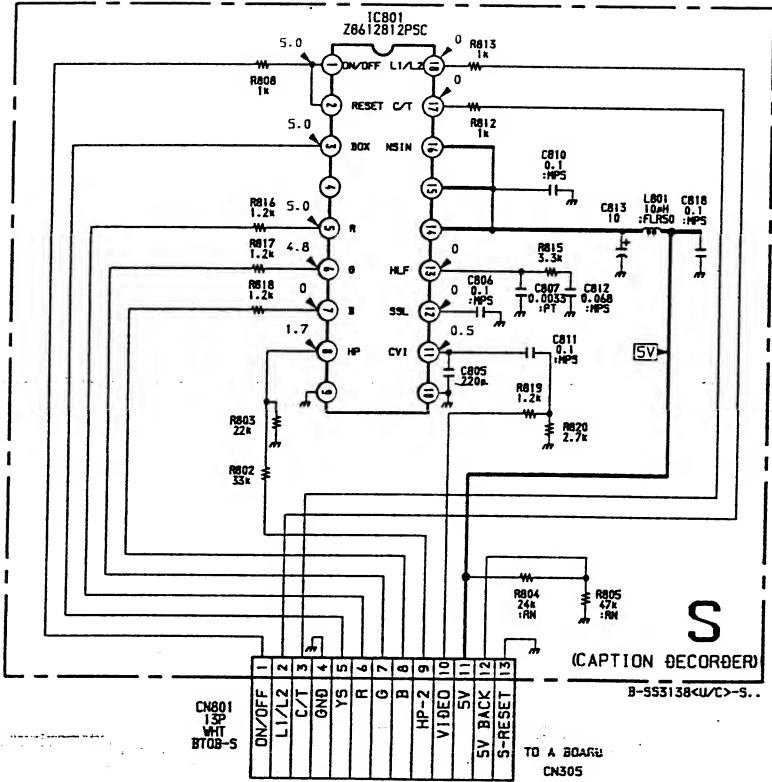




H BOARD

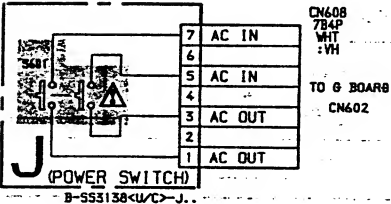
| Ref | LOCATION | PVM-1350 | PVM-1351Q/1354Q |
|-------|----------|----------|-----------------|
| D2103 | A-5 | - | TLY123 |
| R2102 | A-5 | - | 820 |
| R2136 | B-1 | - | 500 |
| R2137 | B-1 | - | 500 |
| R2138 | B-2 | - | 500 |
| R2141 | B-3 | - | 500 |
| S2105 | C-3 | - | O |
| S2110 | C-2 | - | O |
| S2111 | C-1 | - | O |
| S2112 | C-1 | - | O |

O: TO BE MOUNT
-: NOT MOUNT



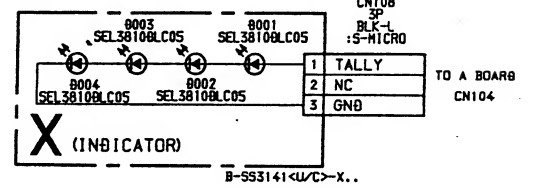
S BOARD

IC801 CAPTION DECODER



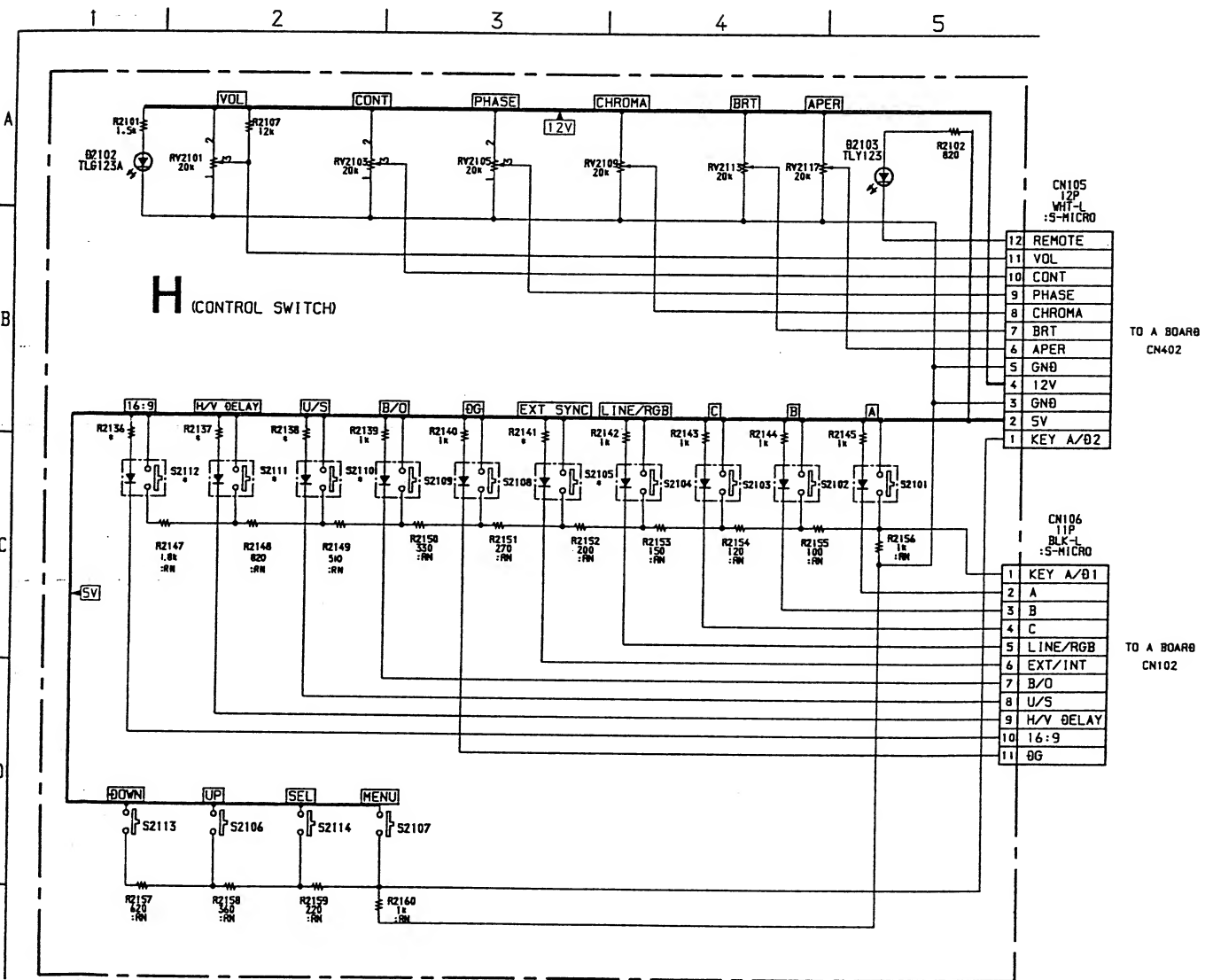
J (POWER SWITCH)

(PVM-1351Q/1354Q only)

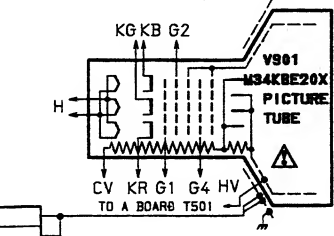
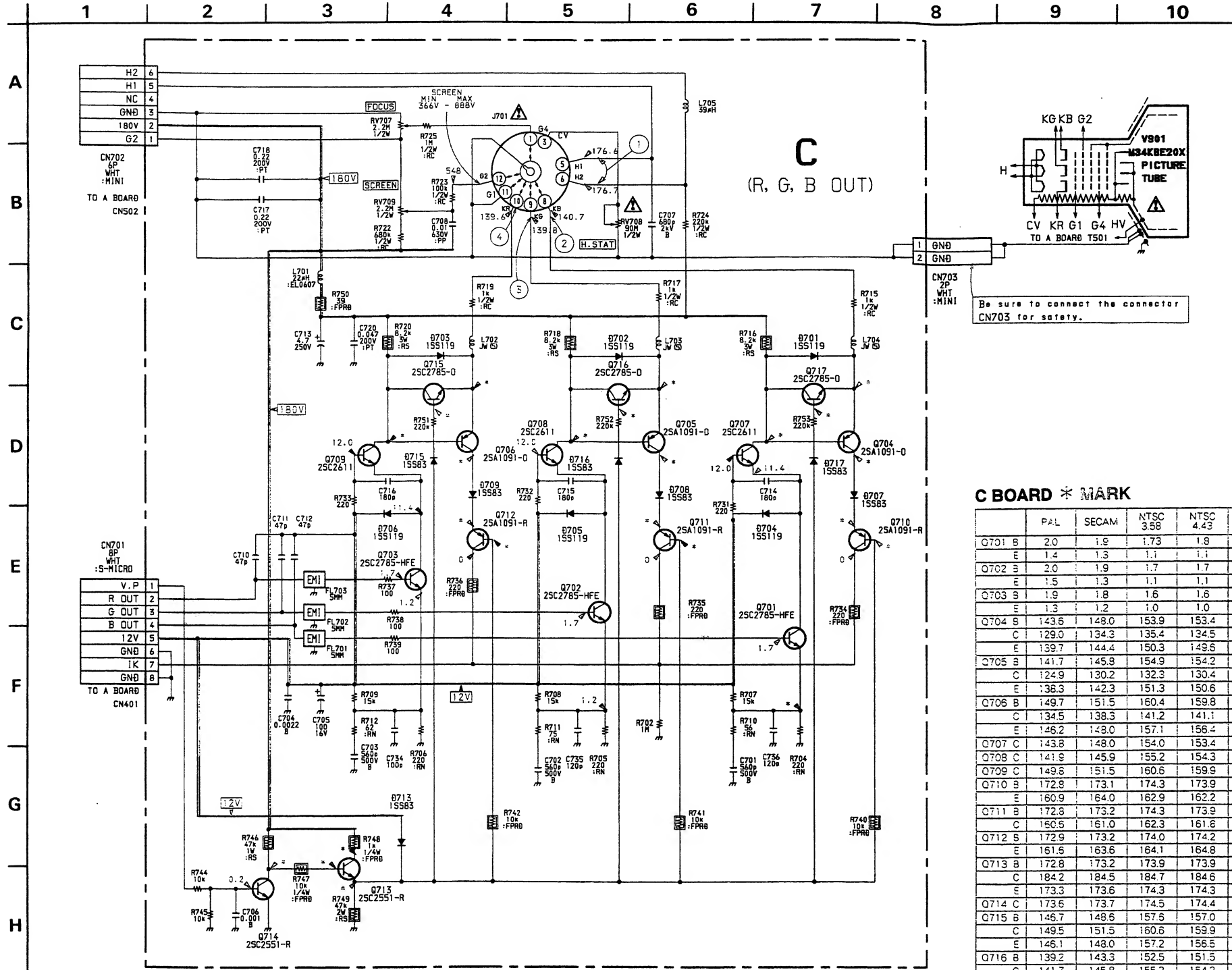


X BOARD

| | |
|------|-------------|
| D001 | TALLY LED 1 |
| D002 | TALLY LED 2 |
| D003 | TALLY LED 3 |
| D004 | TALLY LED 4 |



H (CONTROL SWITCH)

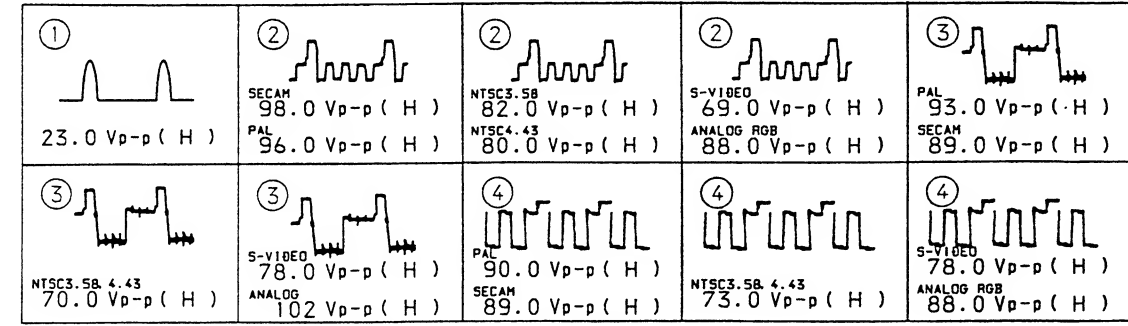


Be sure to connect the connector CN703 for safety.

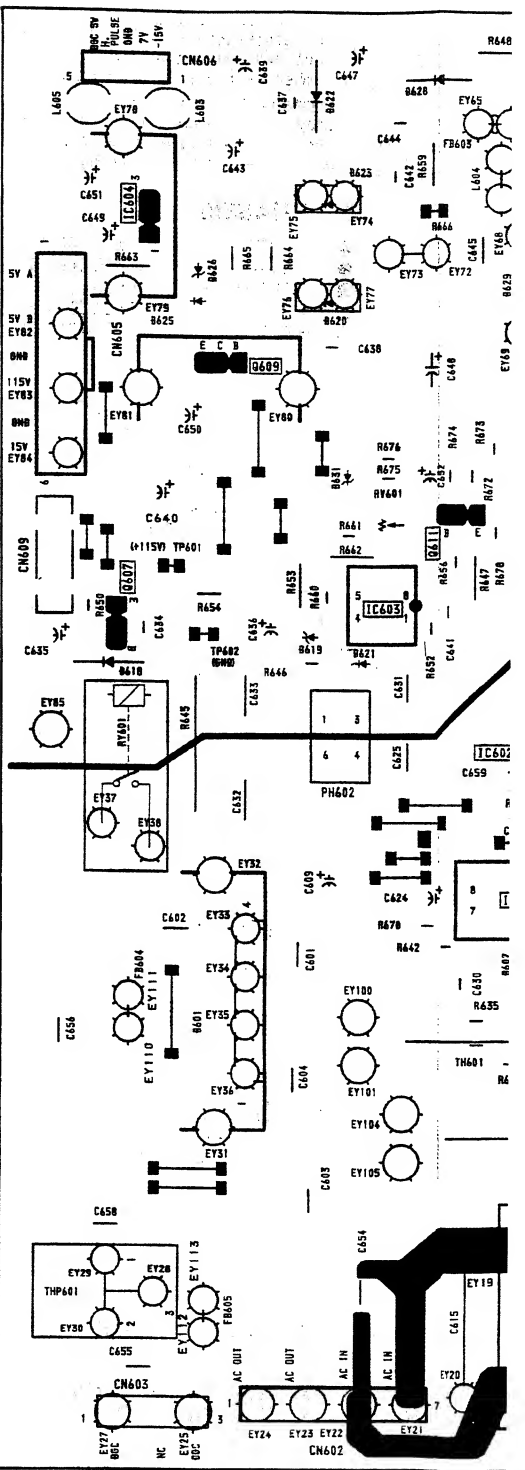
C BOARD * MARK

| | PAL | SECAM | NTSC 3.58 | NTSC 4.43 | S-VIDEO | ANALOG RGB |
|--------|-------|-------|-----------|-----------|---------|------------|
| Q701 B | 2.0 | 1.9 | 1.73 | 1.8 | 1.8 | 2.0 |
| E | 1.4 | 1.3 | 1.1 | 1.1 | 1.2 | 1.4 |
| Q702 B | 2.0 | 1.9 | 1.7 | 1.7 | 1.8 | 2.0 |
| E | 1.5 | 1.3 | 1.1 | 1.1 | 1.2 | 1.4 |
| Q703 B | 1.9 | 1.8 | 1.6 | 1.6 | 1.8 | 1.9 |
| E | 1.3 | 1.2 | 1.0 | 1.0 | 1.2 | 1.3 |
| Q704 B | 143.6 | 148.0 | 153.9 | 153.4 | 144.9 | 143.8 |
| C | 129.0 | 134.3 | 135.4 | 134.5 | 31.2 | 111.5 |
| E | 139.7 | 144.4 | 150.3 | 149.8 | 140.4 | 140.1 |
| Q705 B | 141.7 | 145.8 | 154.9 | 154.2 | 145.0 | 141.8 |
| C | 124.9 | 130.2 | 132.3 | 130.4 | 60.4 | 106.6 |
| E | 138.3 | 142.3 | 151.3 | 150.6 | 140.7 | 138.5 |
| Q706 B | 149.7 | 151.5 | 160.4 | 159.8 | 144.9 | 148.5 |
| C | 134.5 | 138.3 | 141.2 | 141.1 | 103.2 | 114.7 |
| E | 146.2 | 148.0 | 157.1 | 156.4 | 140.8 | 145.0 |
| Q707 C | 143.8 | 148.0 | 154.0 | 153.4 | 144.9 | 143.7 |
| Q708 C | 141.9 | 145.9 | 155.2 | 154.3 | 145.0 | 141.8 |
| Q709 C | 149.8 | 151.5 | 160.6 | 159.9 | 144.9 | 148.5 |
| Q710 B | 172.9 | 173.1 | 174.3 | 173.9 | 167.0 | 173.5 |
| E | 160.9 | 164.0 | 162.9 | 162.2 | 154.0 | 161.2 |
| Q711 B | 172.8 | 173.2 | 174.3 | 173.9 | 167.0 | 173.5 |
| C | 160.5 | 161.0 | 162.3 | 161.8 | 154.1 | 161.3 |
| Q712 S | 172.9 | 173.2 | 174.0 | 174.2 | 167.0 | 173.5 |
| E | 161.6 | 163.6 | 164.1 | 164.8 | 154.5 | 161.4 |
| Q713 B | 172.8 | 173.2 | 173.9 | 173.9 | 166.8 | 173.5 |
| C | 184.2 | 184.5 | 184.7 | 184.6 | 176.6 | 183.8 |
| E | 173.3 | 173.6 | 174.3 | 174.3 | 167.2 | 173.9 |
| Q714 C | 173.6 | 173.7 | 174.5 | 174.4 | 167.4 | 174.1 |
| Q715 B | 146.7 | 148.6 | 157.5 | 157.0 | 140.3 | 145.7 |
| C | 149.5 | 151.5 | 160.6 | 159.9 | 144.9 | 148.5 |
| E | 146.1 | 148.0 | 157.2 | 156.5 | 140.7 | 145.0 |
| Q716 B | 139.2 | 143.3 | 152.5 | 151.5 | 140.7 | 139.4 |
| C | 141.7 | 145.8 | 155.2 | 154.2 | 145.1 | 141.8 |
| E | 138.2 | 142.3 | 151.4 | 150.5 | 140.6 | 138.4 |
| Q717 B | 140.9 | 145.4 | 151.7 | 150.8 | 140.6 | 141.2 |
| C | 143.6 | 148.0 | 154.1 | 153.4 | 144.9 | 143.8 |
| E | 139.8 | 144.4 | 150.5 | 149.6 | 140.4 | 140.0 |

C BOARD WAVEFORMS

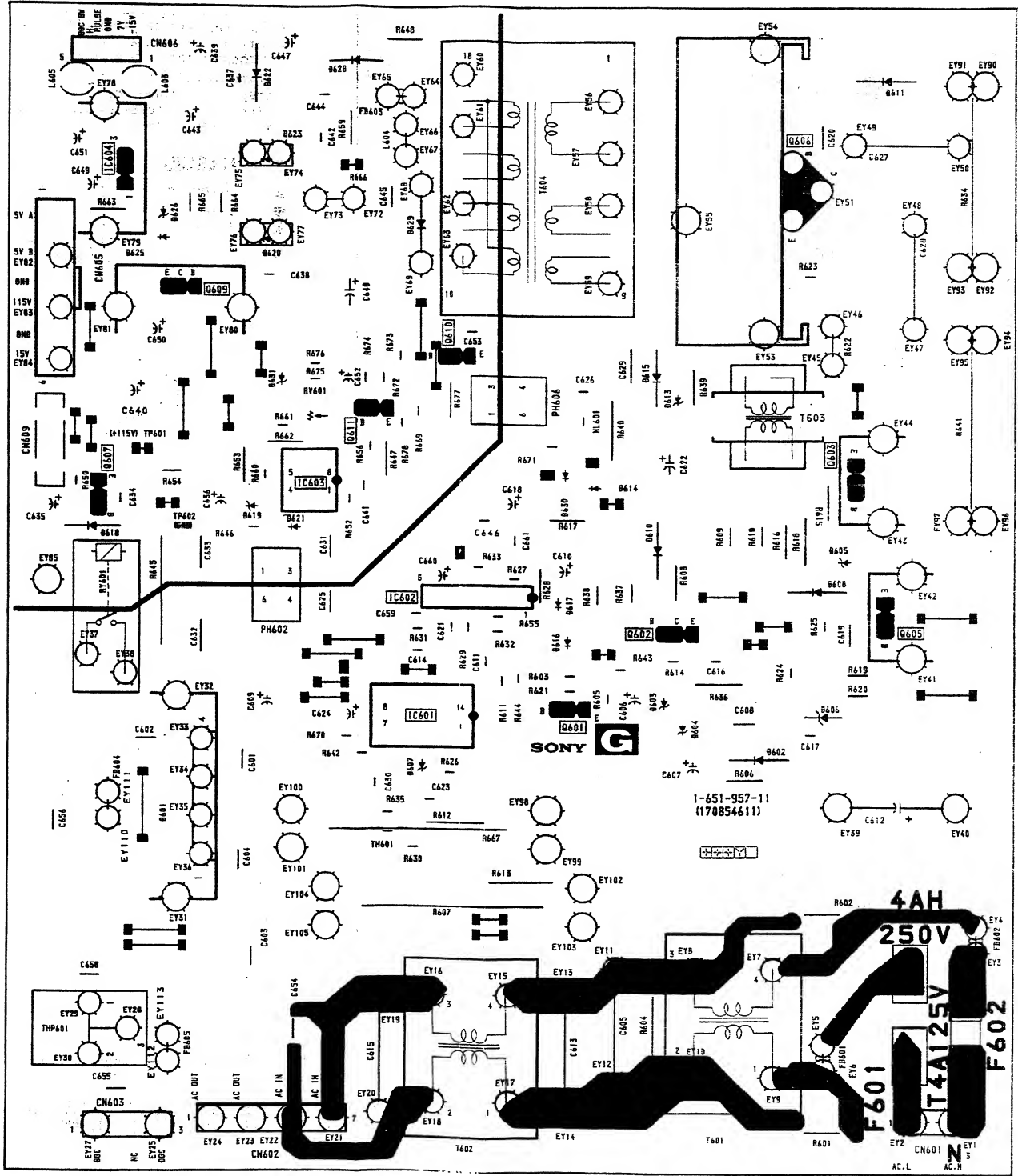


- G BOARD -

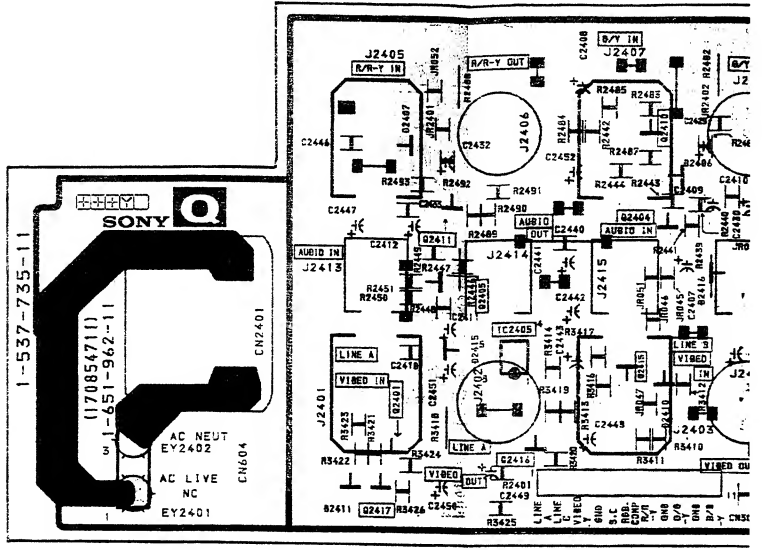


G [POWER SUPPLY] **Q** [VIDEO IN, VIDEO SW, Y/C-VIDEO IN/OUT, R. G. B SIGNAL INPUT, AUDIO IN, AUDIO SW] **H** [CONTROL SWITCH] **X** [INDICATOR] **J** [POWER SWITCH] **C** [R. G. B OUT] **S**

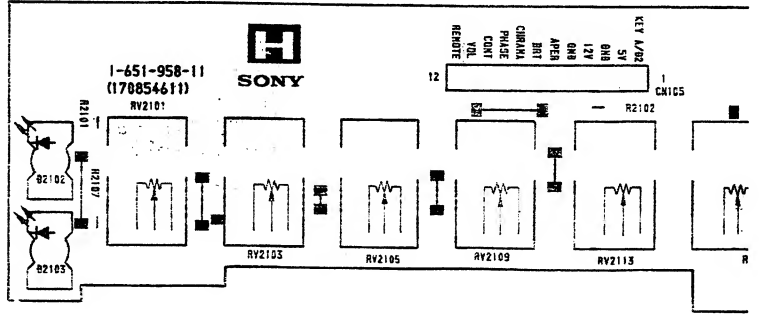
- G BOARD -



- Q BOARD -

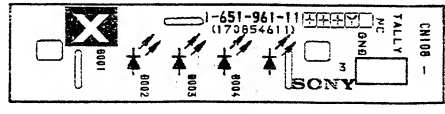


- H BOARD -

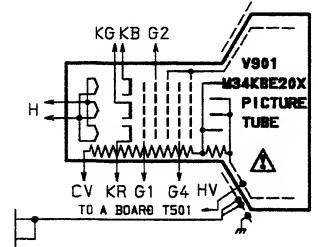
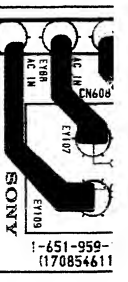


(PVM-1351Q/1354Q only)

- X BOARD -



- J BOARD -



sure to connect the connector 703 for safety.

BOARD * MARK

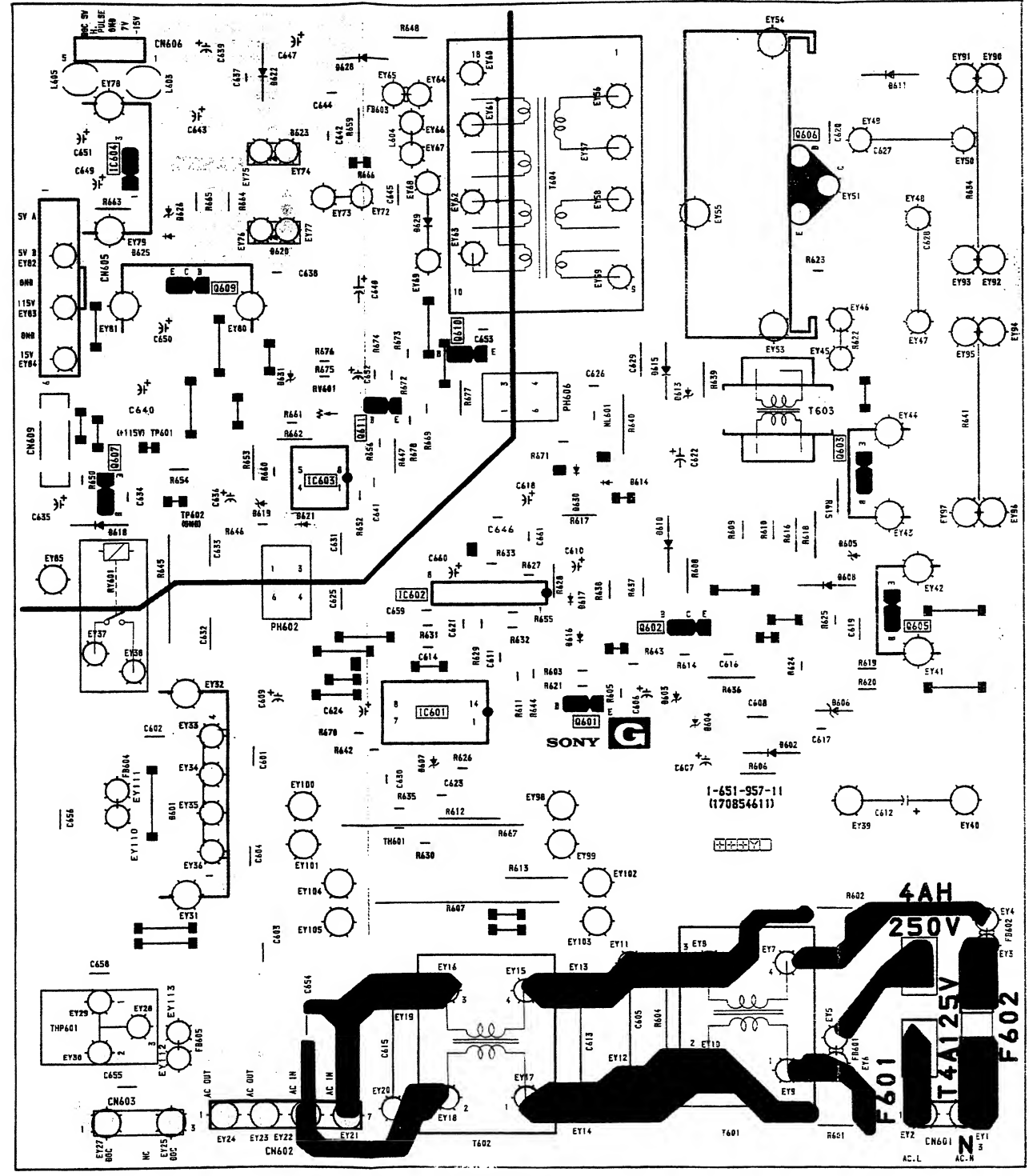
| | PAL | SECAM | NTSC 3.58 | NTSC 4.43 | S-VIDEO | ANALOG RGB |
|-------|-------|-------|-----------|-----------|---------|------------|
| 701 B | 2.0 | 1.9 | 1.73 | 1.8 | 1.8 | 2.0 |
| E | 1.4 | 1.3 | 1.1 | 1.1 | 1.2 | 1.4 |
| 702 B | 2.0 | 1.9 | 1.7 | 1.7 | 1.8 | 2.0 |
| E | 1.5 | 1.3 | 1.1 | 1.1 | 1.2 | 1.4 |
| 703 B | 1.9 | 1.8 | 1.6 | 1.6 | 1.8 | 1.9 |
| E | 1.3 | 1.2 | 1.0 | 1.0 | 1.2 | 1.3 |
| 704 B | 143.6 | 148.0 | 153.9 | 153.4 | 144.9 | 143.8 |
| C | 129.0 | 134.3 | 135.4 | 134.5 | 31.2 | 111.5 |
| E | 139.7 | 144.4 | 150.3 | 149.6 | 140.4 | 140.1 |
| 705 B | 141.7 | 145.8 | 154.9 | 154.2 | 145.0 | 141.8 |
| C | 124.9 | 130.2 | 132.3 | 130.4 | 60.4 | 108.6 |
| E | 138.3 | 142.3 | 151.3 | 150.6 | 140.7 | 138.5 |
| 706 B | 149.7 | 151.5 | 160.4 | 159.8 | 144.9 | 148.6 |
| C | 134.5 | 138.3 | 141.2 | 141.1 | 103.2 | 114.7 |
| E | 146.2 | 148.0 | 157.1 | 156.4 | 140.8 | 145.0 |
| 707 C | 143.8 | 148.0 | 154.0 | 153.4 | 144.9 | 143.7 |
| 708 C | 141.9 | 145.9 | 155.2 | 154.3 | 145.0 | 141.8 |
| 709 C | 149.8 | 151.5 | 160.6 | 159.9 | 144.9 | 148.5 |
| 710 B | 172.8 | 173.1 | 174.3 | 173.9 | 167.0 | 173.5 |
| E | 160.9 | 164.0 | 162.9 | 162.2 | 154.0 | 161.2 |
| 711 B | 172.8 | 173.2 | 174.3 | 173.9 | 167.0 | 173.5 |
| C | 160.6 | 161.0 | 162.3 | 161.8 | 154.1 | 161.3 |
| 712 B | 172.9 | 173.2 | 174.0 | 174.2 | 167.0 | 173.5 |
| E | 161.6 | 163.6 | 164.1 | 164.8 | 154.5 | 161.4 |
| 713 B | 172.8 | 173.2 | 173.9 | 173.9 | 166.8 | 173.5 |
| C | 184.2 | 184.5 | 184.7 | 184.6 | 176.6 | 183.8 |
| E | 173.3 | 173.6 | 174.3 | 174.3 | 167.2 | 173.9 |
| 714 C | 173.6 | 173.7 | 174.5 | 174.4 | 167.4 | 174.1 |
| 715 B | 146.7 | 148.6 | 157.6 | 157.0 | 140.3 | 145.7 |
| C | 149.5 | 151.5 | 160.6 | 159.9 | 144.9 | 148.5 |
| E | 146.1 | 148.0 | 157.2 | 156.5 | 140.7 | 145.0 |
| 716 B | 139.2 | 143.3 | 152.5 | 151.5 | 140.7 | 139.4 |
| C | 141.7 | 145.9 | 155.2 | 154.2 | 145.1 | 141.8 |
| E | 138.2 | 142.3 | 151.4 | 150.5 | 140.6 | 138.4 |
| 717 B | 140.9 | 145.4 | 151.7 | 150.8 | 140.6 | 141.2 |
| C | 143.6 | 148.0 | 154.1 | 153.4 | 144.9 | 143.8 |
| E | 139.8 | 144.4 | 150.5 | 149.6 | 140.4 | 140.0 |

- D701 PROTECT 1
- D702 PROTECT 2
- D703 PROTECT 3
- D704 PROTECT 4
- D705 PROTECT 5
- D706 PROTECT 6
- D707 PROTECT 7
- D708 PROTECT 8
- D709 PROTECT 9
- D713 PROTECT 10
- D715 PROTECT 11
- D716 PROTECT 12
- D717 PROTECT 13

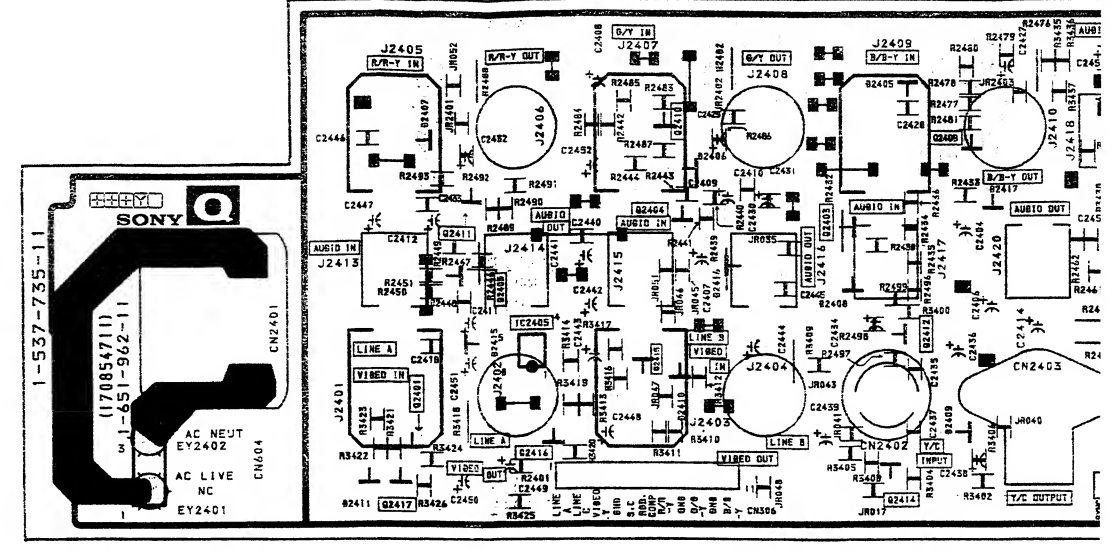
- Q701 B DRIVE
- Q702 G DRIVE
- Q703 R DRIVE
- Q704 B BUFF
- Q705 G BUFF
- Q706 R BUFF
- Q707 B OUT
- Q708 G OUT
- Q709 R OUT
- Q710 IK SW 1
- Q711 IK SW 2
- Q712 IK SW 3
- Q713 V. BLK OUT
- Q714 V. BLK INT
- Q715 TRACE SW 1
- Q716 TRACE SW 2
- Q717 TRACE SW 3

G [POWER SUPPLY] **Q** [VIDEO IN, VIDEO SW, Y/C-VIDEO IN/OUT, R. G. B SIGNAL INPUT, AUDIO IN, AUDIO SW] **H** [CONTROL SWITCH] **X** [INDICATOR] **J** [POWER SWITCH] **C** [R. G. B OUT] **S** [CAPTION DECORDER]

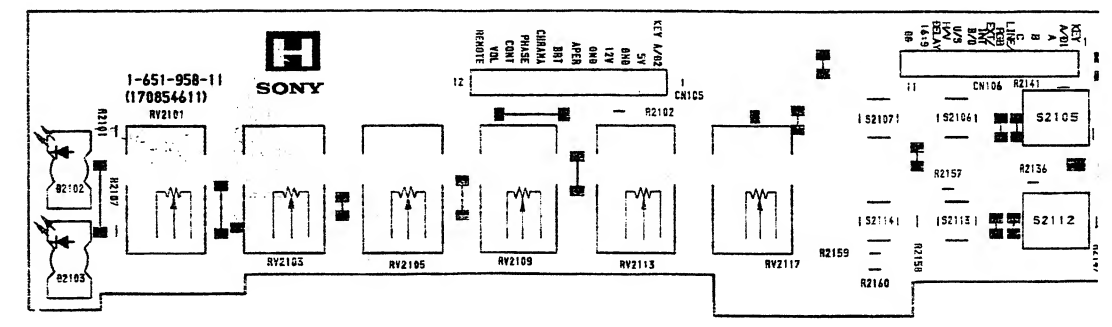
- G BOARD -



- Q BOARD -

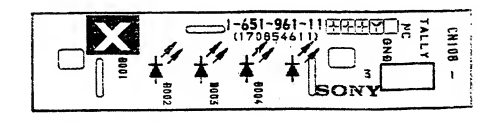


- H BOARD -

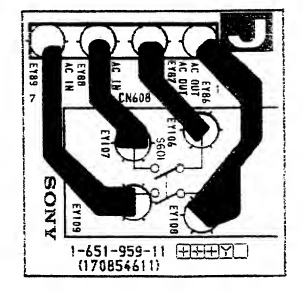


(PVM-1351Q/1354Q only)

- X BOARD -



- J BOARD -

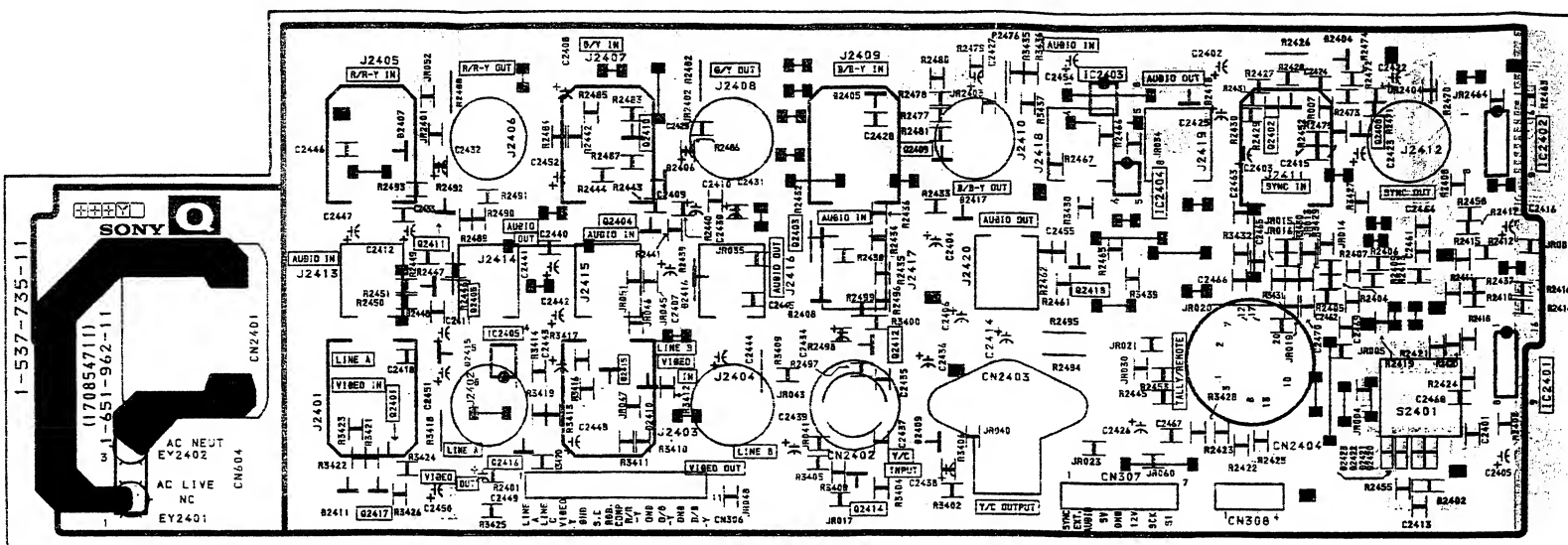
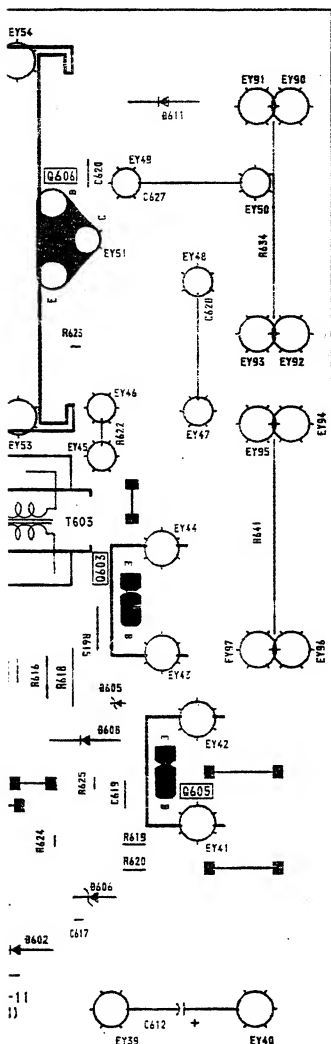


| S-VIDEO | ANALOG RGB |
|---------|------------|
| 1.8 | 2.0 |
| 1.2 | 1.4 |
| 1.8 | 2.0 |
| 1.2 | 1.4 |
| 1.8 | 1.9 |
| 1.2 | 1.3 |
| 144.9 | 143.8 |
| 31.2 | 111.5 |
| 140.4 | 140.1 |
| 145.0 | 141.8 |
| 60.4 | 106.6 |
| 140.7 | 139.5 |
| 144.9 | 148.6 |
| 103.2 | 114.7 |
| 140.8 | 145.0 |
| 144.9 | 143.7 |
| 145.0 | 141.8 |
| 144.9 | 148.5 |
| 167.0 | 173.5 |
| 154.0 | 161.2 |
| 167.0 | 173.5 |
| 154.1 | 161.3 |
| 167.0 | 173.5 |
| 154.5 | 161.4 |
| 168.8 | 173.5 |
| 176.6 | 183.8 |
| 167.2 | 173.9 |
| 167.4 | 174.1 |
| 140.3 | 145.7 |
| 144.9 | 148.5 |
| 140.7 | 145.0 |
| 140.7 | 139.4 |
| 145.1 | 141.8 |
| 140.6 | 138.4 |
| 140.6 | 141.2 |
| 144.9 | 143.8 |
| 140.4 | 140.0 |

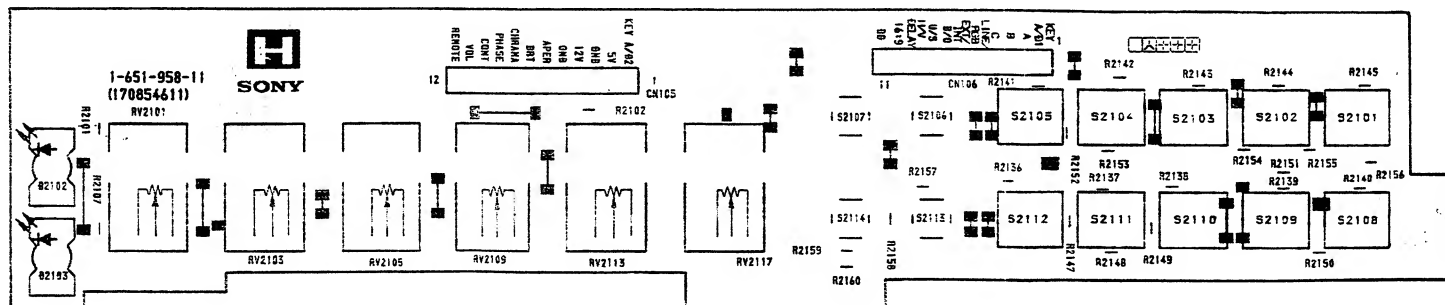
| | |
|------|------------|
| D701 | PROTECT 1 |
| D702 | PROTECT 2 |
| D703 | PROTECT 3 |
| D704 | PROTECT 4 |
| D705 | PROTECT 5 |
| D706 | PROTECT 6 |
| D707 | PROTECT 7 |
| D708 | PROTECT 8 |
| D709 | PROTECT 9 |
| D713 | PROTECT 10 |
| D715 | PROTECT 11 |
| D716 | PROTECT 12 |
| D717 | PROTECT 13 |
| Q701 | B DRIVE |
| Q702 | G DRIVE |
| Q703 | R DRIVE |
| Q704 | B BUFF |
| Q705 | G BUFF |
| Q706 | R BUFF |
| Q707 | B OUT |
| Q708 | G OUT |
| Q709 | R OUT |
| Q710 | IK SW 1 |
| Q711 | IK SW 2 |
| Q712 | IK SW 3 |
| Q713 | V. BLK OUT |
| Q714 | V. BLK INT |
| Q715 | TRACE SW 1 |
| Q716 | TRACE SW 2 |
| Q717 | TRACE SW 3 |

H [CONTROL SWITCH] **X** [INDICATOR] **J** [POWER SWITCH] **C** [R. G. B OUT] **S** [CAPTION DECORDER]

- Q BOARD -

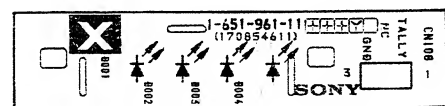


- H BOARD -

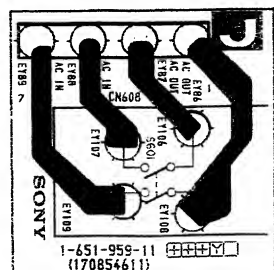


(PVM-1351Q/1354Q only)

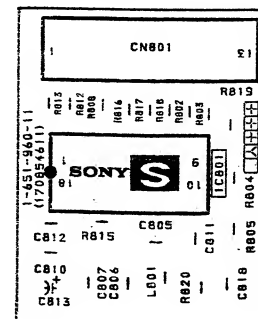
- X BOARD -



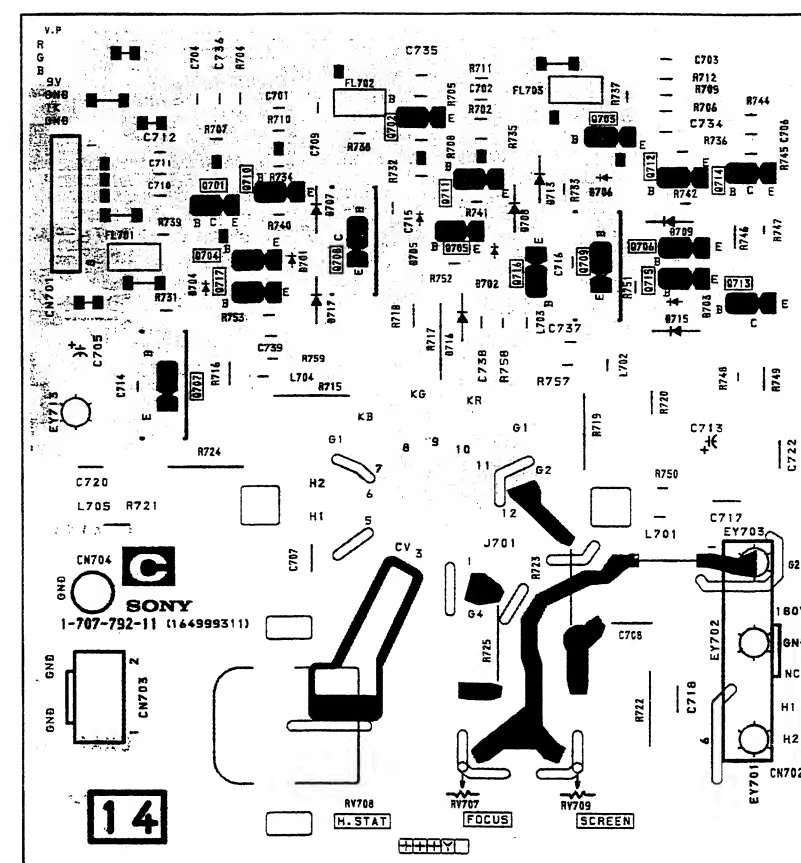
- J BOARD -



- S BOARD -



- C BOARD -

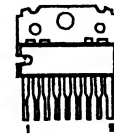


Schematic diagram

← C board

6-5. SEMICONDUCTORS

AN5265



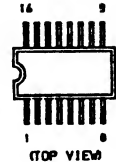
LM7805CT



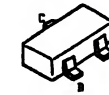
M62358FP-E1



XRU4052BF



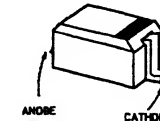
DTA144EK
DTC124EK
DTA144EK
2SA1037K-Q
2SA1162-G
2SC1623-L5L6
2SC2412K



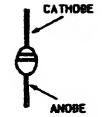
2SC3460
2SD1397-CA



DTZ11B
DTZ13C
DTZ3.6A
DTZ5.6B
DTZ6.2
MA110
R04.75B
1SV232-TPH3
1SV230-TPHR3




ERC38-06
V19E
V19G



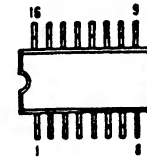
R0105BL



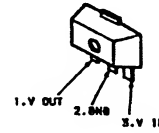
BA7655AF-E2
LM358D
NJM2245M
XRA4558F
XRA10393F



MC14094BF



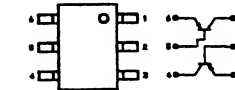
S-80743AL-A7-S



XRU4053BF-E2



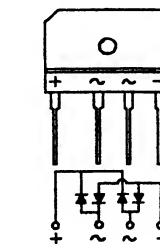
IMT1US



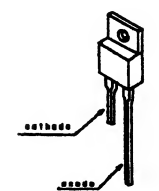
2SC2958-L
2SD774-3
2SD774-34



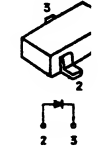
04SB60L



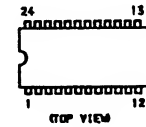
FML-G12S



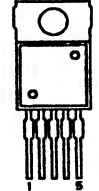
1SS184



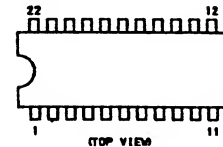
CXA1214P



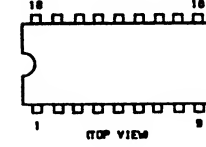
MC14538BF



#PC1377C



Z8612812PSC



IMX1



2SD1134-C
2SD1944-K



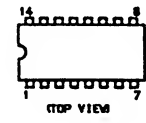
CXA1478S



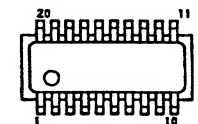
MM1108XS



#PC1394C



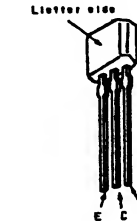
μ PD6451AGT-632-E2
#PD6451AGT-629-E2



2SA1091-O
2SC2551O
2SC2551-RO

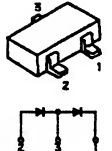


2SA1175-HFE
2SC2785-HFE

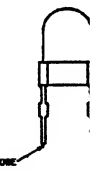


EGP100
EGP300
EGP200
EL1Z
ERB44-06
GP080
RGP02-17EL-6433
RGP10GPKG23
UF5406
1SS83
10E-2

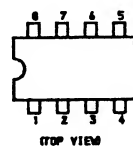
MA157
1SS226



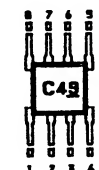
SEL3810DLCO



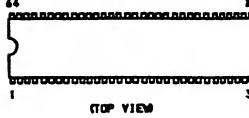
IR9431
ST24C02AB1



MM1148XF
MM1149XF



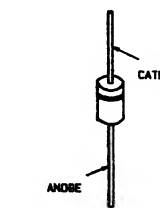
#PD78013YCW-Y03



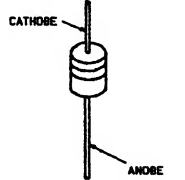
2SA1220A-P
2SC2611
2SC2688-LK
2SC2690A-Q



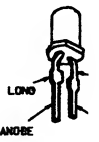
ERC06-1SS
RH-1A
RH-1Z
RU-3AM
S1B01-04
S1B01-06



R0110EB
R015ES-B2
R03.9ES-B1
R039ES-B4
R06.8ES-B2
1SS119



SLP281C-50
TLG123A
TLY123



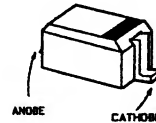
SECTION 7
EXPLODED VIEWS

ØTA144EK
ØTC124EK
ØTC144EK
2SA1037K-Q
2SA1162-G
2SC1623-L5L6
2SC2412K

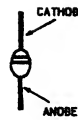
2SC3460
2SB1397-CA



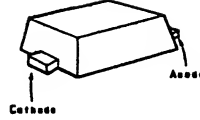
ØTZ11B
ØTZ13C
ØTZ3.6A
ØTZ5.6B
ØTZ6.2
MA110
RØ4.75B
1SV232-TPH3
1SV230-TPHR3



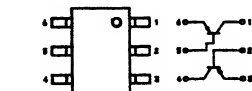
ERC38-06
V19E
V19G



RØ10SBL



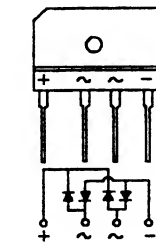
IMT1US



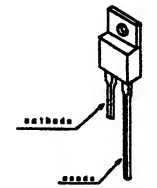
2SC2958-L
2SB774-3
2SB774-34



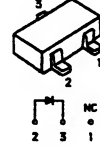
Ø4SB60L



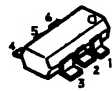
FML-G125



1SS184



IMX1



2SB1134-C
2SB1944-K

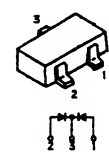


2SA1091-0
2SC25510
2SC2551-RO

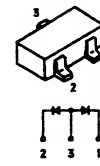


EGP10Ø
EGP30Ø
EGP20G
EL1Z
ERB44-06
GPØØØ
RGP02-17EL-6433
RGP10ØPKG23
UF5406
1SS83
1ØE-2

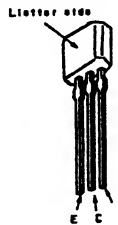
MA151WK



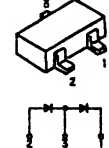
1S2835
1S2836



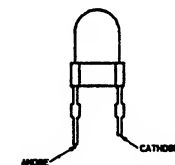
2SA1175-HFE
2SC2785-HFE



MA157
1SS226



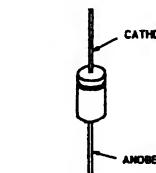
SEL3810ØLC05



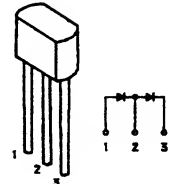
2SA1220A-P
2SC2611
2SC2688-LK
2SC2690A-Q



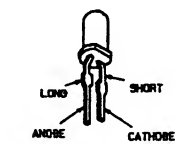
ERC06-15S
RH-1A
RH-1Z
RU-3AM
S1B01-04
S1B01-06



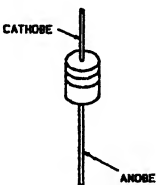
MC932



SLP281C-50
TLG123A
TLY123



RØ110EB
RØ15ES-B2
RØ3.9ES-B1
RØ39ES-B4
RØ6.8ES-B2
1SS119

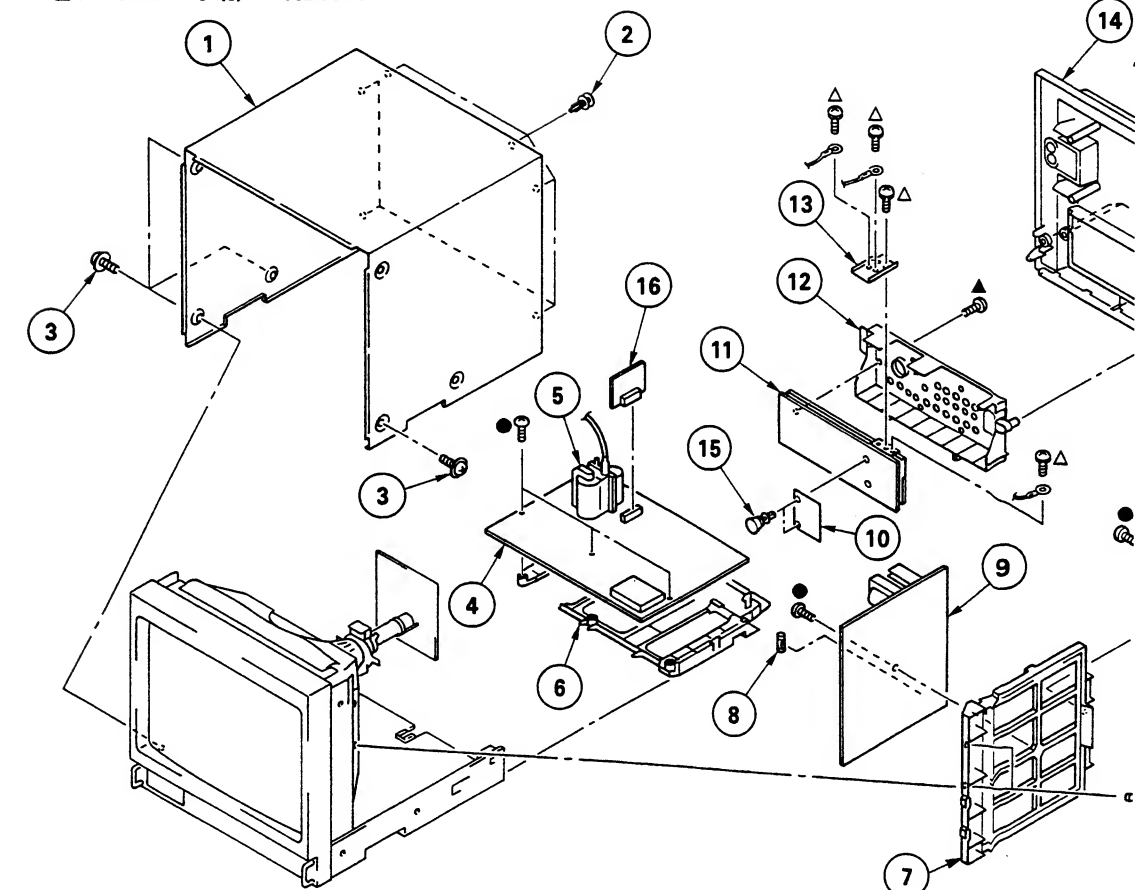


NOTE:

- Items with no part number and no description are not stocked because they are seldom required for routine service.
- The construction parts of an assembled part are indicated with a collation number in the remark column.
- Items marked " * " are not stocked since they are seldom required for routine service. Some delay should be anticipated when ordering these items.

7-1. CHASSIS

- ▲: + BVTP3 × 8 7-685-646-79
- : + BVTP3 × 12 7-685-648-79
- : + BVTP4 × 16 7-685-663-79
- △: + PS4 × 8 7-682-661-09
- : + BVTT4 × 8 (S) 7-682-561-04



The components identified by shading and mark ▲ are critical for safety. Replace only with part number specified.

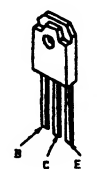
Les composants identifiés par une trame et une marque ▲ sont critiques pour la sécurité. Ne les remplacer que par une pièce portant le numéro spécifié.

| REF.NO. | PART NO. | DESCRIPTION | REMARK | REF.NO. | PART NO. | DESCRIPTION |
|---------|----------------|-------------------------------------|--------|---------|---------------|------------------------------------|
| 1 | X-4031-775-2 | COVER ASSY, TOP | | 10 | *4-044-053-01 | SHEET, AC COVER |
| 2 | 4-391-825-01 | RIVET, NYLON | | 11 | 1-537-735-11 | TERMINAL BOARD ASSY, I/I |
| 3 | 4-847-802-11 | SCREW (OS), CASE, CLAW | | | 1-537-735-21 | TERMINAL BOARD ASSY, I/I |
| 4 | *A-1297-195-A | A BOARD, COMPLETE (PVM-1351Q/1354Q) | | 12 | 4-043-688-01 | PANEL, CONNECTOR (PVM-1351Q/1354Q) |
| | *A-1297-196-A | A BOARD, COMPLETE (PVM-1350) | | | 4-043-688-11 | PANEL, CONNECTOR (PVM-1350) |
| 5 | ▲ 1-453-163-11 | TRANSFORMER ASSY, FLYBACK | | 13 | *4-043-678-01 | TERMINAL, GROUND |
| 6 | *4-043-690-01 | BRACKET, MAIN | | 14 | 4-043-687-01 | COVER, REAR |
| 7 | *4-043-689-01 | BRACKET, G | | 15 | 4-386-618-01 | RIVET, T TYPE |
| 8 | ▲ 1-532-746-11 | FUSE, GLASS TUBE (4.0A/125V) | | 16 | *A-1390-391-A | S BOARD, COMPLETE |
| 9 | *A-1316-174-A | G BOARD, COMPLETE | | 17 | *4-044-256-01 | SHEET METAL, G REINFORCI |

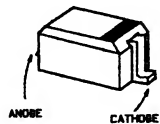
**SECTION 7
EXPLODED VIEWS**

ØTA144EK
ØTC124EK
ØTC144EK
2SA1037K-Q
2SA1162-G
2SC1623-L5L6
2SC2412K

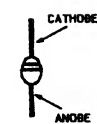
2SC3460
2SB1397-CA



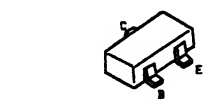
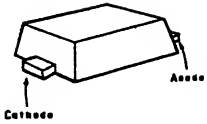
ØTZ11B
ØTZ13C
ØTZ3.6A
ØTZ5.6B
ØTZ6.2
MA110
RD4.75B
1SV232-TPH3
1SV230-TPHR3



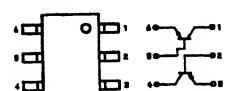
ERC38-06
V19E
V19G




RD10SBL



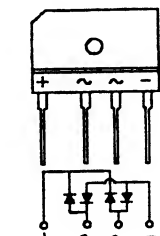
IMT1U5



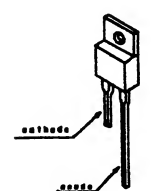
2SC2958-L
2SB774-3
2SB774-34



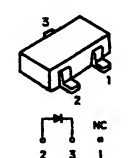
Ø4SB60L



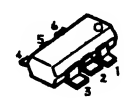
FML-G12S



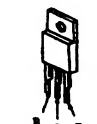
1SS184



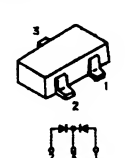
IMX1



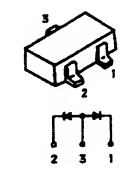
2SB1134-C
2SB1944-K



MA151WK



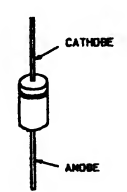
1S2835
1S2836



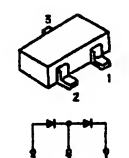
2SA1091-O
2SC2551O
2SC2551-RO



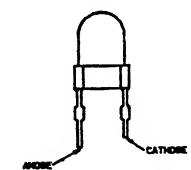
EGP10Ø
EGP30Ø
EGP20G
EL1Z
ERB44-06
GP08Ø
RGP02-17EL-6433
RGP10GPKG23
UF5406
1SS83
10E-2



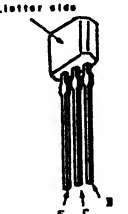
MA157
1SS226



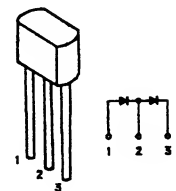
SEL3810ØLC05



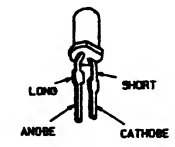
2SA1175-HFE
2SC2785-HFE




MC932



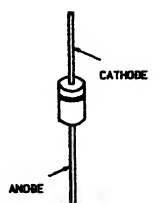
SLP281C-50
TLG123A
TLY123



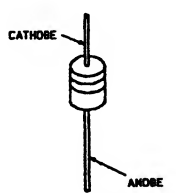
2SA1220A-P
2SC2611
2SC2688-LK
2SC2690A-Q



ERC06-15S
RH-1A
RH-1Z
RU-3AM
S1B01-04
S1B01-06



RD110EB
RD15ES-B2
RD3.9ES-B1
RD39ES-B4
RD6.8ES-B2
1SS119



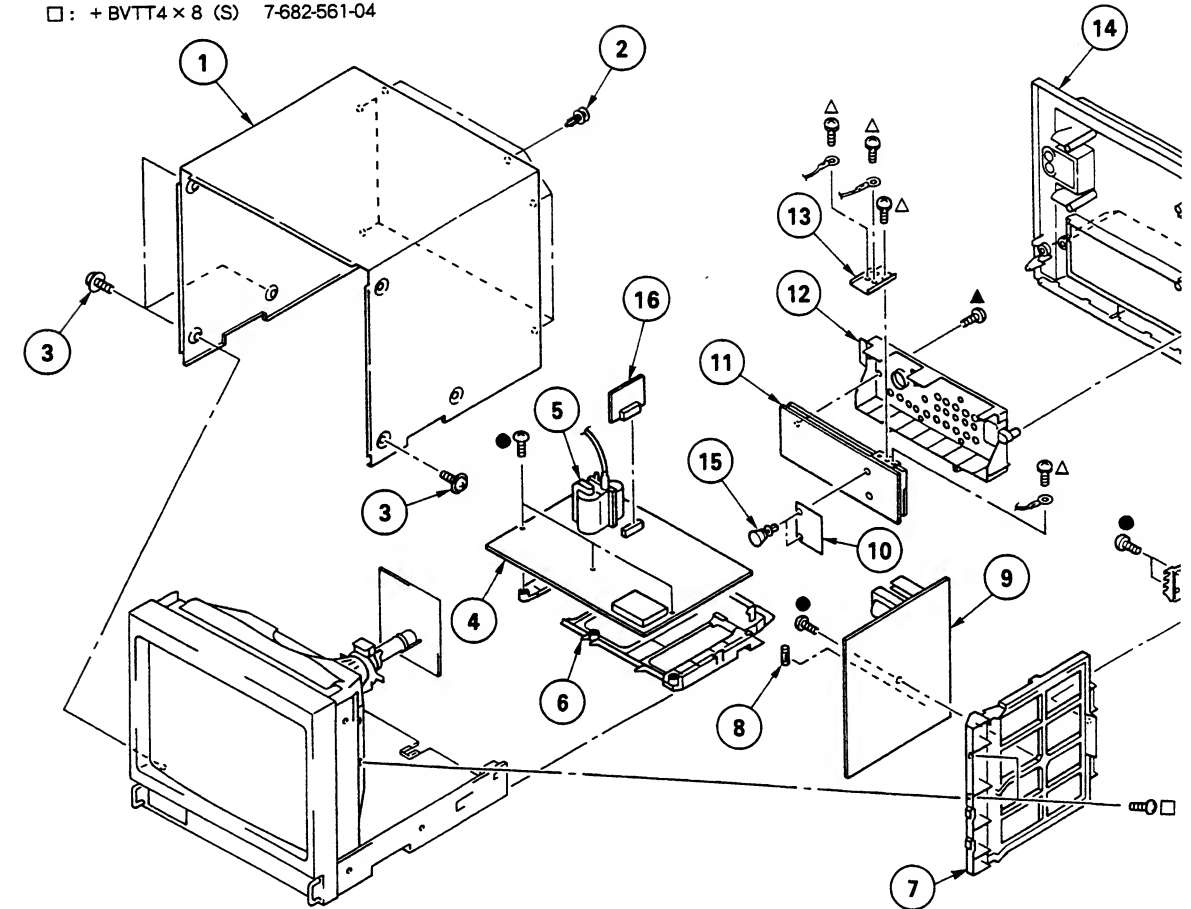
NOTE:
• Items with no part number and no description are not stocked because they are seldom required for routine service.
• The construction parts of an assembled part are indicated with a collation number in the remark column.
• Items marked "*" are not stocked since they are seldom required for routine service. Some delay should be anticipated when ordering these items.

The components identified by shading and mark Δ are critical for safety. Replace only with part number specified.

Les composants identifiés par une trame et une marque Δ sont critiques pour la sécurité. Ne les remplacer que par une pièce portant le numéro spécifique.

7-1. CHASSIS

- Δ : + BVTP3 x 8 7-685-646-79
- : + BVTP3 x 12 7-685-648-79
- : + BVTP4 x 16 7-685-663-79
- Δ : + PS4 x 8 7-682-661-09
- : + BVTT4 x 8 (S) 7-682-561-04



| REF. NO. | PART NO. | DESCRIPTION | REMARK | REF. NO. | PART NO. | DESCRIPTION |
|----------|-----------------------|-------------------------------------|--------|----------|---------------|---|
| 1 | X-4031-775-2 | COVER ASSY, TOP | | 10 | *4-044-053-01 | SHEET, AC COVER |
| 2 | 4-391-825-01 | RIVET, NYLON | | 11 | 1-537-735-11 | TERMINAL BOARD ASSY, I/O (A) (PVM-1350) |
| 3 | 4-847-802-11 | SCREW (OS), CASE, CLAW | | 12 | 1-537-735-21 | TERMINAL BOARD ASSY, I/O (E) (PVM-1350) |
| 4 | *A-1297-195-A | A BOARD, COMPLETE (PVM-1351Q/1354Q) | | | 4-043-688-01 | PANEL, CONNECTOR (PVM-1351Q) |
| | *A-1297-196-A | A BOARD, COMPLETE (PVM-1350) | | | 4-043-688-11 | PANEL, CONNECTOR (PVM-1350) |
| 5 | Δ 1-453-163-11 | TRANSFORMER ASSY, FLYBACK | | 13 | *4-043-678-01 | TERMINAL, GROUND |
| 6 | *4-043-690-01 | BRACKET, MAIN | | 14 | 4-043-687-01 | COVER, REAR |
| 7 | *4-043-689-01 | BRACKET, G | | 15 | 4-386-618-01 | RIVET, T TYPE |
| 8 | Δ 1-532-746-11 | FUSE, GLASS TUBE (4.0A/125V) | | 16 | *A-1390-391-A | S BOARD, COMPLETE |
| 9 | *A-1316-174-A | G BOARD, COMPLETE | | 17 | *4-044-256-01 | SHEET METAL, G REINFORCEMENT |

**SECTION 7
EXPLODED VIEWS**

NOTE:

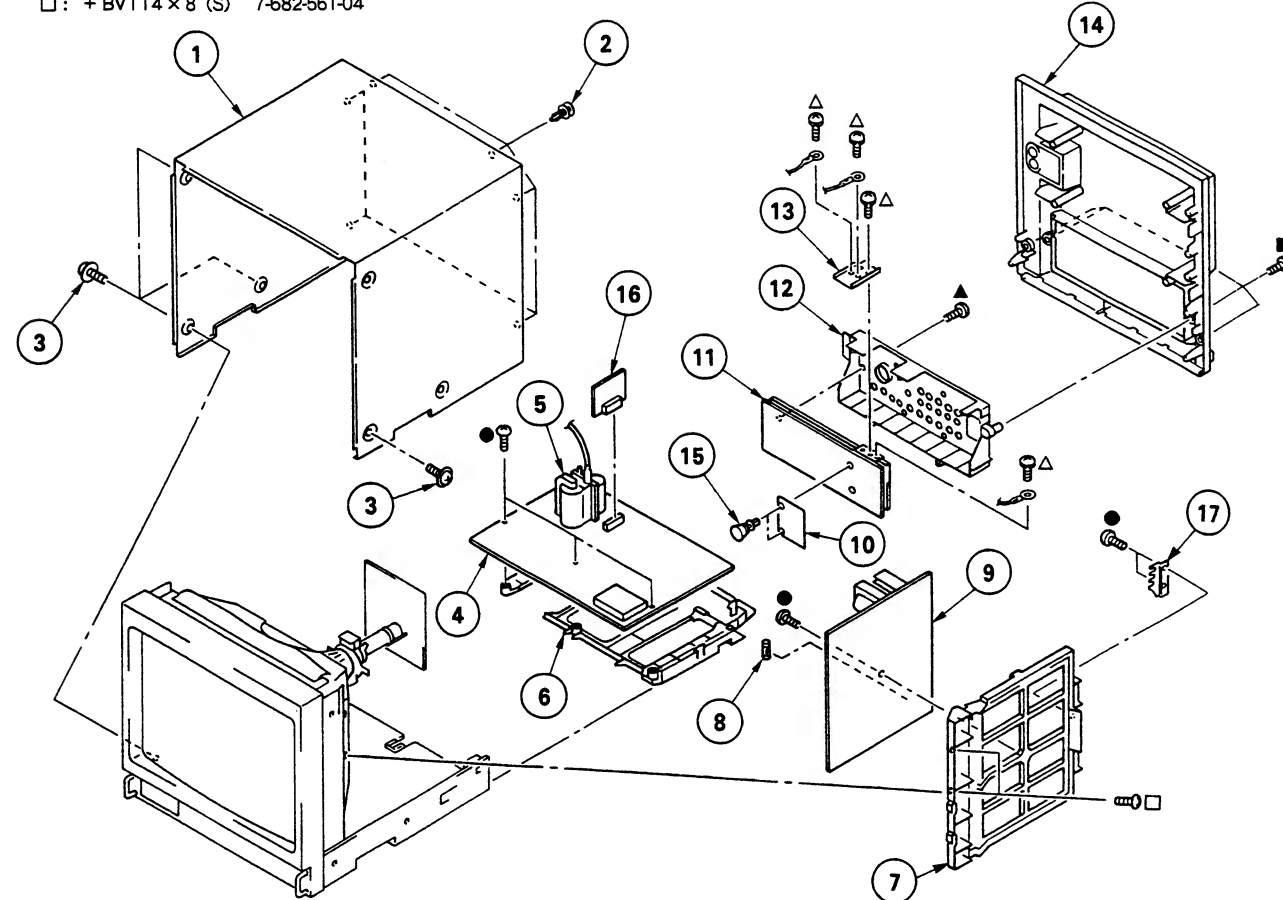
- Items with no part number and no description are not stocked because they are seldom required for routine service.
- The construction parts of an assembled part are indicated with a collation number in the remark column.
- Items marked " * " are not stocked since they are seldom required for routine service. Some delay should be anticipated when ordering these items.

The components identified by shading and mark **▲** are critical for safety. Replace only with part number specified.

Les composants identifiés par une trame et une marque **▲** sont critiques pour la sécurité. Ne les remplacer que par une pièce portant le numéro spécifié.

7-1. CHASSIS

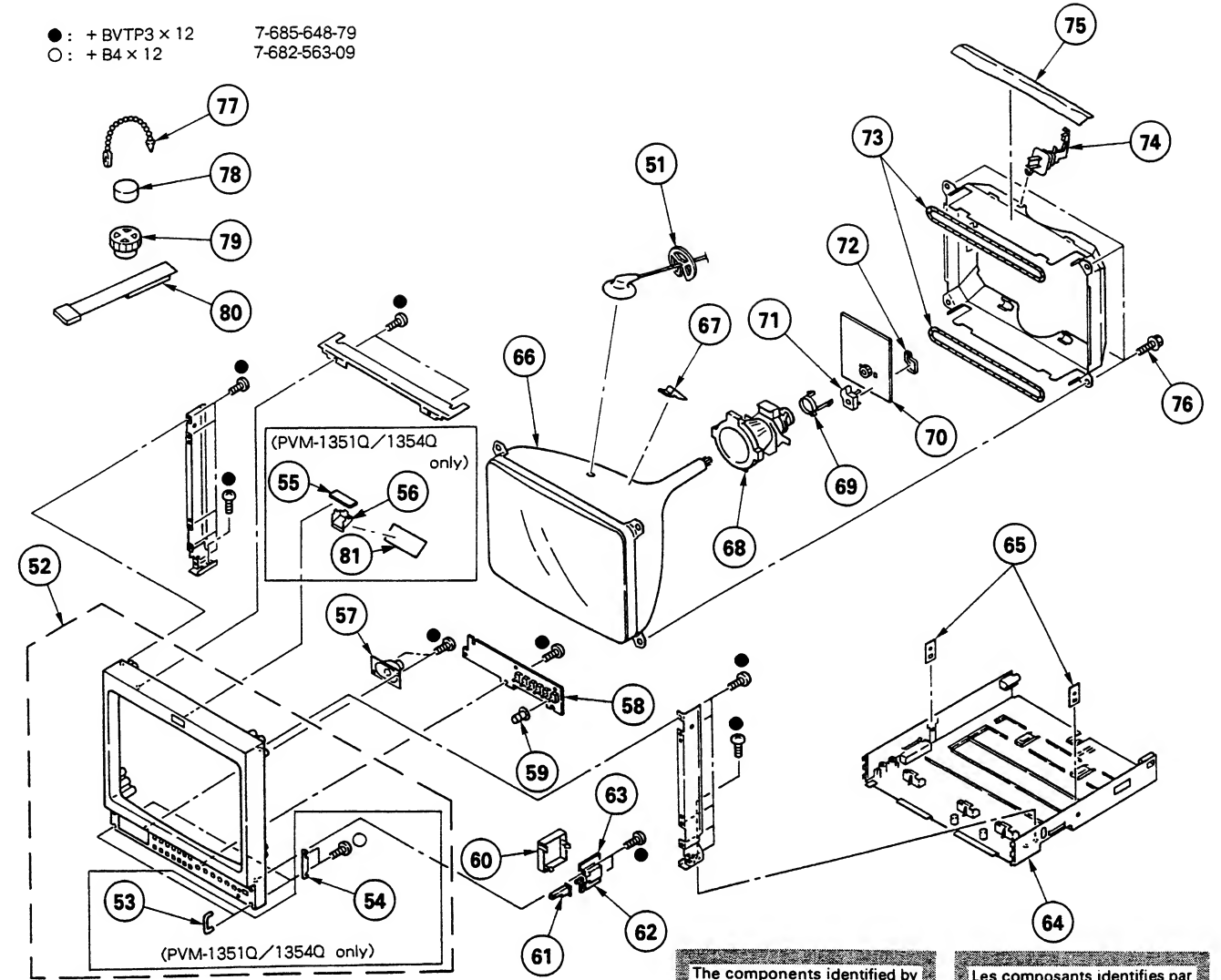
- ▲: + BVTP3 × 8 7-685-646-79
- : + BVTP3 × 12 7-685-648-79
- : + BVTP4 × 16 7-685-663-79
- △: + PS4 × 8 7-682-661-09
- : + BVTT4 × 8 (S) 7-682-561-04



| REF. NO. | PART NO. | DESCRIPTION | REMARK | REF. NO. | PART NO. | DESCRIPTION | REMARK |
|----------|---------------|-------------------------------------|--------|----------|---------------|---|--------|
| 1 | X-4031-775-2 | COVER ASSY, TOP | | 10 | *4-044-053-01 | SHEET, AC COVER | |
| 2 | 4-391-825-01 | RIVET, NYLON | | 11 | 1-537-735-11 | TERMINAL BOARD ASSY, I/O (A) (PVM-1351Q/1354Q) | |
| 3 | 4-847-802-11 | SCREW (OS), CASE, CLAW | | | 1-537-735-21 | TERMINAL BOARD ASSY, I/O (B) (PVM-1350) | |
| 4 | *A-1297-195-A | A BOARD, COMPLETE (PVM-1351Q/1354Q) | | 12 | 4-043-688-01 | PANEL, CONNECTOR (PVM-1351Q/1354Q) | |
| | *A-1297-196-A | A BOARD, COMPLETE (PVM-1350) | | | 4-043-688-11 | PANEL, CONNECTOR (PVM-1350) | |
| 5 | ▲1-453-163-11 | TRANSFORMER ASSY, FLYBACK | | 13 | *4-043-678-01 | TERMINAL, GROUND | |
| 6 | *4-043-690-01 | BRACKET, MAIN | | 14 | 4-043-687-01 | COVER, REAR | |
| 7 | *4-043-689-01 | BRACKET, G | | 15 | 4-386-618-01 | RIVET, T TYPE | |
| 8 | ▲1-532-746-11 | FUSE, GLASS TUBE (4.0A/125V) | | 16 | *A-1390-391-A | S BOARD, COMPLETE | |
| 9 | *A-1316-174-A | G BOARD, COMPLETE | | 17 | *4-044-256-01 | SHEET METAL, G REINFORCEMENT | |

7-2. PICTURE TUBE

- : + BVTP3 × 12 7-685-648-79
- : + B4 × 12 7-682-563-09



The components identified by shading and mark **▲** are critical for safety. Replace only with part number specified.

Les composants identifiés par une trame et une marque **▲** sont critiques pour la sécurité. Ne les remplacer que par une pièce portant le numéro spécifié.

| REF. NO. | PART NO. | DESCRIPTION | REMARK | REF. NO. | PART NO. | DESCRIPTION | REMARK |
|----------|---------------|---|--------|----------|---------------|--------------------------------|--------|
| 51 | *3-704-372-01 | HOLDER, HV CABLE | | 68 | ▲1-451-329-11 | DEFLECTION YOKE (Y14FZA) | |
| 52 | X-4031-757-1 | BEZEL ASSY (PVM-1350) | 53, 54 | 69 | *4-382-050-01 | BAND, C PC BOARD | |
| | X-4031-756-1 | BEZEL ASSY (PVM-1354Q) | 53, 54 | 70 | *A-1331-299-A | C BOARD, COMPLETE | |
| | X-4031-756-2 | BEZEL ASSY (PVM-1351Q) | 53, 54 | 71 | *4-374-912-01 | COVER (MAIN), CV VOL | |
| 53 | 4-043-680-01 | HANDLE, PROTECTOR (PVM-1351Q/1354Q) | | 72 | *4-374-913-01 | COVER (REAR LID), CV VOL | |
| 54 | *4-043-679-01 | REINFORCEMENT, HANDLE (PVM-1351Q/1354Q) | | 73 | ▲1-426-442-21 | COIL, DEMAGNETIZATION | |
| 55 | *A-1390-390-A | X BOARD, COMPLETE (PVM-1351Q/1354Q) | | 74 | 4-033-681-01 | HOLDER, LEAD | |
| 56 | *4-043-682-01 | REFLECTOR, LED (PVM-1351Q/1354Q) | | 75 | 4-391-833-01 | CLOTH, PROTECTION | |
| 57 | 1-544-063-12 | SPEAKER | | 76 | 4-365-808-01 | SCREW (5), TAPPING | |
| 58 | *A-1371-971-A | H BOARD, COMPLETE (PVM-1351Q/1354Q) | | 77 | 4-308-870-00 | CLIP, LEAD WIRE | |
| | *A-1371-972-A | H BOARD, COMPLETE (PVM-1350) | | | | | |
| 59 | X-4030-162-2 | KNOB ASSY, CONTROL | | 78 | 1-452-032-00 | MAGNET, DISK; 10MM φ | |
| 60 | 4-043-681-01 | COVER, AC SWITCH | | 79 | 1-452-094-00 | MAGNET, ROTATABLE DISK; 15MM φ | |
| 61 | 4-043-683-01 | BUTTON, POWER SWITCH | | 80 | X-4309-608-0 | PERMALLOY ASSY, CONVERGENCE | |
| 62 | ▲1-692-921-11 | SWITCH, PUSH (A.C. POWER) | | 81 | 4-044-606-01 | CUSHION, TALLY | |
| 63 | *A-1388-166-A | J BOARD, COMPLETE | | | | | |
| 64 | X-4031-711-1 | CABINET ASSY, BOTTOM | | | | | |
| 65 | 4-042-608-01 | NUT, PLATE | | | | | |
| 66 | ▲8-734-822-05 | PICTURE TUBE (M34KBE20X) (PVM-1354Q) | | | | | |
| | ▲8-736-255-05 | PICTURE TUBE (A34JHS12X) (PVM-1350/1351Q) | | | | | |
| 67 | 3-703-961-01 | SPACER, DY | | | | | |

SECTION 8 ELECTRICAL PARTS LIST

PVM-1350/1351Q/1354Q

A (PVM-1351Q/1354Q)

NOTE:

The components identified by shading and mark Δ are critical for safety.
Replace only with part number specified.

Les composants identifiés par une trame et une marque Δ sont critiques pour la sécurité. Ne les remplacer que par une pièce portant le numéro spécifié.

• Items marked " * " are not stocked since they are seldom required for routine service. Some delay should be anticipated when ordering these items.

• All variable and adjustable resistors have characteristic curve B, unless otherwise noted.

RESISTORS

- All resistors are in ohms
- F : nonflammable

When indicating parts by reference number, please include the board name.

CAPACITORS

COILS

- MF : μ F, PF : μ μ F
- MMH : mH, UH : μ H

• The components identified by \boxtimes in this manual have been carefully factory-selected for each set in order to satisfy regulations regarding X-ray radiation. Should replacement be required, replace only with the value originally used.

• * : Selected to yield optimum performance.

• There are some cases the reference number on one board overlaps on the other board. Therefore, when ordering parts by the reference number, please include the board name.

| REF.NO. | PART NO. | DESCRIPTION | REMARK | REF.NO. | PART NO. | DESCRIPTION | REMARK |
|---------------|--------------|--|---------|---------|--------------|-----------------------|------------|
| *A-1297-195-A | | A BOARD, COMPLETE (PVM-1351Q/1354Q) ***** | | C171 | 1-163-251-11 | CERAMIC CHIP 100PF | 5% 50V |
| | 1-540-044-11 | SOCKET, IC | | C172 | 1-163-243-11 | CERAMIC CHIP 47PF | 5% 50V |
| *4-030-359-01 | | HEAT SINK, H. PIN | | C173 | 1-163-243-11 | CERAMIC CHIP 47PF | 5% 50V |
| *4-043-154-01 | | HOLDER, IC | | C174 | 1-163-243-11 | CERAMIC CHIP 47PF | 5% 50V |
| *4-043-994-01 | | PLATE (CF), SHIELD | | C200 | 1-124-927-11 | ELECT 4.7MF | 20% 50V |
| 4-363-414-00 | | SPACER, MICA | | C201 | 1-106-383-00 | MYLAR 0.047MF | 10% 100V |
| 4-382-854-11 | | SCREW (M3X10), P. SW (+) | | C202 | 1-163-017-00 | CERAMIC CHIP 0.0047MF | 10% 50V |
| | | <BAND PASS FLTR> | | C203 | 1-124-927-11 | ELECT 4.7MF | 20% 50V |
| BPF400 | 1-236-363-11 | FILTER, BAND PASS | | C204 | 1-124-907-11 | ELECT 10MF | 20% 50V |
| | | <CAPACITOR> | | C205 | 1-124-360-00 | ELECT 1000MF | 20% 16V |
| C105 | 1-163-251-11 | CERAMIC CHIP 100PF | 5% 50V | C206 | 1-126-375-11 | ELECT 100MF | 20% 25V |
| C106 | 1-163-251-11 | CERAMIC CHIP 100PF | 5% 50V | C207 | 1-124-478-11 | ELECT 100MF | 20% 25V |
| C114 | 1-163-031-11 | CERAMIC CHIP 0.01MF | 50V | C208 | 1-124-907-11 | ELECT 10MF | 20% 50V |
| C115 | 1-163-031-11 | CERAMIC CHIP 0.01MF | 50V | C209 | 1-124-927-11 | ELECT 4.7MF | 20% 50V |
| C116 | 1-163-031-11 | CERAMIC CHIP 0.01MF | 50V | C300 | 1-163-031-11 | CERAMIC CHIP 0.01MF | 50V |
| C117 | 1-163-031-11 | CERAMIC CHIP 0.01MF | 50V | C304 | 1-164-004-11 | CERAMIC CHIP 0.1MF | 10% 25V |
| C118 | 1-163-125-00 | CERAMIC CHIP 220PF | 5% 50V | C305 | 1-163-125-00 | CERAMIC CHIP 220PF | 5% 50V |
| C119 | 1-165-319-11 | CERAMIC CHIP 0.1MF | 50V | C306 | 1-163-031-11 | CERAMIC CHIP 0.01MF | 50V |
| C121 | 1-163-237-11 | CERAMIC CHIP 27PF | 5% 50V | C309 | 1-163-031-11 | CERAMIC CHIP 0.01MF | 50V |
| C123 | 1-165-319-11 | CERAMIC CHIP 0.1MF | 50V | C310 | 1-164-004-11 | CERAMIC CHIP 0.1MF | 10% 25V |
| C124 | 1-163-251-11 | CERAMIC CHIP 100PF | 5% 50V | C311 | 1-163-809-11 | CERAMIC CHIP 0.047MF | 10% 25V |
| C132 | 1-163-141-00 | CERAMIC CHIP 0.001MF | 5% 50V | C312 | 1-124-925-11 | ELECT 2.2MF | 20% 50V |
| C133 | 1-163-251-11 | CERAMIC CHIP 100PF | 5% 50V | C313 | 1-163-145-00 | CERAMIC CHIP 0.0015MF | 5% 50V |
| C134 | 1-163-251-11 | CERAMIC CHIP 100PF | 5% 50V | C314 | 1-163-249-11 | CERAMIC CHIP 82PF | 5% 50V |
| C135 | 1-163-251-11 | CERAMIC CHIP 100PF | 5% 50V | C315 | 1-124-907-11 | ELECT 10MF | 20% 50V |
| C136 | 1-163-251-11 | CERAMIC CHIP 100PF | 5% 50V | C316 | 1-124-477-11 | ELECT 47MF | 20% 25V |
| C141 | 1-164-161-11 | CERAMIC CHIP 0.0022MF | 10% 50V | C317 | 1-163-097-00 | CERAMIC CHIP 15PF | 5% 50V |
| C142 | 1-163-125-00 | CERAMIC CHIP 220PF | 5% 50V | C318 | 1-124-907-11 | ELECT 10MF | 20% 50V |
| C143 | 1-165-319-11 | CERAMIC CHIP 0.1MF | 50V | C319 | 1-163-222-11 | CERAMIC CHIP 5PF | 0.25PF 50V |
| C144 | 1-165-319-11 | CERAMIC CHIP 0.1MF | 50V | C320 | 1-163-031-11 | CERAMIC CHIP 0.01MF | 50V |
| C145 | 1-165-319-11 | CERAMIC CHIP 0.1MF | 50V | C322 | 1-163-119-00 | CERAMIC CHIP 120PF | 5% 50V |
| C154 | 1-163-037-11 | CERAMIC CHIP 0.022MF | 10% 25V | C323 | 1-163-097-00 | CERAMIC CHIP 15PF | 5% 50V |
| C155 | 1-163-023-00 | CERAMIC CHIP 0.015MF | 10% 50V | C324 | 1-163-235-11 | CERAMIC CHIP 22PF | 5% 50V |
| C156 | 1-163-019-00 | CERAMIC CHIP 0.0068MF | 10% 50V | C325 | 1-124-907-11 | ELECT 10MF | 20% 50V |
| C157 | 1-163-019-00 | CERAMIC CHIP 0.0068MF | 10% 50V | C326 | 1-164-004-11 | CERAMIC CHIP 0.1MF | 10% 25V |
| C158 | 1-163-809-11 | CERAMIC CHIP 0.047MF | 10% 25V | C327 | 1-164-004-11 | CERAMIC CHIP 0.1MF | 10% 25V |
| C159 | 1-163-037-11 | CERAMIC CHIP 0.022MF | 10% 25V | C328 | 1-163-031-11 | CERAMIC CHIP 0.01MF | 50V |
| C161 | 1-124-477-11 | ELECT 47MF | 20% 16V | C329 | 1-163-251-11 | CERAMIC CHIP 100PF | 5% 50V |
| C162 | 1-163-141-00 | CERAMIC CHIP 0.001MF | 5% 50V | C330 | 1-163-243-11 | CERAMIC CHIP 47PF | 5% 50V |
| C164 | 1-165-319-11 | CERAMIC CHIP 0.1MF | 50V | C331 | 1-163-097-00 | CERAMIC CHIP 15PF | 5% 50V |
| C165 | 1-165-319-11 | CERAMIC CHIP 0.1MF | 50V | C332 | 1-164-004-11 | CERAMIC CHIP 0.1MF | 10% 25V |
| C166 | 1-164-004-11 | CERAMIC CHIP 0.1MF | 10% 25V | C333 | 1-163-031-11 | CERAMIC CHIP 0.01MF | 50V |
| C167 | 1-124-472-11 | ELECT 470MF | 20% 10V | C334 | 1-163-141-00 | CERAMIC CHIP 0.001MF | 5% 50V |
| C168 | 1-124-472-11 | ELECT 470MF | 20% 10V | C335 | 1-163-141-00 | CERAMIC CHIP 0.001MF | 5% 50V |
| C169 | 1-164-232-11 | CERAMIC CHIP 0.01MF | 10% 50V | C336 | 1-124-477-11 | ELECT 47MF | 20% 25V |
| | | | | C337 | 1-163-031-11 | CERAMIC CHIP 0.01MF | 50V |
| | | | | C338 | 1-163-119-00 | CERAMIC CHIP 120PF | 5% 50V |
| | | | | C339 | 1-163-097-00 | CERAMIC CHIP 15PF | 5% 50V |
| | | | | C340 | 1-163-031-11 | CERAMIC CHIP 0.01MF | 50V |
| | | | | C341 | 1-163-119-00 | CERAMIC CHIP 120PF | 5% 50V |
| | | | | C342 | 1-163-018-00 | CERAMIC CHIP 0.0056MF | 10% 50V |

A (PVM-1351Q/1354Q)

| REF. NO. | PART NO. | DESCRIPTION | REMARK | REF. NO. | PART NO. | DESCRIPTION | REMARK |
|----------|--------------|----------------------|--------|----------|--------------|-----------------------|--------|
| C343 | 1-163-031-11 | CERAMIC CHIP 0.01MF | | C409 | 1-163-031-11 | CERAMIC CHIP 0.01MF | |
| C344 | 1-163-141-00 | CERAMIC CHIP 0.001MF | 5% | | | | 50V |
| C345 | 1-163-141-00 | CERAMIC CHIP 0.001MF | 5% | C410 | 1-124-916-11 | ELECT 22MF | 20% |
| C346 | 1-124-903-11 | ELECT 1MF | 20% | C411 | 1-164-004-11 | CERAMIC CHIP 0.1MF | 10% |
| C347 | 1-163-243-11 | CERAMIC CHIP 47PF | 5% | C414 | 1-163-031-11 | CERAMIC CHIP 0.01MF | |
| | | | | C415 | 1-124-907-11 | ELECT 10MF | 20% |
| C348 | 1-164-004-11 | CERAMIC CHIP 0.1MF | 10% | C416 | 1-164-232-11 | CERAMIC CHIP 0.01MF | 10% |
| C349 | 1-163-141-00 | CERAMIC CHIP 0.001MF | 5% | | | | 50V |
| C350 | 1-163-141-00 | CERAMIC CHIP 0.001MF | 5% | C417 | 1-164-232-11 | CERAMIC CHIP 0.01MF | 10% |
| C351 | 1-124-477-11 | ELECT 47MF | 20% | C418 | 1-164-182-11 | CERAMIC CHIP 0.0033MF | 10% |
| C352 | 1-163-031-11 | CERAMIC CHIP 0.01MF | | C419 | 1-124-472-11 | ELECT 470MF | 20% |
| | | | | C420 | 1-163-809-11 | CERAMIC CHIP 0.047MF | 10% |
| C353 | 1-165-319-11 | CERAMIC CHIP 0.1MF | | C421 | 1-164-222-11 | CERAMIC CHIP 0.22MF | 25V |
| C354 | 1-163-121-00 | CERAMIC CHIP 150PF | 5% | | | | |
| C355 | 1-124-903-11 | ELECT 1MF | 20% | C422 | 1-124-903-11 | ELECT 1MF | 20% |
| C356 | 1-124-927-11 | ELECT 4.7MF | 20% | C423 | 1-163-809-11 | CERAMIC CHIP 0.047MF | 10% |
| C357 | 1-163-031-11 | CERAMIC CHIP 0.01MF | | C424 | 1-163-809-11 | CERAMIC CHIP 0.047MF | 10% |
| | | | | C425 | 1-163-031-11 | CERAMIC CHIP 0.01MF | 50V |
| C358 | 1-163-031-11 | CERAMIC CHIP 0.01MF | | C426 | 1-163-243-11 | CERAMIC CHIP 47PF | 5% |
| C359 | 1-124-477-11 | ELECT 47MF | 20% | | | | 50V |
| C360 | 1-164-232-11 | CERAMIC CHIP 0.01MF | 10% | C427 | 1-163-031-11 | CERAMIC CHIP 0.01MF | |
| C361 | 1-163-031-11 | CERAMIC CHIP 0.01MF | | C428 | 1-124-119-00 | ELECT 330MF | 20% |
| C362 | 1-163-031-11 | CERAMIC CHIP 0.01MF | | C429 | 1-163-031-11 | CERAMIC CHIP 0.01MF | 50V |
| | | | | C430 | 1-124-119-00 | ELECT 330MF | 20% |
| C363 | 1-163-099-00 | CERAMIC CHIP 18PF | 5% | C431 | 1-165-319-11 | CERAMIC CHIP 0.1MF | 50V |
| C364 | 1-163-031-11 | CERAMIC CHIP 0.01MF | | | | | |
| C365 | 1-106-343-00 | MYLAR 0.001MF | 10% | C432 | 1-164-004-11 | CERAMIC CHIP 0.1MF | 10% |
| C366 | 1-163-031-11 | CERAMIC CHIP 0.01MF | | C433 | 1-163-235-11 | CERAMIC CHIP 22PF | 5% |
| C367 | 1-163-031-11 | CERAMIC CHIP 0.01MF | | C434 | 1-163-031-11 | CERAMIC CHIP 0.01MF | 50V |
| | | | | C435 | 1-163-089-00 | CERAMIC CHIP 6PF | 0.25PF |
| C368 | 1-124-907-11 | ELECT 10MF | 20% | C436 | 1-164-004-11 | CERAMIC CHIP 0.1MF | 10% |
| C369 | 1-164-298-11 | CERAMIC CHIP 0.15MF | 10% | | | | 25V |
| C370 | 1-124-477-11 | ELECT 47MF | 20% | C437 | 1-164-004-11 | CERAMIC CHIP 0.1MF | 10% |
| C371 | 1-124-477-11 | ELECT 47MF | 20% | C438 | 1-163-809-11 | CERAMIC CHIP 0.047MF | 10% |
| C372 | 1-163-031-11 | CERAMIC CHIP 0.01MF | | C439 | 1-163-809-11 | CERAMIC CHIP 0.047MF | 10% |
| | | | | C440 | 1-163-031-11 | CERAMIC CHIP 0.01MF | 50V |
| C373 | 1-163-141-00 | CERAMIC CHIP 0.001MF | 5% | C441 | 1-126-962-11 | ELECT 3.3MF | 20% |
| C374 | 1-124-903-11 | ELECT 1MF | 20% | | | | 50V |
| C375 | 1-163-125-00 | CERAMIC CHIP 220PF | 5% | C442 | 1-163-809-11 | CERAMIC CHIP 0.047MF | 10% |
| C376 | 1-124-902-00 | ELECT 0.47MF | 20% | C443 | 1-163-243-11 | CERAMIC CHIP 47PF | 5% |
| C377 | 1-163-809-11 | CERAMIC CHIP 0.047MF | 10% | C444 | 1-165-319-11 | CERAMIC CHIP 0.1MF | 50V |
| | | | | C445 | 1-163-809-11 | CERAMIC CHIP 0.047MF | 10% |
| C378 | 1-163-809-11 | CERAMIC CHIP 0.047MF | 10% | C446 | 1-163-089-00 | CERAMIC CHIP 6PF | 0.25PF |
| C379 | 1-163-031-11 | CERAMIC CHIP 0.01MF | | | | | 50V |
| C380 | 1-124-472-11 | ELECT 470MF | 20% | C447 | 1-163-263-11 | CERAMIC CHIP 330PF | 5% |
| C381 | 1-163-031-11 | CERAMIC CHIP 0.01MF | | C448 | 1-163-243-11 | CERAMIC CHIP 47PF | 5% |
| C382 | 1-163-243-11 | CERAMIC CHIP 47PF | 5% | C449 | 1-163-227-11 | CERAMIC CHIP 10PF | 0.5PF |
| | | | | C450 | 1-163-809-11 | CERAMIC CHIP 0.047MF | 10% |
| C383 | 1-124-477-11 | ELECT 47MF | 20% | C451 | 1-164-004-11 | CERAMIC CHIP 0.1MF | 10% |
| C384 | 1-163-249-11 | CERAMIC CHIP 82PF | 5% | | | | 25V |
| C385 | 1-124-477-11 | ELECT 47MF | 20% | C452 | 1-163-263-11 | CERAMIC CHIP 330PF | 5% |
| C386 | 1-124-907-11 | ELECT 10MF | 20% | C453 | 1-163-031-11 | CERAMIC CHIP 0.01MF | 50V |
| C387 | 1-163-141-00 | CERAMIC CHIP 0.001MF | 5% | C454 | 1-163-243-11 | CERAMIC CHIP 47PF | 5% |
| | | | | C455 | 1-163-263-11 | CERAMIC CHIP 330PF | 5% |
| C388 | 1-124-907-11 | ELECT 10MF | 20% | C456 | 1-163-089-00 | CERAMIC CHIP 6PF | 0.25PF |
| C389 | 1-124-477-11 | ELECT 47MF | 20% | | | | 50V |
| C390 | 1-163-243-11 | CERAMIC CHIP 47PF | 5% | C457 | 1-163-031-11 | CERAMIC CHIP 0.01MF | |
| C391 | 1-124-477-11 | ELECT 47MF | 20% | C458 | 1-163-249-11 | CERAMIC CHIP 82PF | 5% |
| C392 | 1-164-298-11 | CERAMIC CHIP 0.15MF | 10% | C459 | 1-165-319-11 | CERAMIC CHIP 0.1MF | 50V |
| | | | | C460 | 1-164-004-11 | CERAMIC CHIP 0.1MF | 10% |
| C393 | 1-164-298-11 | CERAMIC CHIP 0.15MF | 10% | C461 | 1-163-119-00 | CERAMIC CHIP 120PF | 5% |
| C394 | 1-124-477-11 | ELECT 47MF | 20% | | | | 50V |
| C395 | 1-163-235-11 | CERAMIC CHIP 22PF | 5% | C462 | 1-163-031-11 | CERAMIC CHIP 0.01MF | |
| C396 | 1-164-299-11 | CERAMIC CHIP 0.22MF | 10% | C463 | 1-163-031-11 | CERAMIC CHIP 0.01MF | 50V |
| C397 | 1-124-477-11 | ELECT 47MF | 20% | C464 | 1-164-299-11 | CERAMIC CHIP 0.22MF | 10% |
| | | | | C465 | 1-163-097-00 | CERAMIC CHIP 15PF | 5% |
| C398 | 1-124-477-11 | ELECT 47MF | 20% | C466 | 1-163-119-00 | CERAMIC CHIP 120PF | 5% |
| C399 | 1-124-477-11 | ELECT 47MF | 20% | | | | 50V |
| C400 | 1-164-232-11 | CERAMIC CHIP 0.01MF | 10% | C467 | 1-163-119-00 | CERAMIC CHIP 120PF | 5% |
| C401 | 1-164-346-11 | CERAMIC CHIP 1MF | | C469 | 1-163-037-11 | CERAMIC CHIP 0.022MF | 10% |
| C402 | 1-124-910-11 | ELECT 47MF | 20% | C470 | 1-163-243-11 | CERAMIC CHIP 47PF | 5% |
| | | | | C471 | 1-163-105-00 | CERAMIC CHIP 33PF | 5% |
| C403 | 1-164-232-11 | CERAMIC CHIP 0.01MF | 10% | C472 | 1-163-031-11 | CERAMIC CHIP 0.01MF | 50V |
| C406 | 1-124-916-11 | ELECT 22MF | 20% | | | | |
| C407 | 1-124-477-11 | ELECT 47MF | 20% | C473 | 1-163-031-11 | CERAMIC CHIP 0.01MF | 50V |
| C408 | 1-164-232-11 | CERAMIC CHIP 0.01MF | 10% | C475 | 1-163-031-11 | CERAMIC CHIP 0.01MF | 50V |

The components identified by shading and mark Δ are critical for safety. Replace only with part number specified.

Les composants identifiés par une trame et une marque Δ sont critiques pour la sécurité. Ne les remplacer que par une pièce portant le numéro spécifié.

PVM-1350/1351Q/1354Q

A (PVM-1351Q/1354Q)

| REF. NO. | PART NO. | DESCRIPTION | REMARK | REF. NO. | PART NO. | DESCRIPTION | REMARK |
|----------|-----------------------|-----------------------|----------|----------|--------------|---------------------|-----------|
| C476 | 1-163-031-11 | CERAMIC CHIP 0.01MF | 50V | C549 | 1-124-667-11 | ELECT 10MF | 20% 50V |
| C477 | 1-164-299-11 | CERAMIC CHIP 0.22MF | 10% 25V | C550 | 1-126-163-11 | ELECT 4.7MF | 20% 50V |
| C478 | 1-124-907-11 | ELECT 10MF | 20% 50V | C551 | 1-106-375-12 | MYLAR 0.022MF | 10% 100V |
| C479 | 1-163-121-00 | CERAMIC CHIP 150PF | 5% 50V | C552 | 1-126-336-11 | ELECT 220MF | 20% 25V |
| C482 | 1-124-472-11 | ELECT 470MF | 20% 10V | C554 | 1-130-736-11 | FILM 0.01MF | 5% 50V |
| C483 | 1-163-249-11 | CERAMIC CHIP 82PF | 5% 50V | C555 | 1-124-907-11 | ELECT 10MF | 20% 50V |
| C484 | 1-163-113-00 | CERAMIC CHIP 68PF | 5% 50V | C556 | 1-124-907-11 | ELECT 10MF | 20% 50V |
| C485 | 1-163-113-00 | CERAMIC CHIP 68PF | 5% 50V | C557 | 1-106-381-12 | MYLAR 0.039MF | 10% 100V |
| C486 | 1-163-249-11 | CERAMIC CHIP 82PF | 5% 50V | C558 | 1-124-903-11 | ELECT 1MF | 20% 50V |
| C487 | 1-163-235-11 | CERAMIC CHIP 22PF | 5% 50V | C559 | 1-136-173-00 | FILM 0.47MF | 5% 50V |
| C488 | 1-163-097-00 | CERAMIC CHIP 15PF | 5% 50V | C561 | 1-136-159-00 | FILM 0.033MF | 5% 50V |
| C490 | 1-164-336-11 | CERAMIC CHIP 0.33MF | 25V | C562 | 1-163-249-11 | CERAMIC CHIP 82PF | 5% 50V |
| C491 | 1-164-336-11 | CERAMIC CHIP 0.33MF | 25V | C564 | 1-124-907-11 | ELECT 10MF | 20% 50V |
| C492 | 1-164-336-11 | CERAMIC CHIP 0.33MF | 25V | C565 | 1-124-903-11 | ELECT 1MF | 20% 50V |
| C493 | 1-104-760-11 | CERAMIC CHIP 0.047MF | 10% 50V | C566 | 1-106-367-00 | MYLAR 0.01MF | 10% 100V |
| C494 | 1-104-760-11 | CERAMIC CHIP 0.047MF | 10% 50V | C567 | 1-136-499-11 | FILM 0.047MF | 5% 50V |
| C495 | 1-124-907-11 | ELECT 10MF | 20% 50V | C568 | 1-124-903-11 | ELECT 1MF | 20% 50V |
| C496 | 1-163-249-11 | CERAMIC CHIP 82PF | 5% 50V | C569 | 1-131-351-00 | TANTALUM 4.7MF | 10% 25V |
| C497 | 1-163-011-11 | CERAMIC CHIP 0.0015MF | 10% 50V | C570 | 1-124-360-00 | ELECT 1000MF | 20% 16V |
| C498 | 1-124-925-11 | ELECT 2.2MF | 20% 50V | C571 | 1-164-232-11 | CERAMIC CHIP 0.01MF | 10% 50V |
| C499 | 1-163-031-11 | CERAMIC CHIP 0.01MF | 50V | C572 | 1-104-709-11 | ELECT 4.7MF | 0 160V |
| C500 | 1-164-004-11 | CERAMIC CHIP 0.1MF | 10% 25V | C573 | 1-136-173-00 | FILM 0.47MF | 5% 50V |
| C501 | 1-164-182-11 | CERAMIC CHIP 0.0033MF | 10% 50V | C574 | 1-249-383-11 | CARBON 1.5 | 5% 1/4W F |
| C502 | 1-163-141-00 | CERAMIC CHIP 0.001MF | 5% 50V | C575 | 1-163-031-11 | CERAMIC CHIP 0.01MF | 50V |
| C503 | 1-163-251-11 | CERAMIC CHIP 100PF | 5% 50V | C576 | 1-102-244-00 | CERAMIC 220PF | 10% 500V |
| C504 | 1-136-175-00 | FILM 0.068MF | 5% 50V | C577 | 1-124-907-11 | ELECT 10MF | 30% 50V |
| C505 | 1-163-135-00 | CERAMIC CHIP 560PF | 5% 50V | C578 | 1-136-540-11 | FILM 0.82MF | 5% 200V |
| C506 | 1-124-902-00 | ELECT 0.47MF | 20% 50V | C579 | 1-126-804-11 | ELECT 100MF | 20% 50V |
| C507 | 1-126-375-11 | ELECT 100MF | 20% 25V | C580 | 1-136-756-11 | FILM 0.24MF | 5% 200V |
| C508 | 1-130-495-00 | MYLAR 0.1MF | 5% 50V | C581 | 1-124-927-11 | ELECT 4.7MF | 20% 50V |
| C509 | 1-124-935-11 | ELECT 470MF | 20% 100V | C582 | 1-102-002-00 | CERAMIC 680PF | 10% 500V |
| C511 | 1-108-700-11 | MYLAR 0.047MF | 10% 200V | C583 | 1-136-569-11 | FILM 1.2MF | 5% 200V |
| C512 | 1-124-902-00 | ELECT 0.47MF | 20% 50V | C584 | 1-123-267-00 | ELECT 2.2MF | 20% 160V |
| C513 | 1-126-096-11 | ELECT 10MF | 20% 25V | C585 | 1-124-666-11 | ELECT 4.7MF | 20% 250V |
| C514 | Δ 1-129-718-00 | FILM 0.022MF | 10% 630V | C586 | 1-124-557-11 | ELECT 1000MF | 20% 25V |
| C515 | 1-163-809-11 | CERAMIC CHIP 0.047MF | 10% 25V | C587 | 1-102-030-00 | CERAMIC 330PF | 10% 500V |
| C516 | 1-102-030-00 | CERAMIC 330PF | 10% 500V | C588 | 1-124-667-11 | ELECT 10MF | 20% 50V |
| C517 | 1-163-024-00 | CERAMIC CHIP 0.018MF | 10% 50V | C589 | 1-102-030-00 | CERAMIC 330PF | 10% 500V |
| C518 | 1-107-995-51 | ELECT 100MF | 0 160V | C590 | 1-126-387-11 | ELECT 2.2MF | 20% 50V |
| C519 | 1-163-017-00 | CERAMIC CHIP 0.0047MF | 10% 50V | C591 | 1-106-371-00 | MYLAR 0.015MF | 10% 200V |
| C520 | 1-163-257-11 | CERAMIC CHIP 180PF | 5% 50V | C592 | 1-123-932-00 | ELECT 4.7MF | 20% 160V |
| C521 | 1-162-114-00 | CERAMIC 0.0047MF | 2KV | C593 | 1-165-319-11 | CERAMIC CHIP 0.1MF | 50V |
| C522 | 1-126-375-11 | ELECT 100MF | 20% 25V | C594 | 1-163-229-11 | CERAMIC CHIP 12PF | 5% 50V |
| C523 | 1-126-801-11 | ELECT 1MF | 20% 50V | C595 | 1-126-336-11 | ELECT 220MF | 20% 25V |
| C525 | Δ 1-136-545-11 | FILM 0.0078MF | 3% 2KV | C596 | 1-124-478-11 | ELECT 100MF | 20% 25V |
| C526 | Δ 1-162-116-91 | CERAMIC 680PF | 10% 2KV | C597 | 1-164-346-11 | CERAMIC CHIP 1MF | 16V |
| C529 | 1-104-789-51 | ELECT 0.47MF | 20% 50V | C598 | 1-164-346-11 | CERAMIC CHIP 1MF | 16V |
| C530 | 1-124-120-11 | ELECT 220MF | 20% 25V | C599 | 1-126-157-11 | ELECT 10MF | 20% 16V |
| C531 | 1-124-477-11 | ELECT 47MF | 20% 25V | C1300 | 1-124-477-11 | ELECT 47MF | 20% 25V |
| C532 | 1-163-031-11 | CERAMIC CHIP 0.01MF | 50V | C1301 | 1-124-477-11 | ELECT 47MF | 20% 25V |
| C533 | 1-102-212-00 | CERAMIC 820PF | 10% 500V | C1302 | 1-163-133-00 | CERAMIC CHIP 470PF | 5% 50V |
| C534 | 1-123-948-00 | ELECT 22MF | 20% 250V | C1304 | 1-124-477-11 | ELECT 47MF | 20% 25V |
| C537 | 1-124-913-11 | ELECT 470MF | 20% 50V | C1305 | 1-124-477-11 | ELECT 47MF | 20% 25V |
| C538 | 1-106-367-00 | MYLAR 0.01MF | 10% 100V | C1306 | 1-163-031-11 | CERAMIC CHIP 0.01MF | 50V |
| C539 | 1-130-480-00 | FILM 0.0056MF | 5% 50V | C1307 | 1-163-031-11 | CERAMIC CHIP 0.01MF | 50V |
| C540 | 1-163-133-00 | CERAMIC CHIP 470PF | 5% 50V | C1308 | 1-124-907-11 | ELECT 10MF | 20% 50V |
| C541 | 1-124-927-11 | ELECT 4.7MF | 20% 50V | C1309 | 1-163-257-11 | CERAMIC CHIP 180PF | 5% 50V |
| C542 | 1-106-351-00 | MYLAR 0.0022MF | 10% 100V | C1310 | 1-163-031-11 | CERAMIC CHIP 0.01MF | 50V |
| C543 | 1-106-351-00 | MYLAR 0.0022MF | 10% 100V | C1311 | 1-124-477-11 | ELECT 47MF | 20% 25V |
| C544 | 1-106-367-00 | MYLAR 0.01MF | 10% 100V | C1312 | 1-163-031-11 | CERAMIC CHIP 0.01MF | 50V |
| C545 | 1-102-212-00 | CERAMIC 820PF | 10% 500V | C1313 | 1-163-031-11 | CERAMIC CHIP 0.01MF | 50V |
| C546 | 1-163-119-00 | CERAMIC CHIP 120PF | 5% 50V | C1314 | 1-124-477-11 | ELECT 47MF | 20% 25V |
| C547 | 1-163-251-11 | CERAMIC CHIP 100PF | 5% 50V | C1315 | 1-124-477-11 | ELECT 47MF | 20% 25V |
| C548 | 1-102-212-00 | CERAMIC 820PF | 10% 500V | | | | |

A (PVM-1351Q/1354Q)

| REF. NO. | PART NO. | DESCRIPTION | REMARK | REF. NO. | PART NO. | DESCRIPTION | REMARK |
|----------|--------------|-----------------------|------------|----------|---------------|-------------------------------|------------|
| C1316 | 1-163-031-11 | CERAMIC CHIP 0.01MF | 50V | C1387 | 1-163-031-11 | CERAMIC CHIP 0.01MF | 50V |
| C1317 | 1-124-477-11 | ELECT 47MF | 20% 25V | C1393 | 1-163-251-11 | CERAMIC CHIP 100PF | 5% 50V |
| C1318 | 1-124-477-11 | ELECT 47MF | 20% 25V | C1400 | 1-163-031-11 | CERAMIC CHIP 0.01MF | 50V |
| C1319 | 1-163-037-11 | CERAMIC CHIP 0.022MF | 10% 25V | C1401 | 1-136-173-00 | FILM 0.47MF | 5% 50V |
| C1320 | 1-124-477-11 | ELECT 47MF | 20% 25V | C1402 | 1-163-031-11 | CERAMIC CHIP 0.01MF | 50V |
| C1321 | 1-124-477-11 | ELECT 47MF | 20% 25V | C1403 | 1-136-173-00 | FILM 0.47MF | 5% 50V |
| C1322 | 1-124-120-11 | ELECT 220MF | 20% 16V | C1404 | 1-164-299-11 | CERAMIC CHIP 0.22MF | 10% 25V |
| C1323 | 1-163-031-11 | CERAMIC CHIP 0.01MF | 50V | C1405 | 1-163-235-11 | CERAMIC CHIP 22PF | 5% 50V |
| C1324 | 1-163-031-11 | CERAMIC CHIP 0.01MF | 50V | C1406 | 1-163-090-00 | CERAMIC CHIP 7PF | 0.25PF 50V |
| C1325 | 1-163-031-11 | CERAMIC CHIP 0.01MF | 50V | C1407 | 1-163-085-00 | CERAMIC CHIP 2PF | 0.25PF 50V |
| C1326 | 1-124-477-11 | ELECT 47MF | 20% 25V | C1408 | 1-163-113-00 | CERAMIC CHIP 68PF | 5% 50V |
| C1327 | 1-163-031-11 | CERAMIC CHIP 0.01MF | 50V | C1500 | 1-124-473-11 | ELECT 1000MF | 20% 10V |
| C1328 | 1-163-031-11 | CERAMIC CHIP 0.01MF | 50V | C1501 | 1-124-472-11 | ELECT 470MF | 20% 10V |
| C1329 | 1-124-907-11 | ELECT 10MF | 20% 50V | C1502 | 1-101-821-00 | CERAMIC 0.0022MF | 500V |
| C1330 | 1-163-031-11 | CERAMIC CHIP 0.01MF | 50V | C1503 | 1-164-004-11 | CERAMIC CHIP 0.1MF | 10% 25V |
| C1331 | 1-124-477-11 | ELECT 47MF | 20% 25V | C1504 | 1-124-907-11 | ELECT 10MF | 20% 50V |
| C1332 | 1-124-477-11 | ELECT 47MF | 20% 25V | C1505 | 1-136-165-00 | FILM 0.1MF | 5% 50V |
| C1333 | 1-124-477-11 | ELECT 47MF | 20% 25V | C1506 | 1-124-119-00 | ELECT 330MF | 20% 16V |
| C1334 | 1-163-227-11 | CERAMIC CHIP 10PF | 0.5PF 50V | C1507 | 1-163-141-00 | CERAMIC CHIP 0.001MF | 5% 50V |
| C1335 | 1-124-477-11 | ELECT 47MF | 20% 25V | C1508 | 1-124-927-11 | ELECT 4.7MF | 20% 50V |
| C1336 | 1-124-477-11 | ELECT 47MF | 20% 25V | C1509 | 1-124-907-11 | ELECT 10MF | 20% 50V |
| C1338 | 1-163-031-11 | CERAMIC CHIP 0.01MF | 50V | C1510 | 1-124-927-11 | ELECT 4.7MF | 20% 50V |
| C1339 | 1-163-031-11 | CERAMIC CHIP 0.01MF | 50V | C1511 | 1-164-182-11 | CERAMIC CHIP 0.0033MF | 10% 50V |
| C1340 | 1-163-031-11 | CERAMIC CHIP 0.01MF | 50V | C1512 | 1-124-927-11 | ELECT 4.7MF | 20% 50V |
| C1341 | 1-163-275-11 | CERAMIC CHIP 0.001MF | 5% 50V | C1513 | 1-163-133-00 | CERAMIC CHIP 470PF | 5% 50V |
| C1342 | 1-102-963-00 | CERAMIC 33PF | 5% 50V | C1514 | 1-130-477-00 | MYLAR 0.0033MF | 5% 50V |
| C1343 | 1-163-113-00 | CERAMIC CHIP 68PF | 5% 50V | C1515 | 1-124-907-11 | ELECT 10MF | 20% 50V |
| C1344 | 1-163-083-00 | CERAMIC CHIP 1PF | 0.25PF 50V | C1516 | 1-163-063-00 | CERAMIC CHIP 0.022MF | 10% 50V |
| C1345 | 1-124-907-11 | ELECT 10MF | 20% 50V | C1517 | 1-126-101-11 | ELECT 100MF | 20% 10V |
| C1346 | 1-124-477-11 | ELECT 47MF | 20% 25V | C1518 | 1-124-477-11 | ELECT 47MF | 20% 16V |
| C1347 | 1-163-031-11 | CERAMIC CHIP 0.01MF | 50V | C1519 | 1-163-037-11 | CERAMIC CHIP 0.022MF | 10% 25V |
| C1348 | 1-163-127-00 | CERAMIC CHIP 270PF | 5% 50V | C1521 | 1-163-243-11 | CERAMIC CHIP 47PF | 5% 50V |
| C1349 | 1-163-117-00 | CERAMIC CHIP 100PF | 5% 50V | | | <CONNECTOR> | |
| C1350 | 1-164-232-11 | CERAMIC CHIP 0.01MF | 10% 50V | CN101 | *1-573-979-11 | CONNECTOR, BOARD TO BOARD 11P | |
| C1351 | 1-124-903-11 | ELECT 1MF | 20% 50V | CN102 | *1-564-514-11 | PLUG, CONNECTOR 11P | |
| C1352 | 1-163-023-00 | CERAMIC CHIP 0.015MF | 10% 50V | CN104 | *1-564-506-11 | PLUG, CONNECTOR 3P | |
| C1353 | 1-163-031-11 | CERAMIC CHIP 0.01MF | 50V | CN105 | *1-565-503-11 | CONNECTOR, BOARD TO BOARD 12P | |
| C1354 | 1-163-121-00 | CERAMIC CHIP 150PF | 5% 50V | CN201 | *1-564-506-11 | PLUG, CONNECTOR 3P | |
| C1355 | 1-163-125-00 | CERAMIC CHIP 220PF | 5% 50V | CN301 | *1-564-514-11 | PLUG, CONNECTOR 11P | |
| C1356 | 1-163-235-11 | CERAMIC CHIP 22PF | 5% 50V | CN302 | *1-564-510-11 | PLUG, CONNECTOR 7P | |
| C1357 | 1-124-119-00 | ELECT 330MF | 20% 16V | CN303 | *1-564-515-11 | PLUG, CONNECTOR 12P | |
| C1358 | 1-124-477-11 | ELECT 47MF | 20% 25V | CN304 | *1-564-509-11 | PLUG, CONNECTOR 6P | |
| C1359 | 1-163-263-11 | CERAMIC CHIP 330PF | 5% 50V | CN305 | *1-565-504-11 | CONNECTOR, BOARD TO BOARD 13P | |
| C1360 | 1-164-161-11 | CERAMIC CHIP 0.0022MF | 10% 50V | CN401 | *1-564-511-51 | PLUG, CONNECTOR 8P | |
| C1362 | 1-163-249-11 | CERAMIC CHIP 82PF | 5% 50V | CN402 | *1-564-515-11 | PLUG, CONNECTOR 12P | |
| C1363 | 1-163-235-11 | CERAMIC CHIP 22PF | 5% 50V | CN501 | *1-580-798-11 | CONNECTOR PIN (DY) 6P | |
| C1364 | 1-163-133-00 | CERAMIC CHIP 470PF | 5% 50V | CN502 | *1-573-964-11 | PIN, CONNECTOR (PC BOARD) 6P | |
| C1365 | 1-163-227-11 | CERAMIC CHIP 10PF | 0.5PF 50V | CN503 | *1-573-964-11 | PIN, CONNECTOR (PC BOARD) 6P | |
| C1366 | 1-124-477-11 | ELECT 47MF | 20% 25V | CN504 | *1-564-508-11 | PLUG, CONNECTOR 5P | |
| C1367 | 1-124-477-11 | ELECT 47MF | 20% 25V | CN505 | *1-564-506-11 | PLUG, CONNECTOR 3P | |
| C1369 | 1-163-237-11 | CERAMIC CHIP 27PF | 5% 50V | CN506 | *1-564-506-11 | PLUG, CONNECTOR 3P | |
| C1370 | 1-163-237-11 | CERAMIC CHIP 27PF | 5% 50V | CN507 | *1-535-419-00 | TAB, FASTEN (PCB) | |
| C1372 | 1-124-477-11 | ELECT 47MF | 20% 25V | | | <COMPOSITION CIRCUIT BLOCK> | |
| C1373 | 1-124-477-11 | ELECT 47MF | 20% 25V | CP300 | 1-236-366-11 | MODULE, TRAP | |
| C1374 | 1-124-477-11 | ELECT 47MF | 20% 25V | CP301 | 1-236-365-11 | MODULE, TRAP | |
| C1375 | 1-124-927-11 | ELECT 4.7MF | 20% 50V | CP302 | 1-808-654-21 | MODULE | |
| C1378 | 1-163-097-00 | CERAMIC CHIP 15PF | 5% 50V | CP303 | 1-466-162-61 | FILTER BLOCK, COM (CFB-4) | |
| C1380 | 1-163-101-00 | CERAMIC CHIP 22PF | 5% 50V | | | <DIODE> | |
| C1381 | 1-163-101-00 | CERAMIC CHIP 22PF | 5% 50V | D101 | 8-719-800-76 | DIODE 1SS226 | |
| C1382 | 1-124-443-00 | ELECT 100MF | 20% 10V | | | | |
| C1383 | 1-124-477-11 | ELECT 47MF | 20% 25V | | | | |
| C1384 | 1-163-038-00 | CERAMIC CHIP 0.1MF | 25V | | | | |
| C1385 | 1-163-031-11 | CERAMIC CHIP 0.01MF | 50V | | | | |
| C1386 | 1-163-031-11 | CERAMIC CHIP 0.01MF | 50V | | | | |

A (PVM-1351Q/1354Q)

Les composants identifiés par une trame et une marque Δ sont critiques pour la sécurité. Ne les remplacer que par une pièce portant le numéro spécifique.

The components identified by shading and mark Δ are critical for safety. Replace only with part number specified.

| REF.NO. | PART NO. | DESCRIPTION |
|----------|--------------|----------------------|
| DL301 | 1-415-632-11 | DELAY LINE, Y |
| DL401 | 1-409-547-11 | DELAY LINE |
| <FILTER> | | |
| FL300 | 1-236-547-11 | TRAP, LC |
| FL401 | 1-236-364-11 | FILTER, BAND PASS |
| <IC> | | |
| IC101 | 8-759-196-71 | IC UPD78013YCW-Y03 |
| IC102 | 8-759-168-37 | IC ST24C01B1 |
| IC103 | 8-759-008-48 | IC MC74HC86F |
| IC104 | 8-759-262-59 | IC UPD6451AGT-632-E2 |
| IC105 | 8-759-196-70 | IC M62358FP-E1 |
| IC106 | 8-759-196-70 | IC M62358FP-E1 |
| IC107 | 8-759-196-70 | IC M62358FP-E1 |
| IC108 | 8-759-042-02 | IC S-80743AL-A7-S |
| IC109 | 8-759-196-70 | IC M62358FP-E1 |
| IC110 | 8-759-196-70 | IC M62358FP-E1 |
| IC111 | 8-759-009-22 | IC MC14094BF |
| IC200 | 8-759-420-04 | IC AN5265 |
| IC301 | 8-752-053-21 | IC CXA1211M |
| IC302 | 8-759-998-98 | IC LM358D |
| IC303 | 8-752-056-67 | IC CXA1214P |
| IC304 | 8-759-509-19 | IC XRU4053BF-E2 |
| IC305 | 8-759-631-08 | IC M51279FP |
| IC306 | 8-759-711-32 | IC NJM2245M |
| IC309 | 8-759-711-32 | IC NJM2245M |
| IC310 | 8-759-509-19 | IC XRU4053BF-E2 |
| IC311 | 8-759-509-05 | IC XRU4066BF |
| IC312 | 8-759-711-32 | IC NJM2245M |
| IC313 | 8-759-501-21 | IC MM1149XF |
| IC314 | 8-759-501-21 | IC MM1149XF |
| IC315 | 8-759-509-19 | IC XRU4053BF-E2 |
| IC316 | 8-759-048-09 | IC MM1148XF |
| IC317 | 8-759-009-51 | IC MC14538BF |
| IC318 | 8-759-509-57 | IC XRU4584BF |
| IC320 | 8-759-501-21 | IC MM1149XF |
| IC321 | 8-759-501-21 | IC MM1149XF |
| IC322 | 8-759-501-21 | IC MM1149XF |
| IC323 | 8-759-501-21 | IC MM1149XF |
| IC324 | 8-759-501-21 | IC MM1149XF |
| IC325 | 8-759-501-21 | IC MM1149XF |
| IC326 | 8-759-998-96 | IC LM324D |
| IC350 | 8-759-100-96 | IC UPC4558G2 |
| IC401 | 8-759-196-69 | IC BA7655AF-E2 |
| IC402 | 8-752-053-21 | IC CXA1211M |
| IC403 | 8-759-509-05 | IC XRU4066BF |
| IC404 | 8-752-052-62 | IC CXA1478S |
| IC405 | 8-759-509-19 | IC XRU4053BF-E2 |
| IC406 | 8-759-998-98 | IC LM358D |
| IC407 | 8-759-509-05 | IC XRU4066BF |
| IC408 | 8-759-509-91 | IC XRA10393F |
| IC409 | 8-759-998-96 | IC LM324D |
| IC410 | 8-759-932-64 | IC BU4052BF |
| IC411 | 8-759-008-92 | IC MC14024BF |
| IC412 | 8-759-509-19 | IC XRU4053BF-E2 |
| IC413 | 8-759-509-19 | IC XRU4053BF-E2 |
| IC500 | 8-749-010-07 | IC H8D7248 |
| IC502 | 8-759-009-51 | IC MC14538BF |
| IC503 | 8-759-009-51 | IC MC14538BF |
| IC504 | 8-752-053-21 | IC CXA1211M |
| IC505 | 8-759-520-07 | IC XRA17812T |

| REMARK | REF.NO. | PART NO. | DESCRIPTION | REMARK |
|--------------|---------|-----------------------|--------------------------------|-----------|
| | IC506 | 8-759-009-51 | IC MC14538BF | |
| | IC507 | 8-759-100-60 | IC UPC1377C | |
| | IC508 | 8-752-053-21 | IC CXA1211M | |
| | IC509 | 8-759-998-98 | IC LM358D | |
| | IC510 | 8-759-009-51 | IC MC14538BF | |
| <COIL> | | | | |
| | L101 | 1-408-609-41 | INDUCTOR | 33UH |
| | L102 | 1-408-417-00 | INDUCTOR | 47UH |
| | L104 | 1-410-478-11 | INDUCTOR | 47UH |
| | L105 | 1-410-482-31 | INDUCTOR | 100UH |
| | L300 | 1-410-478-11 | INDUCTOR | 47UH |
| | L301 | 1-408-411-00 | INDUCTOR | 15UH |
| | L302 | 1-412-008-31 | INDUCTOR CHIP | 15UH |
| | L303 | 1-408-416-00 | INDUCTOR | 39UH |
| | L304 | 1-412-008-31 | INDUCTOR CHIP | 15UH |
| | L305 | 1-410-196-11 | INDUCTOR CHIP | 2.2UH |
| | L306 | 1-408-416-00 | INDUCTOR | 39UH |
| | L307 | 1-408-411-00 | INDUCTOR | 15UH |
| | L308 | 1-410-466-41 | INDUCTOR | 4.7UH |
| | L309 | 1-410-470-11 | INDUCTOR | 10UH |
| | L311 | 1-410-470-11 | INDUCTOR | 10UH |
| | L312 | 1-412-011-31 | INDUCTOR CHIP | 27UH |
| | L314 | 1-412-011-31 | INDUCTOR CHIP | 27UH |
| | L316 | 1-412-011-31 | INDUCTOR CHIP | 27UH |
| | L317 | 1-410-090-41 | INDUCTOR | 18MMH |
| | L319 | 1-408-421-00 | INDUCTOR | 100UH |
| | L320 | 1-410-478-11 | INDUCTOR | 47UH |
| | L401 | 1-410-478-11 | INDUCTOR | 47UH |
| | L402 | 1-410-216-31 | INDUCTOR CHIP | 100UH |
| | L403 | 1-410-216-31 | INDUCTOR CHIP | 100UH |
| | L404 | 1-410-216-31 | INDUCTOR CHIP | 100UH |
| | L405 | 1-408-419-00 | INDUCTOR | 68UH |
| | L406 | 1-408-419-00 | INDUCTOR | 68UH |
| | L407 | 1-408-413-00 | INDUCTOR | 22UH |
| | L408 | 1-408-413-00 | INDUCTOR | 22UH |
| | L409 | 1-410-214-31 | INDUCTOR CHIP | 68UH |
| | L500 | 1-459-155-00 | COIL (WITH CORE) | 45UH |
| | L501 | 1-407-365-00 | COIL, CHOKE | |
| | L502 | 1-407-365-00 | COIL, CHOKE | |
| | L503 | 1-410-093-11 | INDUCTOR | 33MMH |
| | L504 | 1-410-666-31 | INDUCTOR | 18UH |
| | L505 | 1-410-671-31 | INDUCTOR | 47UH |
| | L507 | 1-410-686-11 | INDUCTOR | 1MMH |
| | L508 | 1-412-530-31 | INDUCTOR | 27UH |
| | L509 | 1-459-075-00 | COIL, DYNAMIC CONVERSION CHOKE | |
| | L511 | 1-459-106-00 | COIL, DUST CORE | |
| | L512 | Δ 1-459-155-00 | COIL (WITH CORE) | 45UH |
| | L513 | 1-412-447-11 | INDUCTOR | 3.9MMH |
| | L514 | 1-459-104-00 | COIL, DUST CORE | |
| | L515 | 1-459-059-00 | COIL, DUST CORE | |
| | L516 | Δ 1-459-760-13 | COIL, HORIZONTAL LINEARITY | |
| | L517 | 1-412-547-21 | INDUCTOR | 680UH |
| <NEON LAMP> | | | | |
| | NL500 | 1-519-526-11 | LAMP, NEON | |
| <TRANSISTOR> | | | | |
| | Q101 | 8-729-901-01 | TRANSISTOR | DTC144EK |
| | Q102 | 8-729-216-22 | TRANSISTOR | 2SA1162-G |

A (PVM-1351Q/1354Q)

| REF. NO. | PART NO. | DESCRIPTION | REMARK | REF. NO. | PART NO. | DESCRIPTION | REMARK |
|----------|--------------|-------------------------|--------|----------|--------------|-------------------------|--------|
| Q103 | 8-729-216-22 | TRANSISTOR 2SA1162-G | | Q354 | 8-729-120-28 | TRANSISTOR 2SC1623-L5L6 | |
| Q104 | 8-729-907-26 | TRANSISTOR 1MX1 | | Q355 | 8-729-120-28 | TRANSISTOR 2SC1623-L5L6 | |
| Q105 | 8-729-901-06 | TRANSISTOR DTA144EK | | Q356 | 8-729-901-01 | TRANSISTOR DTC144EK | |
| Q107 | 8-729-901-06 | TRANSISTOR DTA144EK | | Q357 | 8-729-120-28 | TRANSISTOR 2SC1623-L5L6 | |
| Q108 | 8-729-120-28 | TRANSISTOR 2SC1623-L5L6 | | Q358 | 8-729-120-28 | TRANSISTOR 2SC1623-L5L6 | |
| Q109 | 8-729-120-28 | TRANSISTOR 2SC1623-L5L6 | | Q359 | 8-729-216-22 | TRANSISTOR 2SA1162-G | |
| Q110 | 8-729-120-28 | TRANSISTOR 2SC1623-L5L6 | | Q360 | 8-729-907-26 | TRANSISTOR 1MX1 | |
| Q111 | 8-729-901-06 | TRANSISTOR DTA144EK | | Q361 | 8-729-901-06 | TRANSISTOR DTA144EK | |
| Q112 | 8-729-120-28 | TRANSISTOR 2SC1623-L5L6 | | Q362 | 8-729-120-28 | TRANSISTOR 2SC1623-L5L6 | |
| Q113 | 8-729-120-28 | TRANSISTOR 2SC1623-L5L6 | | Q363 | 8-729-120-28 | TRANSISTOR 2SC1623-L5L6 | |
| Q114 | 8-729-119-78 | TRANSISTOR 2SC2785-HFE | | Q364 | 8-729-901-01 | TRANSISTOR DTC144EK | |
| Q200 | 8-729-140-96 | TRANSISTOR 2SD774-34 | | Q365 | 8-729-901-01 | TRANSISTOR DTC144EK | |
| Q201 | 8-729-120-28 | TRANSISTOR 2SC1623-L5L6 | | Q366 | 8-729-216-22 | TRANSISTOR 2SA1162-G | |
| Q300 | 8-729-120-28 | TRANSISTOR 2SC1623-L5L6 | | Q367 | 8-729-216-22 | TRANSISTOR 2SA1162-G | |
| Q301 | 8-729-120-28 | TRANSISTOR 2SC1623-L5L6 | | Q368 | 8-729-216-22 | TRANSISTOR 2SA1162-G | |
| Q302 | 8-729-216-22 | TRANSISTOR 2SA1162-G | | Q369 | 8-729-901-06 | TRANSISTOR DTA144EK | |
| Q303 | 8-729-120-28 | TRANSISTOR 2SC1623-L5L6 | | Q372 | 8-729-901-01 | TRANSISTOR DTC144EK | |
| Q304 | 8-729-120-28 | TRANSISTOR 2SC1623-L5L6 | | Q376 | 8-729-901-01 | TRANSISTOR DTC144EK | |
| Q305 | 8-729-120-28 | TRANSISTOR 2SC1623-L5L6 | | Q377 | 8-729-901-01 | TRANSISTOR DTC144EK | |
| Q306 | 8-729-120-28 | TRANSISTOR 2SC1623-L5L6 | | Q378 | 8-729-901-06 | TRANSISTOR DTA144EK | |
| Q307 | 8-729-120-28 | TRANSISTOR 2SC1623-L5L6 | | Q401 | 8-729-120-28 | TRANSISTOR 2SC1623-L5L6 | |
| Q308 | 8-729-120-28 | TRANSISTOR 2SC1623-L5L6 | | Q402 | 8-729-120-28 | TRANSISTOR 2SC1623-L5L6 | |
| Q309 | 8-729-216-22 | TRANSISTOR 2SA1162-G | | Q403 | 8-729-901-01 | TRANSISTOR DTC144EK | |
| Q310 | 8-729-216-22 | TRANSISTOR 2SA1162-G | | Q404 | 8-729-216-22 | TRANSISTOR 2SA1162-G | |
| Q311 | 8-729-216-22 | TRANSISTOR 2SA1162-G | | Q405 | 8-729-216-22 | TRANSISTOR 2SA1162-G | |
| Q312 | 8-729-120-28 | TRANSISTOR 2SC1623-L5L6 | | Q406 | 8-729-120-28 | TRANSISTOR 2SC1623-L5L6 | |
| Q313 | 8-729-216-22 | TRANSISTOR 2SA1162-G | | Q407 | 8-729-120-28 | TRANSISTOR 2SC1623-L5L6 | |
| Q314 | 8-729-901-06 | TRANSISTOR DTA144EK | | Q408 | 8-729-216-22 | TRANSISTOR 2SA1162-G | |
| Q315 | 8-729-216-22 | TRANSISTOR 2SA1162-G | | Q409 | 8-729-216-22 | TRANSISTOR 2SA1162-G | |
| Q316 | 8-729-120-28 | TRANSISTOR 2SC1623-L5L6 | | Q410 | 8-729-907-26 | TRANSISTOR 1MX1 | |
| Q318 | 8-729-216-22 | TRANSISTOR 2SA1162-G | | Q411 | 8-729-120-28 | TRANSISTOR 2SC1623-L5L6 | |
| Q319 | 8-729-120-28 | TRANSISTOR 2SC1623-L5L6 | | Q412 | 8-729-216-22 | TRANSISTOR 2SA1162-G | |
| Q320 | 8-729-119-78 | TRANSISTOR 2SC2785-HFE | | Q413 | 8-729-141-53 | TRANSISTOR 2SK94-X2X3X4 | |
| Q321 | 8-729-120-28 | TRANSISTOR 2SC1623-L5L6 | | Q414 | 8-729-216-22 | TRANSISTOR 2SA1162-G | |
| Q322 | 8-729-120-28 | TRANSISTOR 2SC1623-L5L6 | | Q415 | 8-729-216-22 | TRANSISTOR 2SA1162-G | |
| Q323 | 8-729-901-01 | TRANSISTOR DTC144EK | | Q416 | 8-729-216-22 | TRANSISTOR 2SA1162-G | |
| Q324 | 8-729-901-01 | TRANSISTOR DTC144EK | | Q417 | 8-729-216-22 | TRANSISTOR 2SA1162-G | |
| Q325 | 8-729-120-28 | TRANSISTOR 2SC1623-L5L6 | | Q418 | 8-729-120-28 | TRANSISTOR 2SC1623-L5L6 | |
| Q326 | 8-729-120-28 | TRANSISTOR 2SC1623-L5L6 | | Q419 | 8-729-216-22 | TRANSISTOR 2SA1162-G | |
| Q327 | 8-729-216-22 | TRANSISTOR 2SA1162-G | | Q420 | 8-729-216-22 | TRANSISTOR 2SA1162-G | |
| Q328 | 8-729-141-53 | TRANSISTOR 2SK94-X2X3X4 | | Q421 | 8-729-901-01 | TRANSISTOR DTC144EK | |
| Q329 | 8-729-141-53 | TRANSISTOR 2SK94-X2X3X4 | | Q422 | 8-729-120-28 | TRANSISTOR 2SC1623-L5L6 | |
| Q330 | 8-729-216-22 | TRANSISTOR 2SA1162-G | | Q423 | 8-729-120-28 | TRANSISTOR 2SC1623-L5L6 | |
| Q331 | 8-729-216-22 | TRANSISTOR 2SA1162-G | | Q424 | 8-729-901-01 | TRANSISTOR DTC144EK | |
| Q332 | 8-729-901-01 | TRANSISTOR DTC144EK | | Q425 | 8-729-901-01 | TRANSISTOR DTC144EK | |
| Q333 | 8-729-120-28 | TRANSISTOR 2SC1623-L5L6 | | Q426 | 8-729-901-01 | TRANSISTOR DTC144EK | |
| Q334 | 8-729-216-22 | TRANSISTOR 2SA1162-G | | Q428 | 8-729-216-22 | TRANSISTOR 2SA1162-G | |
| Q335 | 8-729-120-28 | TRANSISTOR 2SC1623-L5L6 | | Q429 | 8-729-216-22 | TRANSISTOR 2SA1162-G | |
| Q336 | 8-729-109-44 | TRANSISTOR 2SK94-X4 | | Q430 | 8-729-120-28 | TRANSISTOR 2SC1623-L5L6 | |
| Q337 | 8-729-120-28 | TRANSISTOR 2SC1623-L5L6 | | Q431 | 8-729-120-28 | TRANSISTOR 2SC1623-L5L6 | |
| Q338 | 8-729-120-28 | TRANSISTOR 2SC1623-L5L6 | | Q432 | 8-729-120-28 | TRANSISTOR 2SC1623-L5L6 | |
| Q339 | 8-729-216-22 | TRANSISTOR 2SA1162-G | | Q433 | 8-729-901-01 | TRANSISTOR DTC144EK | |
| Q341 | 8-729-920-39 | TRANSISTOR 1MT1US | | Q434 | 8-729-120-28 | TRANSISTOR 2SC1623-L5L6 | |
| Q342 | 8-729-920-39 | TRANSISTOR 1MT1US | | Q435 | 8-729-901-01 | TRANSISTOR DTC144EK | |
| Q343 | 8-729-920-39 | TRANSISTOR 1MT1US | | Q436 | 8-729-901-01 | TRANSISTOR DTC144EK | |
| Q345 | 8-729-120-28 | TRANSISTOR 2SC1623-L5L6 | | Q437 | 8-729-901-01 | TRANSISTOR DTC144EK | |
| Q346 | 8-729-120-28 | TRANSISTOR 2SC1623-L5L6 | | Q438 | 8-729-120-28 | TRANSISTOR 2SC1623-L5L6 | |
| Q347 | 8-729-901-01 | TRANSISTOR DTC144EK | | Q439 | 8-729-216-22 | TRANSISTOR 2SA1162-G | |
| Q348 | 8-729-216-22 | TRANSISTOR 2SA1162-G | | Q440 | 8-729-120-28 | TRANSISTOR 2SC1623-L5L6 | |
| Q349 | 8-729-216-22 | TRANSISTOR 2SA1162-G | | Q441 | 8-729-141-53 | TRANSISTOR 2SK94-X2X3X4 | |
| Q350 | 8-729-216-22 | TRANSISTOR 2SA1162-G | | Q442 | 8-729-120-28 | TRANSISTOR 2SC1623-L5L6 | |
| Q351 | 8-729-120-28 | TRANSISTOR 2SC1623-L5L6 | | Q443 | 8-729-216-22 | TRANSISTOR 2SA1162-G | |
| Q352 | 8-729-120-28 | TRANSISTOR 2SC1623-L5L6 | | Q444 | 8-729-120-28 | TRANSISTOR 2SC1623-L5L6 | |
| Q353 | 8-729-120-28 | TRANSISTOR 2SC1623-L5L6 | | | | | |

A (PVM-1351Q/1354Q)

| REF.NO. | PART NO. | DESCRIPTION | REMARK | REF.NO. | PART NO. | DESCRIPTION | REMARK |
|------------|--------------|-------------------------|--------|---------|--------------|----------------------|--------|
| Q445 | 8-729-901-01 | TRANSISTOR DTC144EK | | R134 | 1-216-065-00 | METAL GLAZE 4.7K 5% | 1/10W |
| Q500 | 8-729-216-22 | TRANSISTOR 2SA1162-G | | R135 | 1-216-085-00 | METAL GLAZE 33K 5% | 1/10W |
| Q501 | 8-729-800-35 | TRANSISTOR 2SD1397-CA | | R136 | 1-216-295-00 | METAL GLAZE 0 5% | 1/10W |
| Q502 | 8-729-119-80 | TRANSISTOR 2SC2688-LK | | R137 | 1-216-065-00 | METAL GLAZE 4.7K 5% | 1/10W |
| Q503 | 8-729-313-42 | TRANSISTOR 2SD1134-C | | R138 | 1-216-295-00 | METAL GLAZE 0 5% | 1/10W |
| Q505 | 8-729-120-28 | TRANSISTOR 2SC1623-L5L6 | | R139 | 1-216-295-00 | METAL GLAZE 0 5% | 1/10W |
| Q506 | 8-729-120-28 | TRANSISTOR 2SC1623-L5L6 | | R140 | 1-216-033-00 | METAL GLAZE 220 5% | 1/10W |
| Q507 | 8-729-120-28 | TRANSISTOR 2SC1623-L5L6 | | R141 | 1-216-085-00 | METAL GLAZE 33K 5% | 1/10W |
| Q508 | 8-729-216-22 | TRANSISTOR 2SA1162-G | | R142 | 1-216-295-00 | METAL GLAZE 0 5% | 1/10W |
| Q509 | 8-729-901-06 | TRANSISTOR DTA144EK | | R143 | 1-216-295-00 | METAL GLAZE 0 5% | 1/10W |
| Q510 | 8-729-900-89 | TRANSISTOR DTC144ES | | R144 | 1-216-295-00 | METAL GLAZE 0 5% | 1/10W |
| Q511 | 8-729-120-28 | TRANSISTOR 2SC1623-L5L6 | | R145 | 1-216-295-00 | METAL GLAZE 0 5% | 1/10W |
| Q512 | 8-729-195-82 | TRANSISTOR 2SC2958-L | | R147 | 1-216-295-00 | METAL GLAZE 0 5% | 1/10W |
| Q513 | 8-729-122-03 | TRANSISTOR 2SA1220A-P | | R148 | 1-216-295-00 | METAL GLAZE 0 5% | 1/10W |
| Q514 | 8-729-901-00 | TRANSISTOR DTC124EK | | R149 | 1-216-065-00 | METAL GLAZE 4.7K 5% | 1/10W |
| Q515 | 8-729-169-02 | TRANSISTOR 2SC2690A-Q | | R150 | 1-216-295-00 | METAL GLAZE 0 5% | 1/10W |
| Q517 | 8-729-901-06 | TRANSISTOR DTA144EK | | R151 | 1-216-061-00 | METAL GLAZE 3.3K 5% | 1/10W |
| Q518 | 8-729-901-01 | TRANSISTOR DTC144EK | | R152 | 1-216-295-00 | METAL GLAZE 0 5% | 1/10W |
| Q519 | 8-729-901-01 | TRANSISTOR DTC144EK | | R153 | 1-216-295-00 | METAL GLAZE 0 5% | 1/10W |
| Q520 | 8-729-905-67 | TRANSISTOR 2SD1944-K | | R154 | 1-216-065-00 | METAL GLAZE 4.7K 5% | 1/10W |
| Q522 | 8-729-120-28 | TRANSISTOR 2SC1623-L5L6 | | R155 | 1-249-434-11 | CARBON 27K 5% | 1/4W |
| Q523 | 8-729-120-28 | TRANSISTOR 2SC1623-L5L6 | | R156 | 1-216-295-00 | METAL GLAZE 0 5% | 1/10W |
| Q524 | 8-729-119-78 | TRANSISTOR 2SC2785-HFE | | R157 | 1-216-065-00 | METAL GLAZE 4.7K 5% | 1/10W |
| Q525 | 8-729-119-76 | TRANSISTOR 2SA1175-HFE | | R158 | 1-216-295-00 | METAL GLAZE 0 5% | 1/10W |
| Q526 | 8-729-216-22 | TRANSISTOR 2SA1162-G | | R159 | 1-216-063-00 | METAL GLAZE 3.9K 5% | 1/10W |
| Q527 | 8-729-120-28 | TRANSISTOR 2SC1623-L5L6 | | R160 | 1-216-061-00 | METAL GLAZE 3.3K 5% | 1/10W |
| <RESISTOR> | | | | R162 | 1-216-065-00 | METAL GLAZE 4.7K 5% | 1/10W |
| JR122 | 1-216-295-00 | METAL GLAZE 0 5% | 1/10W | R163 | 1-216-065-00 | METAL GLAZE 4.7K 5% | 1/10W |
| JR123 | 1-216-295-00 | METAL GLAZE 0 5% | 1/10W | R164 | 1-216-067-00 | METAL GLAZE 5.6K 5% | 1/10W |
| JR302 | 1-216-295-00 | METAL GLAZE 0 5% | 1/10W | R165 | 1-216-295-00 | METAL GLAZE 0 5% | 1/10W |
| R101 | 1-216-025-00 | METAL GLAZE 100 5% | 1/10W | R167 | 1-216-061-00 | METAL GLAZE 3.3K 5% | 1/10W |
| R102 | 1-216-025-00 | METAL GLAZE 100 5% | 1/10W | R168 | 1-216-085-00 | METAL GLAZE 33K 5% | 1/10W |
| R103 | 1-216-025-00 | METAL GLAZE 100 5% | 1/10W | R169 | 1-216-107-00 | METAL GLAZE 270K 5% | 1/10W |
| R104 | 1-216-073-00 | METAL GLAZE 10K 5% | 1/10W | R170 | 1-216-295-00 | METAL GLAZE 0 5% | 1/10W |
| R105 | 1-216-059-00 | METAL GLAZE 2.7K 5% | 1/10W | R171 | 1-216-031-00 | METAL GLAZE 180 5% | 1/10W |
| R106 | 1-216-065-00 | METAL GLAZE 4.7K 5% | 1/10W | R172 | 1-216-295-00 | METAL GLAZE 0 5% | 1/10W |
| R107 | 1-216-065-00 | METAL GLAZE 4.7K 5% | 1/10W | R173 | 1-216-295-00 | METAL GLAZE 0 5% | 1/10W |
| R108 | 1-216-065-00 | METAL GLAZE 4.7K 5% | 1/10W | R174 | 1-216-295-00 | METAL GLAZE 0 5% | 1/10W |
| R109 | 1-216-065-00 | METAL GLAZE 4.7K 5% | 1/10W | R175 | 1-216-295-00 | METAL GLAZE 0 5% | 1/10W |
| R110 | 1-216-073-00 | METAL GLAZE 10K 5% | 1/10W | R177 | 1-216-065-00 | METAL GLAZE 4.7K 5% | 1/10W |
| R111 | 1-216-295-00 | METAL GLAZE 0 5% | 1/10W | R180 | 1-216-295-00 | METAL GLAZE 0 5% | 1/10W |
| R112 | 1-216-295-00 | METAL GLAZE 0 5% | 1/10W | R181 | 1-216-065-00 | METAL GLAZE 4.7K 5% | 1/10W |
| R113 | 1-216-085-00 | METAL GLAZE 33K 5% | 1/10W | R183 | 1-216-295-00 | METAL GLAZE 0 5% | 1/10W |
| R114 | 1-216-295-00 | METAL GLAZE 0 5% | 1/10W | R184 | 1-216-295-00 | METAL GLAZE 0 5% | 1/10W |
| R115 | 1-216-295-00 | METAL GLAZE 0 5% | 1/10W | R185 | 1-216-073-00 | METAL GLAZE 10K 5% | 1/10W |
| R116 | 1-218-761-11 | METAL CHIP 240K 0.50% | 1/10W | R186 | 1-216-295-00 | METAL GLAZE 0 5% | 1/10W |
| R117 | 1-216-089-91 | METAL GLAZE 47K 5% | 1/10W | R187 | 1-216-061-00 | METAL GLAZE 3.3K 5% | 1/10W |
| R118 | 1-216-295-00 | METAL GLAZE 0 5% | 1/10W | R188 | 1-216-295-00 | METAL GLAZE 0 5% | 1/10W |
| R119 | 1-216-689-11 | METAL GLAZE 39K 5% | 1/10W | R189 | 1-216-073-00 | METAL GLAZE 10K 5% | 1/10W |
| R120 | 1-216-295-00 | METAL GLAZE 0 5% | 1/10W | R190 | 1-216-049-00 | METAL GLAZE 1K 5% | 1/10W |
| R121 | 1-216-295-00 | METAL GLAZE 0 5% | 1/10W | R192 | 1-216-073-00 | METAL GLAZE 10K 5% | 1/10W |
| R122 | 1-216-295-00 | METAL GLAZE 0 5% | 1/10W | R193 | 1-216-295-00 | METAL GLAZE 0 5% | 1/10W |
| R123 | 1-216-295-00 | METAL GLAZE 0 5% | 1/10W | R194 | 1-216-295-00 | METAL GLAZE 0 5% | 1/10W |
| R124 | 1-216-295-00 | METAL GLAZE 0 5% | 1/10W | R195 | 1-216-071-00 | METAL GLAZE 8.2K 5% | 1/10W |
| R125 | 1-216-295-00 | METAL GLAZE 0 5% | 1/10W | R197 | 1-216-061-00 | METAL GLAZE 3.3K 5% | 1/10W |
| R126 | 1-216-295-00 | METAL GLAZE 0 5% | 1/10W | R198 | 1-216-295-00 | METAL GLAZE 0 5% | 1/10W |
| R127 | 1-216-295-00 | METAL GLAZE 0 5% | 1/10W | R199 | 1-216-295-00 | METAL GLAZE 0 5% | 1/10W |
| R128 | 1-216-295-00 | METAL GLAZE 0 5% | 1/10W | R200 | 1-216-684-11 | METAL CHIP 24K 0.50% | 1/10W |
| R129 | 1-216-295-00 | METAL GLAZE 0 5% | 1/10W | R201 | 1-216-049-00 | METAL GLAZE 1K 5% | 1/10W |
| R130 | 1-216-099-00 | METAL GLAZE 120K 5% | 1/10W | R202 | 1-212-857-00 | FUSIBLE 10 5% | 1/4W F |
| R131 | 1-216-295-00 | METAL GLAZE 0 5% | 1/10W | R203 | 1-260-095-11 | CARBON 470 5% | 1/2W |
| R132 | 1-216-065-00 | METAL GLAZE 4.7K 5% | 1/10W | R204 | 1-260-072-11 | CARBON 4.7 5% | 1/2W |
| R133 | 1-216-091-00 | METAL GLAZE 56K 5% | 1/10W | R205 | 1-216-647-11 | METAL CHIP 680 0.50% | 1/10W |
| | | | | R206 | 1-216-073-00 | METAL GLAZE 10K 5% | 1/10W |

A (PVM-1351Q/1354Q)

| REF. NO. | PART NO. | DESCRIPTION | REMARK | REF. NO. | PART NO. | DESCRIPTION | REMARK |
|----------|--------------|-------------|------------|----------|----------|--------------|-----------------------------|
| R207 | 1-216-065-00 | METAL GLAZE | 4.7K 5% | 1/10W | R363 | 1-216-113-00 | METAL GLAZE 470K 5% 1/10W |
| R208 | 1-216-065-00 | METAL GLAZE | 4.7K 5% | 1/10W | R364 | 1-216-113-00 | METAL GLAZE 470K 5% 1/10W |
| R209 | 1-216-073-00 | METAL GLAZE | 10K 5% | 1/10W | R366 | 1-216-065-00 | METAL GLAZE 4.7K 5% 1/10W |
| R210 | 1-216-061-00 | METAL GLAZE | 3.3K 5% | 1/10W | R367 | 1-216-051-00 | METAL GLAZE 1.2K 5% 1/10W |
| R211 | 1-249-393-11 | CARBON | 10 5% | 1/4W F | R368 | 1-216-049-00 | METAL GLAZE 1K 5% 1/10W |
| R237 | 1-216-089-91 | METAL GLAZE | 47K 5% | 1/10W | R371 | 1-216-069-00 | METAL GLAZE 6.8K 5% 1/10W |
| R301 | 1-216-025-00 | METAL GLAZE | 100 5% | 1/10W | R372 | 1-216-053-00 | METAL GLAZE 1.5K 5% 1/10W |
| R302 | 1-216-025-00 | METAL GLAZE | 100 5% | 1/10W | R373 | 1-216-645-11 | METAL CHIP 560 0.50% 1/10W |
| R303 | 1-216-025-00 | METAL GLAZE | 100 5% | 1/10W | R374 | 1-216-647-11 | METAL CHIP 680 0.50% 1/10W |
| R304 | 1-216-025-00 | METAL GLAZE | 100 5% | 1/10W | R375 | 1-216-053-00 | METAL GLAZE 1.5K 5% 1/10W |
| R305 | 1-216-295-00 | METAL GLAZE | 0 5% | 1/10W | R376 | 1-216-111-00 | METAL GLAZE 390K 5% 1/10W |
| R306 | 1-216-295-00 | METAL GLAZE | 0 5% | 1/10W | R378 | 1-216-111-00 | METAL GLAZE 390K 5% 1/10W |
| R307 | 1-216-115-00 | METAL GLAZE | 560K 5% | 1/10W | R379 | 1-216-069-00 | METAL GLAZE 6.8K 5% 1/10W |
| R308 | 1-216-065-00 | METAL GLAZE | 4.7K 5% | 1/10W | R380 | 1-216-065-00 | METAL GLAZE 4.7K 5% 1/10W |
| R311 | 1-216-055-00 | METAL GLAZE | 1.8K 5% | 1/10W | R381 | 1-216-689-11 | METAL GLAZE 39K 5% 1/10W |
| R312 | 1-216-073-00 | METAL GLAZE | 10K 5% | 1/10W | R382 | 1-216-107-00 | METAL GLAZE 270K 5% 1/10W |
| R313 | 1-216-649-11 | METAL CHIP | 820 0.50% | 1/10W | R383 | 1-216-061-00 | METAL GLAZE 3.3K 5% 1/10W |
| R314 | 1-216-099-00 | METAL GLAZE | 120K 5% | 1/10W | R384 | 1-216-073-00 | METAL GLAZE 10K 5% 1/10W |
| R315 | 1-216-099-00 | METAL GLAZE | 120K 5% | 1/10W | R385 | 1-216-065-00 | METAL GLAZE 4.7K 5% 1/10W |
| R316 | 1-216-049-00 | METAL GLAZE | 1K 5% | 1/10W | R387 | 1-216-029-00 | METAL GLAZE 150 5% 1/10W |
| R317 | 1-216-057-00 | METAL GLAZE | 2.2K 5% | 1/10W | R388 | 1-216-033-00 | METAL GLAZE 220 5% 1/10W |
| R318 | 1-216-049-00 | METAL GLAZE | 1K 5% | 1/10W | R389 | 1-216-645-11 | METAL CHIP 560 0.50% 1/10W |
| R319 | 1-216-069-00 | METAL GLAZE | 6.8K 5% | 1/10W | R391 | 1-216-113-00 | METAL GLAZE 470K 5% 1/10W |
| R320 | 1-216-057-00 | METAL GLAZE | 2.2K 5% | 1/10W | R393 | 1-216-073-00 | METAL GLAZE 10K 5% 1/10W |
| R321 | 1-216-051-00 | METAL GLAZE | 1.2K 5% | 1/10W | R394 | 1-216-083-00 | METAL GLAZE 27K 5% 1/10W |
| R322 | 1-216-035-00 | METAL GLAZE | 270 5% | 1/10W | R395 | 1-216-647-11 | METAL CHIP 680 0.50% 1/10W |
| R323 | 1-216-109-00 | METAL GLAZE | 330K 5% | 1/10W | R396 | 1-216-113-00 | METAL GLAZE 470K 5% 1/10W |
| R324 | 1-216-101-00 | METAL GLAZE | 150K 5% | 1/10W | R397 | 1-216-113-00 | METAL GLAZE 470K 5% 1/10W |
| R325 | 1-216-037-00 | METAL GLAZE | 330 5% | 1/10W | R398 | 1-216-105-00 | METAL GLAZE 220K 5% 1/10W |
| R326 | 1-216-033-00 | METAL GLAZE | 220 5% | 1/10W | R399 | 1-216-111-00 | METAL GLAZE 390K 5% 1/10W |
| R328 | 1-216-121-00 | METAL GLAZE | 1M 5% | 1/10W | R401 | 1-216-053-00 | METAL GLAZE 1.5K 5% 1/10W |
| R329 | 1-216-055-00 | METAL GLAZE | 1.8K 5% | 1/10W | R402 | 1-216-053-00 | METAL GLAZE 1.5K 5% 1/10W |
| R330 | 1-216-089-91 | METAL GLAZE | 47K 5% | 1/10W | R403 | 1-216-069-00 | METAL GLAZE 6.8K 5% 1/10W |
| R331 | 1-216-093-00 | METAL GLAZE | 68K 5% | 1/10W | R404 | 1-216-029-00 | METAL GLAZE 150 5% 1/10W |
| R332 | 1-216-097-00 | METAL GLAZE | 100K 5% | 1/10W | R406 | 1-216-083-00 | METAL GLAZE 27K 5% 1/10W |
| R333 | 1-216-097-00 | METAL GLAZE | 100K 5% | 1/10W | R407 | 1-216-085-00 | METAL GLAZE 33K 5% 1/10W |
| R334 | 1-216-093-00 | METAL GLAZE | 68K 5% | 1/10W | R408 | 1-216-689-11 | METAL CHIP 39K 0.50% 1/10W |
| R335 | 1-216-083-00 | METAL GLAZE | 27K 5% | 1/10W | R410 | 1-216-069-00 | METAL GLAZE 6.8K 5% 1/10W |
| R336 | 1-216-065-00 | METAL GLAZE | 4.7K 5% | 1/10W | R411 | 1-216-033-00 | METAL GLAZE 220 5% 1/10W |
| R337 | 1-216-073-00 | METAL GLAZE | 10K 5% | 1/10W | R412 | 1-216-089-91 | METAL GLAZE 47K 5% 1/10W |
| R338 | 1-216-091-00 | METAL GLAZE | 56K 5% | 1/10W | R413 | 1-216-668-11 | METAL CHIP 5.1K 0.50% 1/10W |
| R339 | 1-216-071-00 | METAL GLAZE | 8.2K 5% | 1/10W | R416 | 1-216-113-00 | METAL GLAZE 470K 5% 1/10W |
| R340 | 1-216-089-91 | METAL GLAZE | 47K 5% | 1/10W | R417 | 1-216-665-11 | METAL CHIP 3.9K 0.50% 1/10W |
| R341 | 1-216-673-11 | METAL CHIP | 8.2K 0.50% | 1/10W | R418 | 1-216-667-11 | METAL CHIP 4.7K 0.50% 1/10W |
| R342 | 1-216-065-00 | METAL GLAZE | 4.7K 5% | 1/10W | R419 | 1-216-065-00 | METAL GLAZE 4.7K 5% 1/10W |
| R343 | 1-216-095-00 | METAL GLAZE | 82K 5% | 1/10W | R420 | 1-216-689-11 | METAL GLAZE 39K 5% 1/10W |
| R344 | 1-216-099-00 | METAL GLAZE | 120K 5% | 1/10W | R422 | 1-216-073-00 | METAL GLAZE 10K 5% 1/10W |
| R345 | 1-216-063-00 | METAL GLAZE | 3.9K 5% | 1/10W | R423 | 1-216-073-00 | METAL GLAZE 10K 5% 1/10W |
| R346 | 1-216-057-00 | METAL GLAZE | 2.2K 5% | 1/10W | R424 | 1-216-033-00 | METAL GLAZE 220 5% 1/10W |
| R347 | 1-216-065-00 | METAL GLAZE | 4.7K 5% | 1/10W | R425 | 1-216-049-00 | METAL GLAZE 1K 5% 1/10W |
| R348 | 1-216-031-00 | METAL GLAZE | 180 5% | 1/10W | R426 | 1-216-039-00 | METAL GLAZE 390 5% 1/10W |
| R349 | 1-216-694-11 | METAL CHIP | 62K 0.50% | 1/10W | R427 | 1-216-033-00 | METAL GLAZE 220 5% 1/10W |
| R350 | 1-216-085-00 | METAL GLAZE | 33K 5% | 1/10W | R428 | 1-216-097-00 | METAL GLAZE 100K 5% 1/10W |
| R351 | 1-216-061-00 | METAL GLAZE | 3.3K 5% | 1/10W | R429 | 1-216-073-00 | METAL GLAZE 10K 5% 1/10W |
| R352 | 1-216-675-11 | METAL CHIP | 10K 0.50% | 1/10W | R430 | 1-216-119-00 | METAL GLAZE 820K 5% 1/10W |
| R353 | 1-216-049-00 | METAL GLAZE | 1K 5% | 1/10W | R431 | 1-216-097-00 | METAL GLAZE 100K 5% 1/10W |
| R355 | 1-216-059-00 | METAL GLAZE | 2.7K 5% | 1/10W | R432 | 1-216-089-91 | METAL GLAZE 47K 5% 1/10W |
| R356 | 1-216-689-11 | METAL GLAZE | 39K 5% | 1/10W | R434 | 1-216-109-00 | METAL GLAZE 330K 5% 1/10W |
| R357 | 1-216-121-00 | METAL GLAZE | 1M 5% | 1/10W | R435 | 1-216-105-00 | METAL GLAZE 220K 5% 1/10W |
| R358 | 1-216-053-00 | METAL GLAZE | 1.5K 5% | 1/10W | R436 | 1-216-113-00 | METAL GLAZE 470K 5% 1/10W |
| R359 | 1-216-065-00 | METAL GLAZE | 4.7K 5% | 1/10W | R437 | 1-216-097-00 | METAL GLAZE 100K 5% 1/10W |
| R360 | 1-216-039-00 | METAL GLAZE | 390 5% | 1/10W | R438 | 1-216-053-00 | METAL GLAZE 1.5K 5% 1/10W |
| R361 | 1-216-025-00 | METAL GLAZE | 100 5% | 1/10W | R439 | 1-216-033-00 | METAL GLAZE 220 5% 1/10W |
| R362 | 1-216-067-00 | METAL GLAZE | 5.6K 5% | 1/10W | | | |

A (PVM-1351Q/1354Q)

| REF. NO. | PART NO. | DESCRIPTION | REMARK | REF. NO. | PART NO. | DESCRIPTION | REMARK |
|----------|--------------|-------------|------------------|----------|--------------|-------------|-----------------|
| R440 | 1-216-049-00 | METAL GLAZE | 1K 5% 1/10W | R507 | 1-216-083-00 | METAL GLAZE | 27K 5% 1/10W |
| R441 | 1-216-645-11 | METAL CHIP | 560 0.50% 1/10W | R508 | 1-216-105-00 | METAL GLAZE | 220K 5% 1/10W |
| R442 | 1-216-647-11 | METAL CHIP | 680 0.50% 1/10W | R509 | 1-216-089-91 | METAL GLAZE | 47K 5% 1/10W |
| R443 | 1-216-049-00 | METAL GLAZE | 1K 5% 1/10W | R510 | 1-216-097-00 | METAL GLAZE | 100K 5% 1/10W |
| R444 | 1-216-105-00 | METAL GLAZE | 220K 5% 1/10W | R511 | 1-216-099-00 | METAL GLAZE | 120K 5% 1/10W |
| R445 | 1-216-095-00 | METAL GLAZE | 82K 5% 1/10W | R512 | 1-216-055-00 | METAL GLAZE | 1.8K 5% 1/10W |
| R447 | 1-216-069-00 | METAL GLAZE | 6.8K 5% 1/10W | R513 | 1-216-295-00 | METAL GLAZE | 0 5% 1/10W |
| R448 | 1-216-049-00 | METAL GLAZE | 1K 5% 1/10W | R514 | 1-216-295-00 | METAL GLAZE | 0 5% 1/10W |
| R449 | 1-216-073-00 | METAL GLAZE | 10K 5% 1/10W | R515 | 1-216-675-11 | METAL CHIP | 10K 0.50% 1/10W |
| R450 | 1-216-121-00 | METAL GLAZE | 1M 5% 1/10W | R516 | 1-216-697-11 | METAL CHIP | 82K 0.50% 1/10W |
| R451 | 1-216-037-00 | METAL GLAZE | 330 5% 1/10W | R517 | 1-214-888-00 | METAL | 10K 1% 1/2W |
| R452 | 1-216-651-11 | METAL CHIP | 1K 0.50% 1/10W | R518 | 1-260-123-11 | CARBON | 100K 5% 1/2W |
| R453 | 1-216-097-00 | METAL GLAZE | 100K 5% 1/10W | R519 | 1-216-017-00 | METAL GLAZE | 47 5% 1/10W |
| R455 | 1-216-085-00 | METAL GLAZE | 33K 5% 1/10W | R520 | 1-249-423-11 | CARBON | 3.3K 5% 1/4W F |
| R456 | 1-216-053-00 | METAL GLAZE | 1.5K 5% 1/10W | R521 | 1-216-065-00 | METAL GLAZE | 4.7K 5% 1/10W |
| R457 | 1-216-025-00 | METAL GLAZE | 100 5% 1/10W | R522 | 1-260-111-11 | CARBON | 10K 5% 1/2W |
| R458 | 1-216-113-00 | METAL GLAZE | 470K 5% 1/10W | R523 | 1-215-892-11 | METAL OXIDE | 1K 5% 2W F |
| R459 | 1-216-649-11 | METAL CHIP | 820 0.50% 1/10W | R524 | 1-216-093-00 | METAL GLAZE | 68K 5% 1/10W |
| R460 | 1-216-073-00 | METAL GLAZE | 10K 5% 1/10W | R525 | 1-216-069-00 | METAL GLAZE | 6.8K 5% 1/10W |
| R462 | 1-216-651-11 | METAL CHIP | 1K 0.50% 1/10W | R526 | 1-216-089-91 | METAL GLAZE | 47K 5% 1/10W |
| R463 | 1-216-065-00 | METAL GLAZE | 4.7K 5% 1/10W | R527 | 1-216-089-91 | METAL GLAZE | 47K 5% 1/10W |
| R464 | 1-216-065-00 | METAL GLAZE | 4.7K 5% 1/10W | R528 | 1-216-089-91 | METAL GLAZE | 47K 5% 1/10W |
| R465 | 1-216-025-00 | METAL GLAZE | 100 5% 1/10W | R529 | 1-216-089-91 | METAL GLAZE | 47K 5% 1/10W |
| R466 | 1-216-077-00 | METAL GLAZE | 15K 5% 1/10W | R530 | 1-216-367-11 | METAL OXIDE | 0.68 5% 2W F |
| R467 | 1-216-121-00 | METAL GLAZE | 1M 5% 1/10W | R531 | 1-216-077-00 | METAL GLAZE | 15K 5% 1/10W |
| R468 | 1-216-105-00 | METAL GLAZE | 220K 5% 1/10W | R532 | 1-215-919-71 | METAL OXIDE | 2.2K 5% 3W F |
| R469 | 1-216-063-00 | METAL GLAZE | 3.9K 5% 1/10W | R533 | 1-247-723-11 | CARBON | 6.8K 5% 1/4W F |
| R470 | 1-216-069-00 | METAL GLAZE | 6.8K 5% 1/10W | R534 | 1-216-085-00 | METAL GLAZE | 33K 5% 1/10W |
| R471 | 1-216-109-00 | METAL GLAZE | 330K 5% 1/10W | R535 | 1-249-448-11 | CARBON | 1.2 5% 1/4W F |
| R472 | 1-216-077-00 | METAL GLAZE | 15K 5% 1/10W | R536 | 1-216-101-00 | METAL GLAZE | 150K 5% 1/10W |
| R473 | 1-216-121-00 | METAL GLAZE | 1M 5% 1/10W | R537 | 1-216-089-91 | METAL GLAZE | 47K 5% 1/10W |
| R474 | 1-216-649-11 | METAL CHIP | 820 0.50% 1/10W | R539 | 1-216-065-00 | METAL GLAZE | 4.7K 5% 1/10W |
| R475 | 1-216-025-00 | METAL GLAZE | 100 5% 1/10W | R540 | 1-216-113-00 | METAL GLAZE | 470K 5% 1/10W |
| R476 | 1-216-061-00 | METAL GLAZE | 3.3K 5% 1/10W | R541 | 1-249-383-11 | CARBON | 1.5 5% 1/4W F |
| R477 | 1-216-061-00 | METAL GLAZE | 3.3K 5% 1/10W | R542 | 1-216-057-00 | METAL GLAZE | 2.2K 5% 1/10W |
| R478 | 1-216-073-00 | METAL GLAZE | 10K 5% 1/10W | R543 | 1-212-883-00 | FUSIBLE | 120 5% 1/4W F |
| R479 | 1-216-085-00 | METAL GLAZE | 33K 5% 1/10W | R544 | 1-216-095-00 | METAL GLAZE | 82K 5% 1/10W |
| R480 | 1-216-077-00 | METAL GLAZE | 15K 5% 1/10W | R545 | 1-216-073-00 | METAL GLAZE | 10K 5% 1/10W |
| R481 | 1-216-033-00 | METAL GLAZE | 220 5% 1/10W | R546 | 1-249-425-11 | CARBON | 4.7K 5% 1/4W F |
| R482 | 1-216-057-00 | METAL GLAZE | 2.2K 5% 1/10W | R548 | 1-216-057-00 | METAL GLAZE | 2.2K 5% 1/10W |
| R483 | 1-216-025-00 | METAL GLAZE | 100 5% 1/10W | R549 | 1-216-677-11 | METAL CHIP | 12K 0.50% 1/10W |
| R484 | 1-216-651-11 | METAL CHIP | 1K 0.50% 1/10W | R550 | 1-216-053-00 | METAL GLAZE | 1.5K 5% 1/10W |
| R485 | 1-216-033-00 | METAL GLAZE | 220 5% 1/10W | R551 | 1-216-077-00 | METAL GLAZE | 15K 5% 1/10W |
| R486 | 1-216-681-11 | METAL CHIP | 18K 0.50% 1/10W | R552 | 1-216-033-00 | METAL GLAZE | 220 5% 1/10W |
| R487 | 1-216-653-11 | METAL CHIP | 1.2K 0.50% 1/10W | R553 | 1-216-083-00 | METAL GLAZE | 27K 5% 1/10W |
| R488 | 1-216-073-00 | METAL GLAZE | 10K 5% 1/10W | R554 | 1-216-095-00 | METAL GLAZE | 82K 5% 1/10W |
| R489 | 1-216-077-00 | METAL GLAZE | 15K 5% 1/10W | R555 | 1-216-692-11 | METAL CHIP | 51K 0.50% 1/10W |
| R490 | 1-216-057-00 | METAL GLAZE | 2.2K 5% 1/10W | R556 | 1-216-464-11 | METAL OXIDE | 18K 5% 2W F |
| R491 | 1-216-061-00 | METAL GLAZE | 3.3K 5% 1/10W | R558 | 1-247-711-11 | CARBON | 680 5% 1/4W F |
| R492 | 1-216-085-00 | METAL GLAZE | 33K 5% 1/10W | R559 | 1-216-109-00 | METAL GLAZE | 330K 5% 1/10W |
| R493 | 1-216-295-00 | METAL GLAZE | 0 5% 1/10W | R560 | 1-216-091-00 | METAL GLAZE | 56K 5% 1/10W |
| R494 | 1-216-085-00 | METAL GLAZE | 33K 5% 1/10W | R561 | 1-216-049-00 | METAL GLAZE | 1K 5% 1/10W |
| R495 | 1-216-651-11 | METAL CHIP | 1K 0.50% 1/10W | R563 | 1-216-017-00 | METAL GLAZE | 47 5% 1/10W |
| R496 | 1-216-073-00 | METAL GLAZE | 10K 5% 1/10W | R564 | 1-216-107-00 | METAL GLAZE | 270K 5% 1/10W |
| R497 | 1-216-653-11 | METAL CHIP | 1.2K 0.50% 1/10W | R565 | 1-216-033-00 | METAL GLAZE | 220 5% 1/10W |
| R498 | 1-216-061-00 | METAL GLAZE | 3.3K 5% 1/10W | R566 | 1-216-685-11 | METAL CHIP | 27K 0.50% 1/10W |
| R499 | 1-216-033-00 | METAL GLAZE | 220 5% 1/10W | R567 | 1-216-081-00 | METAL GLAZE | 22K 5% 1/10W |
| R500 | 1-216-689-11 | METAL GLAZE | 39K 5% 1/10W | R568 | 1-216-073-00 | METAL GLAZE | 10K 5% 1/10W |
| R501 | 1-216-077-00 | METAL GLAZE | 15K 5% 1/10W | R569 | 1-260-114-11 | CARBON | 18K 5% 1/2W |
| R502 | 1-216-677-11 | METAL CHIP | 12K 0.50% 1/10W | R571 | 1-216-065-00 | METAL GLAZE | 4.7K 5% 1/10W |
| R503 | 1-216-677-11 | METAL CHIP | 12K 0.50% 1/10W | R572 | 1-216-059-00 | METAL GLAZE | 2.7K 5% 1/10W |
| R504 | 1-216-111-00 | METAL GLAZE | 390K 5% 1/10W | R573 | 1-216-071-00 | METAL GLAZE | 8.2K 5% 1/10W |
| R505 | 1-216-067-00 | METAL GLAZE | 5.6K 5% 1/10W | R574 | 1-216-689-11 | METAL GLAZE | 39K 5% 1/10W |
| R506 | 1-216-073-00 | METAL GLAZE | 10K 5% 1/10W | | | | |

A (PVM-1351Q/1354Q)

| REF. NO. | PART NO. | DESCRIPTION | REMARK | REF. NO. | PART NO. | DESCRIPTION | REMARK |
|----------|--------------|-------------|------------------|----------|--------------|-------------|------------------|
| R576 | 1-216-101-00 | METAL GLAZE | 150K 5% 1/10W | R1146 | 1-216-057-00 | METAL GLAZE | 2.2K 5% 1/10W |
| R578 | 1-216-693-11 | METAL CHIP | 56K 0.50% 1/10W | R1147 | 1-216-057-00 | METAL GLAZE | 2.2K 5% 1/10W |
| R580 | 1-216-105-00 | METAL GLAZE | 220K 5% 1/10W | R1148 | 1-216-065-00 | METAL GLAZE | 4.7K 5% 1/10W |
| R582 | 1-216-085-00 | METAL GLAZE | 33K 5% 1/10W | R1150 | 1-216-037-00 | METAL GLAZE | 330 5% 1/10W |
| R583 | 1-216-039-00 | METAL GLAZE | 390 5% 1/10W | R1151 | 1-216-081-00 | METAL GLAZE | 22K 5% 1/10W |
| R584 | 1-216-071-00 | METAL GLAZE | 8.2K 5% 1/10W | R1155 | 1-216-133-00 | METAL GLAZE | 3.3M 5% 1/10W |
| R585 | 1-216-033-00 | METAL GLAZE | 220 5% 1/10W | R1161 | 1-218-776-11 | METAL CHIP | 1M 0.50% 1/10W |
| R586 | 1-216-686-11 | METAL CHIP | 30K 0.50% 1/10W | R1162 | 1-218-768-11 | METAL CHIP | 470K 0.50% 1/10W |
| R587 | 1-216-675-11 | METAL CHIP | 10K 0.50% 1/10W | R1163 | 1-216-033-00 | METAL GLAZE | 220 5% 1/10W |
| R588 | 1-216-077-00 | METAL GLAZE | 15K 5% 1/10W | R1164 | 1-216-049-00 | METAL GLAZE | 1K 5% 1/10W |
| R589 | 1-216-067-00 | METAL GLAZE | 5.6K 5% 1/10W | R1165 | 1-216-049-00 | METAL GLAZE | 1K 5% 1/10W |
| R590 | 1-216-081-00 | METAL GLAZE | 22K 5% 1/10W | R1166 | 1-216-295-00 | METAL GLAZE | 0 5% 1/10W |
| R591 | 1-216-683-11 | METAL CHIP | 22K 0.50% 1/10W | R1167 | 1-216-097-00 | METAL GLAZE | 100K 5% 1/10W |
| R592 | 1-247-688-11 | CARBON | 10 5% 1/4W F | R1168 | 1-216-097-00 | METAL GLAZE | 100K 5% 1/10W |
| R593 | 1-216-647-11 | METAL CHIP | 680 0.50% 1/10W | R1169 | 1-216-097-00 | METAL GLAZE | 100K 5% 1/10W |
| R594 | 1-260-104-91 | CARBON | 2.7K 5% 1/2W | R1170 | 1-216-089-91 | METAL GLAZE | 47K 5% 1/10W |
| R595 | 1-216-689-11 | METAL GLAZE | 39K 5% 1/10W | R1171 | 1-216-085-00 | METAL GLAZE | 33K 5% 1/10W |
| R596 | 1-214-754-00 | METAL | 11K 1% 1/4W | R1172 | 1-216-085-00 | METAL GLAZE | 33K 5% 1/10W |
| R597 | 1-249-417-11 | CARBON | 1K 5% 1/4W F | R1173 | 1-216-295-00 | METAL GLAZE | 0 5% 1/10W |
| R598 | 1-216-085-00 | METAL GLAZE | 33K 5% 1/10W | R1176 | 1-216-295-00 | METAL GLAZE | 0 5% 1/10W |
| R599 | 1-216-645-11 | METAL CHIP | 560 0.50% 1/10W | R1177 | 1-216-071-00 | METAL GLAZE | 8.2K 5% 1/10W |
| R1101 | 1-216-295-00 | METAL GLAZE | 0 5% 1/10W | R1178 | 1-216-295-00 | METAL GLAZE | 0 5% 1/10W |
| R1102 | 1-216-295-00 | METAL GLAZE | 0 5% 1/10W | R1179 | 1-216-041-00 | METAL GLAZE | 470 5% 1/10W |
| R1103 | 1-216-077-00 | METAL GLAZE | 15K 5% 1/10W | R1180 | 1-216-089-91 | METAL GLAZE | 47K 5% 1/10W |
| R1104 | 1-216-699-11 | METAL CHIP | 100K 0.50% 1/10W | R1181 | 1-216-295-00 | METAL GLAZE | 0 5% 1/10W |
| R1105 | 1-216-073-00 | METAL GLAZE | 10K 5% 1/10W | R1182 | 1-216-131-11 | METAL GLAZE | 2.7M 5% 1/10W |
| R1106 | 1-216-097-00 | METAL GLAZE | 100K 5% 1/10W | R1183 | 1-216-071-00 | METAL GLAZE | 8.2K 5% 1/10W |
| R1107 | 1-216-059-00 | METAL GLAZE | 2.7K 5% 1/10W | R1184 | 1-216-131-11 | METAL GLAZE | 2.7M 5% 1/10W |
| R1108 | 1-216-681-11 | METAL CHIP | 18K 0.50% 1/10W | R1185 | 1-216-071-00 | METAL GLAZE | 8.2K 5% 1/10W |
| R1109 | 1-216-295-00 | METAL GLAZE | 0 5% 1/10W | R1186 | 1-216-131-11 | METAL GLAZE | 2.7M 5% 1/10W |
| R1110 | 1-216-295-00 | METAL GLAZE | 0 5% 1/10W | R1187 | 1-216-071-00 | METAL GLAZE | 8.2K 5% 1/10W |
| R1111 | 1-216-065-00 | METAL GLAZE | 4.7K 5% 1/10W | R1188 | 1-216-131-11 | METAL GLAZE | 2.7M 5% 1/10W |
| R1112 | 1-216-065-00 | METAL GLAZE | 4.7K 5% 1/10W | R1189 | 1-216-071-00 | METAL GLAZE | 8.2K 5% 1/10W |
| R1113 | 1-216-081-00 | METAL GLAZE | 22K 5% 1/10W | R1190 | 1-216-131-11 | METAL GLAZE | 2.7M 5% 1/10W |
| R1114 | 1-216-049-00 | METAL GLAZE | 1K 5% 1/10W | R1191 | 1-216-071-00 | METAL GLAZE | 8.2K 5% 1/10W |
| R1115 | 1-216-049-00 | METAL GLAZE | 1K 5% 1/10W | R1192 | 1-216-131-11 | METAL GLAZE | 2.7M 5% 1/10W |
| R1116 | 1-216-677-11 | METAL CHIP | 12K 0.50% 1/10W | R1193 | 1-216-025-00 | METAL GLAZE | 100 5% 1/10W |
| R1117 | 1-216-069-00 | METAL GLAZE | 6.8K 5% 1/10W | R1194 | 1-216-085-00 | METAL GLAZE | 33K 5% 1/10W |
| R1118 | 1-216-113-00 | METAL GLAZE | 470K 5% 1/10W | R1195 | 1-216-025-00 | METAL GLAZE | 100 5% 1/10W |
| R1119 | 1-216-694-11 | METAL CHIP | 62K 0.50% 1/10W | R1196 | 1-216-085-00 | METAL GLAZE | 33K 5% 1/10W |
| R1120 | 1-216-089-91 | METAL GLAZE | 47K 5% 1/10W | R1197 | 1-216-025-00 | METAL GLAZE | 100 5% 1/10W |
| R1123 | 1-216-071-00 | METAL GLAZE | 8.2K 5% 1/10W | R1198 | 1-216-085-00 | METAL GLAZE | 33K 5% 1/10W |
| R1124 | 1-216-113-00 | METAL GLAZE | 470K 5% 1/10W | R1301 | 1-216-029-00 | METAL GLAZE | 150 5% 1/10W |
| R1125 | 1-216-049-00 | METAL GLAZE | 1K 5% 1/10W | R1302 | 1-216-029-00 | METAL GLAZE | 150 5% 1/10W |
| R1126 | 1-216-041-00 | METAL GLAZE | 470 5% 1/10W | R1303 | 1-216-039-00 | METAL GLAZE | 390 5% 1/10W |
| R1127 | 1-216-295-00 | METAL GLAZE | 0 5% 1/10W | R1304 | 1-216-689-11 | METAL GLAZE | 39K 5% 1/10W |
| R1128 | 1-216-065-00 | METAL GLAZE | 4.7K 5% 1/10W | R1305 | 1-216-033-00 | METAL GLAZE | 220 5% 1/10W |
| R1129 | 1-216-071-00 | METAL GLAZE | 8.2K 5% 1/10W | R1306 | 1-216-645-11 | METAL CHIP | 560 0.50% 1/10W |
| R1130 | 1-216-049-00 | METAL GLAZE | 1K 5% 1/10W | R1307 | 1-216-091-00 | METAL GLAZE | 56K 5% 1/10W |
| R1131 | 1-216-049-00 | METAL GLAZE | 1K 5% 1/10W | R1308 | 1-216-645-11 | METAL CHIP | 560 0.50% 1/10W |
| R1132 | 1-216-071-00 | METAL GLAZE | 8.2K 5% 1/10W | R1309 | 1-216-025-00 | METAL GLAZE | 100 5% 1/10W |
| R1133 | 1-216-069-00 | METAL GLAZE | 6.8K 5% 1/10W | R1310 | 1-216-025-00 | METAL GLAZE | 100 5% 1/10W |
| R1134 | 1-216-073-00 | METAL GLAZE | 10K 5% 1/10W | R1311 | 1-216-089-91 | METAL GLAZE | 47K 5% 1/10W |
| R1135 | 1-216-295-00 | METAL GLAZE | 0 5% 1/10W | R1312 | 1-216-027-00 | METAL GLAZE | 120 5% 1/10W |
| R1136 | 1-216-097-00 | METAL GLAZE | 100K 5% 1/10W | R1313 | 1-216-097-00 | METAL GLAZE | 100K 5% 1/10W |
| R1137 | 1-216-073-00 | METAL GLAZE | 10K 5% 1/10W | R1314 | 1-216-081-00 | METAL GLAZE | 22K 5% 1/10W |
| R1138 | 1-216-081-00 | METAL GLAZE | 22K 5% 1/10W | R1315 | 1-216-025-00 | METAL GLAZE | 100 5% 1/10W |
| R1139 | 1-216-055-00 | METAL GLAZE | 1.8K 5% 1/10W | R1316 | 1-216-065-00 | METAL GLAZE | 4.7K 5% 1/10W |
| R1140 | 1-216-653-11 | METAL CHIP | 1.2K 0.50% 1/10W | R1317 | 1-216-041-00 | METAL GLAZE | 470 5% 1/10W |
| R1141 | 1-216-083-00 | METAL GLAZE | 27K 5% 1/10W | R1318 | 1-216-061-00 | METAL GLAZE | 3.3K 5% 1/10W |
| R1142 | 1-216-653-11 | METAL CHIP | 1.2K 0.50% 1/10W | R1319 | 1-216-085-00 | METAL GLAZE | 33K 5% 1/10W |
| R1143 | 1-216-653-11 | METAL CHIP | 1.2K 0.50% 1/10W | R1320 | 1-216-065-00 | METAL GLAZE | 4.7K 5% 1/10W |
| R1144 | 1-216-073-00 | METAL GLAZE | 10K 5% 1/10W | R1321 | 1-216-649-11 | METAL CHIP | 820 0.50% 1/10W |
| R1145 | 1-216-067-00 | METAL GLAZE | 5.6K 5% 1/10W | | | | |

A (PVM-1351Q/1354Q)

| REF. NO. | PART NO. | DESCRIPTION | REMARK | REF. NO. | PART NO. | DESCRIPTION | REMARK |
|----------|--------------|-------------|------------------|----------|--------------|-------------|------------------|
| R1322 | 1-216-057-00 | METAL GLAZE | 2.2K 5% 1/10W | R1386 | 1-216-077-00 | METAL GLAZE | 15K 5% 1/10W |
| R1323 | 1-216-097-00 | METAL GLAZE | 100K 5% 1/10W | R1387 | 1-216-653-11 | METAL CHIP | 1.2K 0.50% 1/10W |
| R1324 | 1-216-061-00 | METAL GLAZE | 3.3K 5% 1/10W | R1388 | 1-216-689-11 | METAL CHIP | 39K 0.50% 1/10W |
| R1325 | 1-216-652-11 | METAL CHIP | 1.1K 0.50% 1/10W | R1389 | 1-216-657-11 | METAL CHIP | 1.8K 0.50% 1/10W |
| R1326 | 1-216-073-00 | METAL GLAZE | 10K 5% 1/10W | R1390 | 1-216-647-11 | METAL CHIP | 680 0.50% 1/10W |
| R1327 | 1-216-073-00 | METAL GLAZE | 10K 5% 1/10W | R1391 | 1-216-025-00 | METAL GLAZE | 100 5% 1/10W |
| R1328 | 1-216-125-00 | METAL GLAZE | 1.5M 5% 1/10W | R1392 | 1-216-041-00 | METAL GLAZE | 470 5% 1/10W |
| R1329 | 1-216-103-91 | METAL GLAZE | 180K 5% 1/10W | R1393 | 1-216-063-00 | METAL GLAZE | 3.9K 5% 1/10W |
| R1330 | 1-216-081-00 | METAL GLAZE | 22K 5% 1/10W | R1394 | 1-216-041-00 | METAL GLAZE | 470 5% 1/10W |
| R1331 | 1-216-679-11 | METAL CHIP | 15K 0.50% 1/10W | R1395 | 1-216-071-00 | METAL GLAZE | 8.2K 5% 1/10W |
| R1332 | 1-216-671-11 | METAL CHIP | 6.8K 0.50% 1/10W | R1396 | 1-216-071-00 | METAL GLAZE | 8.2K 5% 1/10W |
| R1333 | 1-216-049-00 | METAL GLAZE | 1K 5% 1/10W | R1397 | 1-216-065-00 | METAL GLAZE | 4.7K 5% 1/10W |
| R1334 | 1-216-063-00 | METAL GLAZE | 3.9K 5% 1/10W | R1399 | 1-216-073-00 | METAL GLAZE | 10K 5% 1/10W |
| R1335 | 1-249-401-11 | CARBON | 47 5% 1/4W F | R1401 | 1-216-085-00 | METAL GLAZE | 33K 5% 1/10W |
| R1336 | 1-216-095-00 | METAL GLAZE | 82K 5% 1/10W | R1402 | 1-216-295-00 | METAL GLAZE | 0 5% 1/10W |
| R1337 | 1-216-061-00 | METAL GLAZE | 3.3K 5% 1/10W | R1403 | 1-216-651-11 | METAL CHIP | 1K 0.50% 1/10W |
| R1338 | 1-216-647-11 | METAL CHIP | 680 0.50% 1/10W | R1404 | 1-216-681-11 | METAL CHIP | 18K 0.50% 1/10W |
| R1339 | 1-216-033-00 | METAL GLAZE | 220 5% 1/10W | R1405 | 1-216-071-00 | METAL GLAZE | 8.2K 5% 1/10W |
| R1340 | 1-216-033-00 | METAL GLAZE | 220 5% 1/10W | R1406 | 1-216-653-11 | METAL CHIP | 1.2K 0.50% 1/10W |
| R1341 | 1-216-033-00 | METAL GLAZE | 220 5% 1/10W | R1407 | 1-216-061-00 | METAL GLAZE | 3.3K 5% 1/10W |
| R1342 | 1-216-083-00 | METAL GLAZE | 27K 5% 1/10W | R1408 | 1-216-113-00 | METAL GLAZE | 470K 5% 1/10W |
| R1343 | 1-216-037-00 | METAL GLAZE | 330 5% 1/10W | R1409 | 1-216-295-00 | METAL GLAZE | 0 5% 1/10W |
| R1344 | 1-216-093-00 | METAL GLAZE | 68K 5% 1/10W | R1410 | 1-216-053-00 | METAL GLAZE | 1.5K 5% 1/10W |
| R1345 | 1-216-109-00 | METAL GLAZE | 330K 5% 1/10W | R1411 | 1-216-073-00 | METAL GLAZE | 10K 5% 1/10W |
| R1346 | 1-216-097-00 | METAL GLAZE | 100K 5% 1/10W | R1412 | 1-216-107-00 | METAL GLAZE | 270K 5% 1/10W |
| R1347 | 1-216-073-00 | METAL GLAZE | 10K 5% 1/10W | R1413 | 1-216-081-00 | METAL GLAZE | 22K 5% 1/10W |
| R1348 | 1-216-071-00 | METAL GLAZE | 8.2K 5% 1/10W | R1414 | 1-216-057-00 | METAL GLAZE | 2.2K 5% 1/10W |
| R1349 | 1-216-035-00 | METAL GLAZE | 270 5% 1/10W | R1415 | 1-216-093-00 | METAL GLAZE | 68K 5% 1/10W |
| R1350 | 1-216-073-00 | METAL GLAZE | 10K 5% 1/10W | R1416 | 1-216-113-00 | METAL GLAZE | 470K 5% 1/10W |
| R1351 | 1-216-033-00 | METAL GLAZE | 220 5% 1/10W | R1417 | 1-216-033-00 | METAL GLAZE | 220 5% 1/10W |
| R1352 | 1-216-065-00 | METAL GLAZE | 4.7K 5% 1/10W | R1418 | 1-216-033-00 | METAL GLAZE | 220 5% 1/10W |
| R1353 | 1-216-065-00 | METAL GLAZE | 4.7K 5% 1/10W | R1419 | 1-216-025-00 | METAL GLAZE | 100 5% 1/10W |
| R1354 | 1-216-089-91 | METAL GLAZE | 47K 5% 1/10W | R1420 | 1-216-089-91 | METAL GLAZE | 47K 5% 1/10W |
| R1355 | 1-216-033-00 | METAL GLAZE | 220 5% 1/10W | R1421 | 1-216-649-11 | METAL CHIP | 820 0.50% 1/10W |
| R1356 | 1-216-105-00 | METAL GLAZE | 220K 5% 1/10W | R1422 | 1-216-085-00 | METAL GLAZE | 33K 5% 1/10W |
| R1357 | 1-216-101-00 | METAL GLAZE | 150K 5% 1/10W | R1423 | 1-216-057-00 | METAL GLAZE | 2.2K 5% 1/10W |
| R1358 | 1-216-071-00 | METAL GLAZE | 8.2K 5% 1/10W | R1424 | 1-216-081-00 | METAL GLAZE | 22K 5% 1/10W |
| R1359 | 1-216-099-00 | METAL GLAZE | 120K 5% 1/10W | R1425 | 1-216-013-00 | METAL GLAZE | 33 5% 1/10W |
| R1360 | 1-216-065-00 | METAL GLAZE | 4.7K 5% 1/10W | R1426 | 1-216-113-00 | METAL GLAZE | 470K 5% 1/10W |
| R1361 | 1-216-113-00 | METAL GLAZE | 470K 5% 1/10W | R1427 | 1-216-681-11 | METAL CHIP | 18K 0.50% 1/10W |
| R1362 | 1-216-676-11 | METAL CHIP | 11K 0.50% 1/10W | R1428 | 1-216-061-00 | METAL GLAZE | 3.3K 5% 1/10W |
| R1363 | 1-216-113-00 | METAL GLAZE | 470K 5% 1/10W | R1429 | 1-216-668-11 | METAL CHIP | 5.1K 0.50% 1/10W |
| R1364 | 1-216-073-00 | METAL GLAZE | 10K 5% 1/10W | R1430 | 1-216-073-00 | METAL GLAZE | 10K 5% 1/10W |
| R1365 | 1-216-131-11 | METAL GLAZE | 2.7M 5% 1/10W | R1431 | 1-216-129-00 | METAL GLAZE | 2.2M 5% 1/10W |
| R1366 | 1-216-081-00 | METAL GLAZE | 22K 5% 1/10W | R1432 | 1-216-089-91 | METAL GLAZE | 47K 5% 1/10W |
| R1367 | 1-216-057-00 | METAL GLAZE | 2.2K 5% 1/10W | R1433 | 1-216-085-00 | METAL GLAZE | 33K 5% 1/10W |
| R1368 | 1-216-059-00 | METAL GLAZE | 2.7K 5% 1/10W | R1434 | 1-216-645-11 | METAL CHIP | 560 0.50% 1/10W |
| R1369 | 1-216-051-00 | METAL GLAZE | 1.2K 5% 1/10W | R1435 | 1-216-055-00 | METAL GLAZE | 1.8K 5% 1/10W |
| R1370 | 1-216-105-00 | METAL GLAZE | 220K 5% 1/10W | R1436 | 1-216-073-00 | METAL GLAZE | 10K 5% 1/10W |
| R1371 | 1-216-113-00 | METAL GLAZE | 470K 5% 1/10W | R1437 | 1-216-069-00 | METAL GLAZE | 6.8K 5% 1/10W |
| R1372 | 1-249-437-11 | CARBON | 47K 5% 1/4W | R1438 | 1-216-073-00 | METAL GLAZE | 10K 5% 1/10W |
| R1373 | 1-216-063-00 | METAL GLAZE | 3.9K 5% 1/10W | R1439 | 1-216-059-00 | METAL GLAZE | 2.7K 5% 1/10W |
| R1374 | 1-216-101-00 | METAL GLAZE | 150K 5% 1/10W | R1440 | 1-216-041-00 | METAL GLAZE | 470 5% 1/10W |
| R1375 | 1-216-645-11 | METAL CHIP | 560 0.50% 1/10W | R1441 | 1-216-033-00 | METAL GLAZE | 220 5% 1/10W |
| R1376 | 1-216-647-11 | METAL CHIP | 680 0.50% 1/10W | R1442 | 1-216-073-00 | METAL GLAZE | 10K 5% 1/10W |
| R1377 | 1-216-055-00 | METAL GLAZE | 1.8K 5% 1/10W | R1443 | 1-216-013-00 | METAL GLAZE | 33 5% 1/10W |
| R1378 | 1-216-065-00 | METAL GLAZE | 4.7K 5% 1/10W | R1444 | 1-216-057-00 | METAL GLAZE | 2.2K 5% 1/10W |
| R1379 | 1-216-037-00 | METAL GLAZE | 330 5% 1/10W | R1445 | 1-216-071-00 | METAL GLAZE | 8.2K 5% 1/10W |
| R1380 | 1-216-645-11 | METAL CHIP | 560 0.50% 1/10W | R1446 | 1-216-071-00 | METAL GLAZE | 8.2K 5% 1/10W |
| R1381 | 1-216-647-11 | METAL CHIP | 680 0.50% 1/10W | R1447 | 1-216-081-00 | METAL GLAZE | 22K 5% 1/10W |
| R1382 | 1-216-073-00 | METAL GLAZE | 10K 5% 1/10W | R1448 | 1-216-085-00 | METAL GLAZE | 33K 5% 1/10W |
| R1383 | 1-216-681-11 | METAL CHIP | 18K 0.50% 1/10W | R1449 | 1-216-057-00 | METAL GLAZE | 2.2K 5% 1/10W |
| R1384 | 1-216-091-00 | METAL GLAZE | 56K 5% 1/10W | R1450 | 1-216-129-00 | METAL GLAZE | 2.2M 5% 1/10W |
| R1385 | 1-216-073-00 | METAL GLAZE | 10K 5% 1/10W | | | | |

The components identified by shading and mark **△** are critical for safety. Replace only with part number specified.

Les composants identifiés par une trame et une marque **△** sont critiques pour la sécurité. Ne les remplacer que par une pièce portant le numéro spécifié.

A (PVM-1351Q/1354Q)

| REF. NO. | PART NO. | DESCRIPTION | REMARK | REF. NO. | PART NO. | DESCRIPTION | REMARK |
|----------|--------------|-------------|-----------------|----------------|--------------|-------------|------------------|
| R1451 | 1-216-093-00 | METAL GLAZE | 68K 5% 1/10W | R1519 | 1-216-355-11 | METAL OXIDE | 3.3 5% 1W F |
| R1452 | 1-216-085-00 | METAL GLAZE | 33K 5% 1/10W | R1520 | 1-216-007-00 | METAL GLAZE | 18 5% 1/10W |
| R1453 | 1-216-013-00 | METAL GLAZE | 33 5% 1/10W | R1521 | 1-216-029-00 | METAL GLAZE | 150 5% 1/10W |
| R1454 | 1-216-065-00 | METAL GLAZE | 4.7K 5% 1/10W | R1522 | 1-249-400-11 | CARBON | 39 5% 1/4W F |
| R1455 | 1-216-113-00 | METAL GLAZE | 470K 5% 1/10W | R1523 | 1-216-350-11 | METAL OXIDE | 1.2 5% 1W F |
| R1456 | 1-216-129-00 | METAL GLAZE | 2.2M 5% 1/10W | R1524 | 1-216-427-00 | METAL OXIDE | 120 5% 1W F |
| R1457 | 1-216-089-91 | METAL GLAZE | 47K 5% 1/10W | R1525 | 1-216-083-00 | METAL GLAZE | 27K 5% 1/10W |
| R1458 | 1-216-085-00 | METAL GLAZE | 33K 5% 1/10W | R1526 | 1-216-089-91 | METAL GLAZE | 47K 5% 1/10W |
| R1459 | 1-216-133-00 | METAL GLAZE | 3.3M 5% 1/10W | R1527 | 1-249-413-11 | CARBON | 470 5% 1/4W F |
| R1460 | 1-216-097-00 | METAL GLAZE | 100K 5% 1/10W | R1528 | 1-215-869-11 | METAL OXIDE | 1K 5% 1W F |
| R1461 | 1-216-645-11 | METAL CHIP | 560 0.50% 1/10W | R1529 | 1-202-829-11 | SOLID | 8.2K 20% 1/2W |
| R1462 | 1-216-645-11 | METAL CHIP | 560 0.50% 1/10W | R1530 | 1-216-115-00 | METAL GLAZE | 560K 5% 1/10W |
| R1463 | 1-216-645-11 | METAL CHIP | 560 0.50% 1/10W | R1531 | 1-247-697-11 | CARBON | 56 5% 1/4W F |
| R1464 | 1-216-057-00 | METAL GLAZE | 2.2K 5% 1/10W | R1532 | 1-216-059-00 | METAL GLAZE | 2.7K 5% 1/10W |
| R1465 | 1-216-097-00 | METAL GLAZE | 100K 5% 1/10W | R1533 | 1-249-414-11 | CARBON | 560 5% 1/4W F |
| R1466 | 1-216-055-00 | METAL GLAZE | 1.8K 5% 1/10W | R1534 | 1-216-659-11 | METAL CHIP | 2.2K 0.50% 1/10W |
| R1467 | 1-216-073-00 | METAL GLAZE | 10K 5% 1/10W | R1535 △ | | | |
| R1468 | 1-249-438-11 | CARBON | 56K 5% 1/4W | R1536 △ | | | |
| R1469 | 1-216-057-00 | METAL GLAZE | 2.2K 5% 1/10W | R1537 | 1-249-389-11 | CARBON | 4.7 5% 1/4W F |
| R1470 | 1-216-057-00 | METAL GLAZE | 2.2K 5% 1/10W | R1538 | 1-216-073-00 | METAL GLAZE | 10K 5% 1/10W |
| R1471 | 1-216-049-00 | METAL GLAZE | 1K 5% 1/10W | R1539 | 1-216-689-11 | METAL GLAZE | 39K 5% 1/10W |
| R1472 | 1-216-085-00 | METAL GLAZE | 33K 5% 1/10W | R1540 | 1-216-105-00 | METAL GLAZE | 220K 5% 1/10W |
| R1473 | 1-216-081-00 | METAL GLAZE | 22K 5% 1/10W | R1541 | 1-216-081-00 | METAL GLAZE | 22K 5% 1/10W |
| R1474 | 1-216-687-11 | METAL CHIP | 33K 0.50% 1/10W | R1542 | 1-216-111-00 | METAL GLAZE | 390K 5% 1/10W |
| R1475 | 1-216-677-11 | METAL CHIP | 12K 0.50% 1/10W | R1543 | 1-216-027-00 | METAL GLAZE | 120 5% 1/10W |
| R1476 | 1-216-063-00 | METAL GLAZE | 3.9K 5% 1/10W | R1544 | 1-216-117-00 | METAL GLAZE | 680K 5% 1/10W |
| R1477 | 1-216-057-00 | METAL GLAZE | 2.2K 5% 1/10W | R1545 | 1-216-101-00 | METAL GLAZE | 150K 5% 1/10W |
| R1478 | 1-216-061-00 | METAL GLAZE | 3.3K 5% 1/10W | R1547 | 1-216-393-00 | METAL OXIDE | 2.2 5% 3W F |
| R1479 | 1-216-295-00 | METAL GLAZE | 0 5% 1/10W | R1548 | 1-216-057-00 | METAL GLAZE | 2.2K 5% 1/10W |
| R1480 | 1-216-089-91 | METAL GLAZE | 47K 5% 1/10W | R1549 | 1-260-094-11 | CARBON | 390 5% 1/2W |
| R1481 | 1-216-115-00 | METAL GLAZE | 560K 5% 1/10W | R1550 | 1-216-105-00 | METAL GLAZE | 220K 5% 1/10W |
| R1482 | 1-216-089-91 | METAL GLAZE | 47K 5% 1/10W | R1551 | 1-249-393-11 | CARBON | 10 5% 1/4W F |
| R1483 | 1-216-089-91 | METAL GLAZE | 47K 5% 1/10W | R1552 | 1-216-091-00 | METAL GLAZE | 56K 5% 1/10W |
| R1484 | 1-216-081-00 | METAL GLAZE | 22K 5% 1/10W | R1553 | 1-216-091-00 | METAL GLAZE | 56K 5% 1/10W |
| R1485 | 1-216-113-00 | METAL GLAZE | 470K 5% 1/10W | R1554 | 1-216-059-00 | METAL GLAZE | 2.7K 5% 1/10W |
| R1486 | 1-216-121-00 | METAL GLAZE | 1M 5% 1/10W | R1555 | 1-216-295-00 | METAL GLAZE | 0 5% 1/10W |
| R1487 | 1-216-113-00 | METAL GLAZE | 470K 5% 1/10W | R1556 | 1-216-071-00 | METAL GLAZE | 8.2K 5% 1/10W |
| R1488 | 1-216-083-00 | METAL GLAZE | 27K 5% 1/10W | R1557 | 1-218-760-11 | METAL CHIP | 220K 0.50% 1/10W |
| R1489 | 1-216-069-00 | METAL GLAZE | 6.8K 5% 1/10W | R1558 | 1-249-393-11 | CARBON | 10 5% 1/4W F |
| R1490 | 1-216-035-00 | METAL GLAZE | 270 5% 1/10W | R1559 | 1-249-393-11 | CARBON | 10 5% 1/4W F |
| R1491 | 1-216-035-00 | METAL GLAZE | 270 5% 1/10W | R1560 | 1-216-049-00 | METAL GLAZE | 1K 5% 1/10W |
| R1492 | 1-216-035-00 | METAL GLAZE | 270 5% 1/10W | R1561 | 1-216-681-11 | METAL CHIP | 18K 0.50% 1/10W |
| R1493 | 1-216-083-00 | METAL GLAZE | 27K 5% 1/10W | R1562 | 1-214-964-00 | METAL | 1M 1% 1/4W |
| R1494 | 1-216-081-00 | METAL GLAZE | 22K 5% 1/10W | R1563 | 1-214-964-00 | METAL | 1M 1% 1/4W |
| R1495 | 1-216-089-91 | METAL GLAZE | 47K 5% 1/10W | R1564 | 1-216-681-11 | METAL CHIP | 18K 0.50% 1/10W |
| R1497 | 1-216-113-00 | METAL GLAZE | 470K 5% 1/10W | R1567 | 1-216-089-91 | METAL GLAZE | 47K 5% 1/10W |
| R1498 | 1-216-057-00 | METAL GLAZE | 2.2K 5% 1/10W | R1568 | 1-216-081-00 | METAL GLAZE | 22K 5% 1/10W |
| R1499 | 1-216-057-00 | METAL GLAZE | 2.2K 5% 1/10W | R1569 | 1-216-073-00 | METAL GLAZE | 10K 5% 1/10W |
| R1500 | 1-216-647-11 | METAL CHIP | 680 0.50% 1/10W | R1570 | 1-216-073-00 | METAL GLAZE | 10K 5% 1/10W |
| R1501 | 1-216-071-00 | METAL GLAZE | 8.2K 5% 1/10W | R1571 | 1-216-103-91 | METAL GLAZE | 180K 5% 1/10W |
| R1502 | 1-260-105-11 | CARBON | 3.3K 5% 1/2W | R1572 | 1-216-101-00 | METAL GLAZE | 150K 5% 1/10W |
| R1503 | 1-216-063-00 | METAL GLAZE | 3.9K 5% 1/10W | R1573 | 1-216-073-00 | METAL GLAZE | 10K 5% 1/10W |
| R1504 | 1-216-686-11 | METAL CHIP | 30K 0.50% 1/10W | R1574 | 1-216-041-00 | METAL GLAZE | 470 5% 1/10W |
| R1505 | 1-247-688-11 | CARBON | 10 5% 1/4W F | R1575 | 1-216-025-00 | METAL GLAZE | 100 5% 1/10W |
| R1506 | 1-216-037-00 | METAL GLAZE | 330 5% 1/10W | R1576 | 1-216-025-00 | METAL GLAZE | 100 5% 1/10W |
| R1507 | 1-216-065-00 | METAL GLAZE | 4.7K 5% 1/10W | R1577 | 1-216-025-00 | METAL GLAZE | 100 5% 1/10W |
| R1508 | 1-216-689-11 | METAL GLAZE | 39K 5% 1/10W | R1578 | 1-216-065-00 | METAL GLAZE | 4.7K 5% 1/10W |
| R1509 | 1-249-439-11 | CARBON | 68K 5% 1/4W | R1579 | 1-216-689-11 | METAL GLAZE | 39K 5% 1/10W |
| R1510 | 1-216-077-00 | METAL GLAZE | 15K 5% 1/10W | R2300 | 1-216-065-00 | METAL GLAZE | 4.7K 5% 1/10W |
| R1511 | 1-216-360-11 | METAL OXIDE | 8.2 5% 1W F | R2301 | 1-216-065-00 | METAL GLAZE | 4.7K 5% 1/10W |
| R1512 | 1-216-647-11 | METAL CHIP | 680 0.50% 1/10W | R2302 | 1-216-671-11 | METAL CHIP | 6.8K 0.50% 1/10W |
| R1513 | 1-247-752-11 | CARBON | 1K 5% 1/2W F | R2303 | 1-216-093-00 | METAL GLAZE | 68K 5% 1/10W |
| R1514 | 1-247-711-11 | CARBON | 680 5% 1/4W F | R2304 | 1-216-105-00 | METAL GLAZE | 220K 5% 1/10W |
| R1515 | 1-216-350-11 | METAL OXIDE | 1.2 5% 1W F | R2305 | 1-216-085-00 | METAL GLAZE | 33K 5% 1/10W |
| R1516 | 1-247-883-00 | CARBON | 150K 5% 1/4W | R2306 | 1-216-089-91 | METAL GLAZE | 47K 5% 1/10W |
| R1518 | 1-215-867-00 | METAL OXIDE | 470 5% 1W F | | | | |

• The components identified by **⊗** in this manual have been carefully factory-selected for each set in order to satisfy regulations regarding X-ray radiation.

Should replacement be required, replace only with the value originally used.

A (PVM-1351Q/1354Q)

| REF. NO. | PART NO. | DESCRIPTION | REMARK | REF. NO. | PART NO. | DESCRIPTION | REMARK |
|----------|--------------|-------------|-----------------|----------|--------------|-------------|------------------|
| R2307 | 1-216-033-00 | METAL GLAZE | 220 5% 1/10W | R2372 | 1-216-113-00 | METAL GLAZE | 470K 5% 1/10W |
| R2308 | 1-216-103-91 | METAL GLAZE | 180K 5% 1/10W | R2374 | 1-216-097-00 | METAL GLAZE | 100K 5% 1/10W |
| R2309 | 1-216-049-00 | METAL GLAZE | 1K 5% 1/10W | R2375 | 1-216-089-91 | METAL GLAZE | 47K 5% 1/10W |
| R2310 | 1-216-095-00 | METAL GLAZE | 82K 5% 1/10W | R2376 | 1-216-089-91 | METAL GLAZE | 47K 5% 1/10W |
| R2311 | 1-216-073-00 | METAL GLAZE | 10K 5% 1/10W | R2377 | 1-216-033-00 | METAL GLAZE | 220 5% 1/10W |
| R2312 | 1-216-053-00 | METAL GLAZE | 1.5K 5% 1/10W | R2378 | 1-216-089-91 | METAL GLAZE | 47K 5% 1/10W |
| R2313 | 1-216-049-00 | METAL GLAZE | 1K 5% 1/10W | R2379 | 1-216-033-00 | METAL GLAZE | 220 5% 1/10W |
| R2314 | 1-216-645-11 | METAL CHIP | 560 0.50% 1/10W | R2380 | 1-216-089-91 | METAL GLAZE | 47K 5% 1/10W |
| R2315 | 1-216-679-11 | METAL CHIP | 15K 0.50% 1/10W | R2381 | 1-216-089-91 | METAL GLAZE | 47K 5% 1/10W |
| R2316 | 1-216-081-00 | METAL GLAZE | 22K 5% 1/10W | R2382 | 1-216-089-91 | METAL GLAZE | 47K 5% 1/10W |
| R2317 | 1-216-049-00 | METAL GLAZE | 1K 5% 1/10W | R2383 | 1-216-033-00 | METAL GLAZE | 220 5% 1/10W |
| R2318 | 1-216-069-00 | METAL GLAZE | 6.8K 5% 1/10W | R2384 | 1-216-689-11 | METAL GLAZE | 39K 5% 1/10W |
| R2319 | 1-216-093-00 | METAL GLAZE | 68K 5% 1/10W | R2385 | 1-216-073-00 | METAL GLAZE | 10K 5% 1/10W |
| R2320 | 1-216-677-11 | METAL CHIP | 12K 0.50% 1/10W | R2386 | 1-216-073-00 | METAL GLAZE | 10K 5% 1/10W |
| R2321 | 1-216-057-00 | METAL GLAZE | 2.2K 5% 1/10W | R2387 | 1-216-073-00 | METAL GLAZE | 10K 5% 1/10W |
| R2322 | 1-216-065-00 | METAL GLAZE | 4.7K 5% 1/10W | R2388 | 1-216-073-00 | METAL GLAZE | 10K 5% 1/10W |
| R2323 | 1-216-683-11 | METAL CHIP | 22K 0.50% 1/10W | R2389 | 1-216-033-00 | METAL GLAZE | 220 5% 1/10W |
| R2324 | 1-216-073-00 | METAL GLAZE | 10K 5% 1/10W | R2390 | 1-216-647-11 | METAL CHIP | 680 0.50% 1/10W |
| R2325 | 1-216-063-00 | METAL GLAZE | 3.9K 5% 1/10W | R2391 | 1-216-647-11 | METAL CHIP | 680 0.50% 1/10W |
| R2326 | 1-216-041-00 | METAL GLAZE | 470 5% 1/10W | R2392 | 1-216-073-00 | METAL GLAZE | 10K 5% 1/10W |
| R2327 | 1-216-059-00 | METAL GLAZE | 2.7K 5% 1/10W | R2393 | 1-216-073-00 | METAL GLAZE | 10K 5% 1/10W |
| R2328 | 1-216-049-00 | METAL GLAZE | 1K 5% 1/10W | R2394 | 1-216-081-00 | METAL GLAZE | 22K 5% 1/10W |
| R2329 | 1-216-059-00 | METAL GLAZE | 2.7K 5% 1/10W | R2396 | 1-216-041-00 | METAL GLAZE | 470 5% 1/10W |
| R2330 | 1-216-049-00 | METAL GLAZE | 1K 5% 1/10W | R2397 | 1-216-113-00 | METAL GLAZE | 470K 5% 1/10W |
| R2331 | 1-216-059-00 | METAL GLAZE | 2.7K 5% 1/10W | R2398 | 1-216-109-00 | METAL GLAZE | 330K 5% 1/10W |
| R2332 | 1-216-049-00 | METAL GLAZE | 1K 5% 1/10W | R2399 | 1-216-073-00 | METAL GLAZE | 10K 5% 1/10W |
| R2333 | 1-216-089-91 | METAL GLAZE | 47K 5% 1/10W | R2501 | 1-216-083-00 | METAL GLAZE | 27K 5% 1/10W |
| R2334 | 1-216-041-00 | METAL GLAZE | 470 5% 1/10W | R2502 | 1-216-077-00 | METAL GLAZE | 15K 5% 1/10W |
| R2335 | 1-216-061-00 | METAL GLAZE | 3.3K 5% 1/10W | R2551 | 1-216-091-00 | METAL GLAZE | 56K 5% 1/10W |
| R2336 | 1-216-065-00 | METAL GLAZE | 4.7K 5% 1/10W | R2552 | 1-216-085-00 | METAL GLAZE | 33K 5% 1/10W |
| R2337 | 1-216-037-00 | METAL GLAZE | 330 5% 1/10W | R2553 | 1-216-083-00 | METAL GLAZE | 27K 5% 1/10W |
| R2338 | 1-216-073-00 | METAL GLAZE | 10K 5% 1/10W | R2554 | 1-216-055-00 | METAL GLAZE | 1.8K 5% 1/10W |
| R2339 | 1-216-037-00 | METAL GLAZE | 330 5% 1/10W | R2555 | 1-216-051-00 | METAL GLAZE | 1.2K 5% 1/10W |
| R2340 | 1-216-073-00 | METAL GLAZE | 10K 5% 1/10W | R2557 | 1-216-067-00 | METAL GLAZE | 5.6K 5% 1/10W |
| R2341 | 1-216-037-00 | METAL GLAZE | 330 5% 1/10W | R2558 | 1-216-057-00 | METAL GLAZE | 2.2K 5% 1/10W |
| R2342 | 1-216-071-00 | METAL GLAZE | 8.2K 5% 1/10W | R2559 | 1-216-039-00 | METAL GLAZE | 390 5% 1/10W |
| R2343 | 1-216-081-00 | METAL GLAZE | 22K 5% 1/10W | R2560 | 1-216-069-00 | METAL GLAZE | 6.8K 5% 1/10W |
| R2344 | 1-216-121-00 | METAL GLAZE | 1M 5% 1/10W | R2561 | 1-216-001-00 | METAL GLAZE | 10 5% 1/10W |
| R2345 | 1-216-681-11 | METAL CHIP | 18K 0.50% 1/10W | R2562 | 1-216-001-00 | METAL GLAZE | 10 5% 1/10W |
| R2346 | 1-216-061-00 | METAL GLAZE | 3.3K 5% 1/10W | R2563 | 1-216-057-00 | METAL GLAZE | 2.2K 5% 1/10W |
| R2347 | 1-216-061-00 | METAL GLAZE | 3.3K 5% 1/10W | R3301 | 1-216-073-00 | METAL GLAZE | 10K 5% 1/10W |
| R2348 | 1-216-061-00 | METAL GLAZE | 3.3K 5% 1/10W | R3302 | 1-216-065-00 | METAL GLAZE | 4.7K 5% 1/10W |
| R2349 | 1-216-679-11 | METAL CHIP | 15K 0.50% 1/10W | R3303 | 1-216-065-00 | METAL GLAZE | 4.7K 5% 1/10W |
| R2350 | 1-216-061-00 | METAL GLAZE | 3.3K 5% 1/10W | R3304 | 1-216-065-00 | METAL GLAZE | 4.7K 5% 1/10W |
| R2351 | 1-216-061-00 | METAL GLAZE | 3.3K 5% 1/10W | R3305 | 1-216-061-00 | METAL GLAZE | 3.3K 5% 1/10W |
| R2352 | 1-216-061-00 | METAL GLAZE | 3.3K 5% 1/10W | R3306 | 1-216-063-00 | METAL GLAZE | 3.9K 5% 1/10W |
| R2353 | 1-216-041-00 | METAL GLAZE | 470 5% 1/10W | R3308 | 1-216-097-00 | METAL GLAZE | 100K 5% 1/10W |
| R2354 | 1-216-025-00 | METAL GLAZE | 100 5% 1/10W | R3309 | 1-216-073-00 | METAL GLAZE | 10K 5% 1/10W |
| R2355 | 1-216-089-91 | METAL GLAZE | 47K 5% 1/10W | R3310 | 1-216-049-00 | METAL GLAZE | 1K 5% 1/10W |
| R2356 | 1-216-095-00 | METAL GLAZE | 82K 5% 1/10W | R3311 | 1-216-091-00 | METAL GLAZE | 56K 5% 1/10W |
| R2357 | 1-216-095-00 | METAL GLAZE | 82K 5% 1/10W | R3312 | 1-216-105-00 | METAL GLAZE | 220K 5% 1/10W |
| R2358 | 1-216-025-00 | METAL GLAZE | 100 5% 1/10W | R3317 | 1-216-103-91 | METAL GLAZE | 180K 5% 1/10W |
| R2359 | 1-216-097-00 | METAL GLAZE | 100K 5% 1/10W | R3320 | 1-216-085-00 | METAL GLAZE | 33K 5% 1/10W |
| R2360 | 1-216-689-11 | METAL GLAZE | 39K 5% 1/10W | R3333 | 1-216-113-00 | METAL GLAZE | 470K 5% 1/10W |
| R2361 | 1-216-099-00 | METAL GLAZE | 120K 5% 1/10W | R3334 | 1-216-073-00 | METAL GLAZE | 10K 5% 1/10W |
| R2362 | 1-216-081-00 | METAL GLAZE | 22K 5% 1/10W | R3335 | 1-216-113-00 | METAL GLAZE | 470K 5% 1/10W |
| R2363 | 1-216-065-00 | METAL GLAZE | 4.7K 5% 1/10W | R3337 | 1-216-099-00 | METAL GLAZE | 120K 5% 1/10W |
| R2364 | 1-216-025-00 | METAL GLAZE | 100 5% 1/10W | R3338 | 1-218-759-11 | METAL CHIP | 200K 0.50% 1/10W |
| R2365 | 1-216-687-11 | METAL CHIP | 33K 0.50% 1/10W | R3339 | 1-216-093-00 | METAL GLAZE | 68K 5% 1/10W |
| R2366 | 1-216-067-00 | METAL GLAZE | 5.6K 5% 1/10W | R3340 | 1-216-099-00 | METAL GLAZE | 120K 5% 1/10W |
| R2367 | 1-216-093-00 | METAL GLAZE | 68K 5% 1/10W | R3341 | 1-216-083-00 | METAL GLAZE | 27K 5% 1/10W |
| R2368 | 1-216-065-00 | METAL GLAZE | 4.7K 5% 1/10W | R3344 | 1-216-081-00 | METAL GLAZE | 22K 5% 1/10W |
| R2369 | 1-216-083-00 | METAL GLAZE | 27K 5% 1/10W | R3345 | 1-216-033-00 | METAL GLAZE | 220 5% 1/10W |
| R2370 | 1-216-081-00 | METAL GLAZE | 22K 5% 1/10W | | | | |
| R2371 | 1-216-049-00 | METAL GLAZE | 1K 5% 1/10W | | | | |

A (PVM-1351Q/1354Q)

A (PVM-1350)

| REF. NO. | PART NO. | DESCRIPTION | REMARK |
|---------------------|----------------|----------------------------|-----------------|
| R3346 | 1-216-025-00 | METAL GLAZE | 100 5% 1/10W |
| R3347 | 1-216-025-00 | METAL GLAZE | 100 5% 1/10W |
| R3348 | 1-216-025-00 | METAL GLAZE | 100 5% 1/10W |
| R3349 | 1-216-025-00 | METAL GLAZE | 100 5% 1/10W |
| R3350 | 1-216-113-00 | METAL GLAZE | 470K 5% 1/10W |
| R3351 | 1-216-119-00 | METAL GLAZE | 820K 5% 1/10W |
| R3355 | 1-216-089-91 | METAL GLAZE | 47K 5% 1/10W |
| R3356 | 1-216-051-00 | METAL GLAZE | 1.2K 5% 1/10W |
| R3357 | 1-216-051-00 | METAL GLAZE | 1.2K 5% 1/10W |
| R3358 | 1-216-051-00 | METAL GLAZE | 1.2K 5% 1/10W |
| R3359 | 1-216-081-00 | METAL GLAZE | 22K 5% 1/10W |
| R3360 | 1-216-073-00 | METAL GLAZE | 10K 5% 1/10W |
| R3361 | 1-216-089-91 | METAL GLAZE | 47K 5% 1/10W |
| R3362 | 1-216-049-00 | METAL GLAZE | 1K 5% 1/10W |
| R3363 | 1-216-049-00 | METAL GLAZE | 1K 5% 1/10W |
| R3364 | 1-216-073-00 | METAL GLAZE | 10K 5% 1/10W |
| R3365 | 1-216-081-00 | METAL GLAZE | 22K 5% 1/10W |
| R3376 | 1-216-081-00 | METAL GLAZE | 22K 5% 1/10W |
| R3377 | 1-216-107-00 | METAL GLAZE | 270K 5% 1/10W |
| R3378 | 1-216-115-00 | METAL GLAZE | 560K 5% 1/10W |
| R3381 | 1-216-041-00 | METAL GLAZE | 470 5% 1/10W |
| R3382 | 1-216-647-11 | METAL CHIP | 680 0.50% 1/10W |
| R3383 | 1-216-069-00 | METAL GLAZE | 6.8K 5% 1/10W |
| R3384 | 1-216-063-00 | METAL GLAZE | 3.9K 5% 1/10W |
| R3385 | 1-216-057-00 | METAL GLAZE | 2.2K 5% 1/10W |
| R3386 | 1-216-057-00 | METAL GLAZE | 2.2K 5% 1/10W |
| R3390 | 1-216-057-00 | METAL GLAZE | 2.2K 5% 1/10W |
| R3394 | 1-216-089-91 | METAL GLAZE | 47K 5% 1/10W |
| R3395 | 1-249-417-11 | CARBON | 1K 5% 1/4W |
| R3396 | 1-216-041-00 | METAL GLAZE | 470 5% 1/10W |
| R3397 | 1-216-041-00 | METAL GLAZE | 470 5% 1/10W |
| R3398 | 1-216-101-00 | METAL GLAZE | 150K 5% 1/10W |
| R4401 | 1-216-085-00 | METAL GLAZE | 33K 5% 1/10W |
| R4402 | 1-216-113-00 | METAL GLAZE | 470K 5% 1/10W |
| R4404 | 1-216-073-00 | METAL GLAZE | 10K 5% 1/10W |
| R4405 | 1-216-067-00 | METAL GLAZE | 5.6K 5% 1/10W |
| R4407 | 1-216-061-00 | METAL GLAZE | 3.3K 5% 1/10W |
| R4408 | 1-216-059-00 | METAL GLAZE | 2.7K 5% 1/10W |
| R4409 | 1-216-059-00 | METAL GLAZE | 2.7K 5% 1/10W |
| R4410 | 1-216-059-00 | METAL GLAZE | 2.7K 5% 1/10W |
| R4411 | 1-216-113-00 | METAL GLAZE | 470K 5% 1/10W |
| R4412 | 1-216-113-00 | METAL GLAZE | 470K 5% 1/10W |
| R4413 | 1-216-295-00 | METAL GLAZE | 0 5% 1/10W |
| R4414 | 1-216-295-00 | METAL GLAZE | 0 5% 1/10W |
| R4415 | 1-216-295-00 | METAL GLAZE | 0 5% 1/10W |
| R4416 | 1-216-295-00 | METAL GLAZE | 0 5% 1/10W |
| <VARIABLE RESISTOR> | | | |
| RV501 | 1-223-102-00 | RES, ADJ. WIREWOUND 120 | |
| <TRANSFORMER> | | | |
| T300 | 1-406-781-11 | COIL | |
| T500 | 1-426-668-11 | TRANSFORMER, FERRITE (HDT) | |
| T501 | △ 1-453-163-11 | TRANSFORMER ASSY, FLYBACK | |
| <THERMISTOR> | | | |
| TH500 | 1-807-970-11 | THERMISTOR | |
| <CRYSTAL> | | | |

| REF. NO. | PART NO. | DESCRIPTION | REMARK |
|--------------------|------------------------------|-----------------------|----------|
| X101 | 1-579-175-11 | VIBRATOR, CERAMIC | |
| X300 | 1-577-259-11 | VIBRATOR, CRYSTAL | |
| X301 | 1-527-722-00 | OSCILLATOR, CRYSTAL | |
| ***** | | | |
| *A-1297-196-A | A BOARD, COMPLETE (PVM-1350) | | |
| ***** | | | |
| 1-540-044-11 | SOCKET, IC | | |
| *4-030-359-01 | HEAT SINK, H. PIN | | |
| *4-043-154-01 | HOLDER, IC | | |
| *4-043-994-01 | PLATE (CF), SHIELD | | |
| 4-363-414-00 | SPACER, MICA | | |
| 4-382-854-11 | SCREW (M3X10), P, SW (+) | | |
| <BAND PASS FILTER> | | | |
| BPF400 | 1-236-363-11 | FILTER, BAND PASS | |
| <CAPACITOR> | | | |
| C105 | 1-163-251-11 | CERAMIC CHIP 100PF | 5% 50V |
| C106 | 1-163-251-11 | CERAMIC CHIP 100PF | 5% 50V |
| C114 | 1-163-031-11 | CERAMIC CHIP 0.01MF | 50V |
| C115 | 1-163-031-11 | CERAMIC CHIP 0.01MF | 50V |
| C116 | 1-163-031-11 | CERAMIC CHIP 0.01MF | 50V |
| C117 | 1-163-031-11 | CERAMIC CHIP 0.01MF | 50V |
| C118 | 1-163-125-00 | CERAMIC CHIP 220PF | 5% 50V |
| C119 | 1-165-319-11 | CERAMIC CHIP 0.1MF | 50V |
| C121 | 1-163-237-11 | CERAMIC CHIP 27PF | 5% 50V |
| C123 | 1-165-319-11 | CERAMIC CHIP 0.1MF | 50V |
| C124 | 1-163-251-11 | CERAMIC CHIP 100PF | 5% 50V |
| C132 | 1-163-141-00 | CERAMIC CHIP 0.001MF | 5% 50V |
| C133 | 1-163-251-11 | CERAMIC CHIP 100PF | 5% 50V |
| C134 | 1-163-251-11 | CERAMIC CHIP 100PF | 5% 50V |
| C135 | 1-163-251-11 | CERAMIC CHIP 100PF | 5% 50V |
| C136 | 1-163-251-11 | CERAMIC CHIP 100PF | 5% 50V |
| C141 | 1-164-161-11 | CERAMIC CHIP 0.0022MF | 10% 50V |
| C142 | 1-163-125-00 | CERAMIC CHIP 220PF | 5% 50V |
| C143 | 1-165-319-11 | CERAMIC CHIP 0.1MF | 50V |
| C144 | 1-165-319-11 | CERAMIC CHIP 0.1MF | 50V |
| C145 | 1-165-319-11 | CERAMIC CHIP 0.1MF | 50V |
| C154 | 1-163-037-11 | CERAMIC CHIP 0.022MF | 10% 25V |
| C155 | 1-163-023-00 | CERAMIC CHIP 0.015MF | 10% 50V |
| C156 | 1-163-019-00 | CERAMIC CHIP 0.0068MF | 10% 50V |
| C157 | 1-163-019-00 | CERAMIC CHIP 0.0068MF | 10% 50V |
| C158 | 1-163-809-11 | CERAMIC CHIP 0.047MF | 10% 25V |
| C159 | 1-163-037-11 | CERAMIC CHIP 0.022MF | 10% 25V |
| C161 | 1-124-477-11 | ELECT 47MF | 20% 16V |
| C162 | 1-163-141-00 | CERAMIC CHIP 0.001MF | 5% 50V |
| C164 | 1-165-319-11 | CERAMIC CHIP 0.1MF | 50V |
| C165 | 1-165-319-11 | CERAMIC CHIP 0.1MF | 50V |
| C166 | 1-164-004-11 | CERAMIC CHIP 0.1MF | 10% 25V |
| C167 | 1-124-472-11 | ELECT 470MF | 20% 10V |
| C168 | 1-124-472-11 | ELECT 470MF | 20% 10V |
| C169 | 1-164-232-11 | CERAMIC CHIP 0.01MF | 10% 50V |
| C171 | 1-163-251-11 | CERAMIC CHIP 100PF | 5% 50V |
| C172 | 1-163-243-11 | CERAMIC CHIP 47PF | 5% 50V |
| C173 | 1-163-243-11 | CERAMIC CHIP 47PF | 5% 50V |
| C200 | 1-124-927-11 | ELECT 4.7MF | 20% 50V |
| C201 | 1-106-383-00 | MYLAR 0.047MF | 10% 100V |
| C202 | 1-163-017-00 | CERAMIC CHIP 0.0047MF | 10% 50V |
| C203 | 1-124-927-11 | ELECT 4.7MF | 20% 50V |
| C204 | 1-124-907-11 | ELECT 10MF | 20% 50V |

The components identified by shading and mark △ are critical for safety. Replace only with part number specified.

Les composants identifiés par une trame et une marque △ sont critiques pour la sécurité. Ne les remplacer que par une pièce portant le numéro spécifique.

A (PVM-1350)

| REF. NO. | PART NO. | DESCRIPTION | REMARK | REF. NO. | PART NO. | DESCRIPTION | REMARK |
|----------|--------------|--------------|----------|----------|----------|-------------|--------|
| C205 | 1-124-360-00 | ELECT | 1000MF | 20% | 16V | | |
| C206 | 1-126-375-11 | ELECT | 100MF | 20% | 25V | | |
| C207 | 1-124-478-11 | ELECT | 100MF | 20% | 25V | | |
| C208 | 1-124-907-11 | ELECT | 10MF | 20% | 50V | | |
| C209 | 1-124-927-11 | ELECT | 4.7MF | 20% | 50V | | |
| C304 | 1-164-004-11 | CERAMIC CHIP | 0.1MF | 10% | 25V | | |
| C305 | 1-163-125-00 | CERAMIC CHIP | 220PF | 5% | 50V | | |
| C306 | 1-163-031-11 | CERAMIC CHIP | 0.01MF | | 50V | | |
| C311 | 1-163-809-11 | CERAMIC CHIP | 0.047MF | 10% | 25V | | |
| C312 | 1-124-925-11 | ELECT | 2.2MF | 20% | 50V | | |
| C313 | 1-163-145-00 | CERAMIC CHIP | 0.0015MF | 5% | 50V | | |
| C314 | 1-163-249-11 | CERAMIC CHIP | 82PF | 5% | 50V | | |
| C315 | 1-124-907-11 | ELECT | 10MF | 20% | 50V | | |
| C316 | 1-124-477-11 | ELECT | 47MF | 20% | 25V | | |
| C318 | 1-124-907-11 | ELECT | 10MF | 20% | 50V | | |
| C326 | 1-164-004-11 | CERAMIC CHIP | 0.1MF | 10% | 25V | | |
| C343 | 1-163-031-11 | CERAMIC CHIP | 0.01MF | | 50V | | |
| C349 | 1-163-141-00 | CERAMIC CHIP | 0.001MF | 5% | 50V | | |
| C350 | 1-163-141-00 | CERAMIC CHIP | 0.001MF | 5% | 50V | | |
| C352 | 1-163-031-11 | CERAMIC CHIP | 0.01MF | | 50V | | |
| C353 | 1-165-319-11 | CERAMIC CHIP | 0.1MF | | 50V | | |
| C354 | 1-163-121-00 | CERAMIC CHIP | 150PF | 5% | 50V | | |
| C355 | 1-124-903-11 | ELECT | 1MF | 20% | 50V | | |
| C356 | 1-124-927-11 | ELECT | 4.7MF | 20% | 50V | | |
| C358 | 1-163-031-11 | CERAMIC CHIP | 0.01MF | | 50V | | |
| C359 | 1-124-477-11 | ELECT | 47MF | 20% | 25V | | |
| C360 | 1-164-232-11 | CERAMIC CHIP | 0.01MF | 10% | 50V | | |
| C361 | 1-163-031-11 | CERAMIC CHIP | 0.01MF | | 50V | | |
| C362 | 1-163-031-11 | CERAMIC CHIP | 0.01MF | | 50V | | |
| C363 | 1-163-099-00 | CERAMIC CHIP | 18PF | 5% | 50V | | |
| C364 | 1-163-031-11 | CERAMIC CHIP | 0.01MF | | 50V | | |
| C365 | 1-106-343-00 | MYLAR | 0.001MF | 10% | 100V | | |
| C366 | 1-163-031-11 | CERAMIC CHIP | 0.01MF | | 50V | | |
| C367 | 1-163-031-11 | CERAMIC CHIP | 0.01MF | | 50V | | |
| C368 | 1-124-907-11 | ELECT | 10MF | 20% | 50V | | |
| C369 | 1-164-298-11 | CERAMIC CHIP | 0.15MF | 10% | 25V | | |
| C370 | 1-124-477-11 | ELECT | 47MF | 20% | 25V | | |
| C371 | 1-124-477-11 | ELECT | 47MF | 20% | 25V | | |
| C372 | 1-163-031-11 | CERAMIC CHIP | 0.01MF | | 50V | | |
| C373 | 1-163-141-00 | CERAMIC CHIP | 0.001MF | 5% | 50V | | |
| C374 | 1-124-903-11 | ELECT | 1MF | 20% | 50V | | |
| C375 | 1-163-125-00 | CERAMIC CHIP | 220PF | 5% | 50V | | |
| C376 | 1-124-902-00 | ELECT | 0.47MF | 20% | 50V | | |
| C377 | 1-163-809-11 | CERAMIC CHIP | 0.047MF | 10% | 25V | | |
| C378 | 1-163-809-11 | CERAMIC CHIP | 0.047MF | 10% | 25V | | |
| C379 | 1-163-031-11 | CERAMIC CHIP | 0.01MF | | 50V | | |
| C380 | 1-124-472-11 | ELECT | 470MF | 20% | 10V | | |
| C381 | 1-163-031-11 | CERAMIC CHIP | 0.01MF | | 50V | | |
| C382 | 1-163-243-11 | CERAMIC CHIP | 47PF | 5% | 50V | | |
| C383 | 1-124-477-11 | ELECT | 47MF | 20% | 25V | | |
| C384 | 1-163-249-11 | CERAMIC CHIP | 82PF | 5% | 50V | | |
| C385 | 1-124-477-11 | ELECT | 47MF | 20% | 25V | | |
| C386 | 1-124-907-11 | ELECT | 10MF | 20% | 50V | | |
| C387 | 1-163-141-00 | CERAMIC CHIP | 0.001MF | 5% | 50V | | |
| C388 | 1-124-907-11 | ELECT | 10MF | 20% | 50V | | |
| C390 | 1-163-243-11 | CERAMIC CHIP | 47PF | 5% | 50V | | |
| C391 | 1-124-477-11 | ELECT | 47MF | 20% | 25V | | |
| C392 | 1-164-298-11 | CERAMIC CHIP | 0.15MF | 10% | 25V | | |
| C393 | 1-164-298-11 | CERAMIC CHIP | 0.15MF | 10% | 25V | | |
| C394 | 1-124-477-11 | ELECT | 47MF | 20% | 25V | | |
| C395 | 1-163-235-11 | CERAMIC CHIP | 22PF | 5% | 50V | | |
| C396 | 1-164-299-11 | CERAMIC CHIP | 0.22MF | 10% | 25V | | |
| C397 | 1-124-477-11 | ELECT | 47MF | 20% | 25V | | |
| C398 | 1-124-477-11 | ELECT | 47MF | 20% | 25V | | |
| C399 | 1-124-477-11 | ELECT | 47MF | 20% | 25V | | |
| C400 | 1-164-232-11 | CERAMIC CHIP | 0.01MF | 10% | 50V | | |
| C401 | 1-164-346-11 | CERAMIC CHIP | 1MF | | 16V | | |
| C402 | 1-124-910-11 | ELECT | 47MF | 20% | 50V | | |
| C403 | 1-164-232-11 | CERAMIC CHIP | 0.01MF | 10% | 50V | | |
| C406 | 1-124-916-11 | ELECT | 22MF | 20% | 50V | | |
| C407 | 1-124-477-11 | ELECT | 47MF | 20% | 25V | | |
| C408 | 1-164-232-11 | CERAMIC CHIP | 0.01MF | 10% | 50V | | |
| C409 | 1-163-031-11 | CERAMIC CHIP | 0.01MF | | 50V | | |
| C410 | 1-124-916-11 | ELECT | 22MF | 20% | 50V | | |
| C411 | 1-164-004-11 | CERAMIC CHIP | 0.1MF | 10% | 25V | | |
| C414 | 1-163-031-11 | CERAMIC CHIP | 0.01MF | | 50V | | |
| C415 | 1-124-907-11 | ELECT | 10MF | 20% | 50V | | |
| C416 | 1-164-232-11 | CERAMIC CHIP | 0.01MF | 10% | 50V | | |
| C417 | 1-164-232-11 | CERAMIC CHIP | 0.01MF | 10% | 50V | | |
| C418 | 1-164-182-11 | CERAMIC CHIP | 0.0033MF | 10% | 50V | | |
| C419 | 1-124-472-11 | ELECT | 470MF | 20% | 10V | | |
| C420 | 1-163-809-11 | CERAMIC CHIP | 0.047MF | 10% | 25V | | |
| C421 | 1-164-222-11 | CERAMIC CHIP | 0.22MF | | 25V | | |
| C422 | 1-124-903-11 | ELECT | 1MF | 20% | 50V | | |
| C423 | 1-163-809-11 | CERAMIC CHIP | 0.047MF | 10% | 25V | | |
| C424 | 1-163-809-11 | CERAMIC CHIP | 0.047MF | 10% | 25V | | |
| C425 | 1-163-031-11 | CERAMIC CHIP | 0.01MF | | 50V | | |
| C426 | 1-163-243-11 | CERAMIC CHIP | 47PF | 5% | 50V | | |
| C427 | 1-163-031-11 | CERAMIC CHIP | 0.01MF | | 50V | | |
| C428 | 1-124-119-00 | ELECT | 330MF | 20% | 16V | | |
| C429 | 1-163-031-11 | CERAMIC CHIP | 0.01MF | | 50V | | |
| C430 | 1-124-119-00 | ELECT | 330MF | 20% | 16V | | |
| C431 | 1-165-319-11 | CERAMIC CHIP | 0.1MF | | 50V | | |
| C432 | 1-164-004-11 | CERAMIC CHIP | 0.1MF | 10% | 25V | | |
| C433 | 1-163-235-11 | CERAMIC CHIP | 22PF | 5% | 50V | | |
| C434 | 1-163-031-11 | CERAMIC CHIP | 0.01MF | | 50V | | |
| C435 | 1-163-089-00 | CERAMIC CHIP | 6PF | 0.25PF | 50V | | |
| C436 | 1-164-004-11 | CERAMIC CHIP | 0.1MF | 10% | 25V | | |
| C437 | 1-164-004-11 | CERAMIC CHIP | 0.1MF | 10% | 25V | | |
| C438 | 1-163-809-11 | CERAMIC CHIP | 0.047MF | 10% | 25V | | |
| C439 | 1-163-809-11 | CERAMIC CHIP | 0.047MF | 10% | 25V | | |
| C440 | 1-163-031-11 | CERAMIC CHIP | 0.01MF | | 50V | | |
| C441 | 1-126-962-11 | ELECT | 3.3MF | 20% | 50V | | |
| C442 | 1-163-809-11 | CERAMIC CHIP | 0.047MF | 10% | 25V | | |
| C443 | 1-163-243-11 | CERAMIC CHIP | 47PF | 5% | 50V | | |
| C444 | 1-165-319-11 | CERAMIC CHIP | 0.1MF | | 50V | | |
| C445 | 1-163-809-11 | CERAMIC CHIP | 0.047MF | 10% | 25V | | |
| C446 | 1-163-089-00 | CERAMIC CHIP | 6PF | 0.25PF | 50V | | |
| C447 | 1-163-263-11 | CERAMIC CHIP | 330PF | 5% | 50V | | |
| C448 | 1-163-243-11 | CERAMIC CHIP | 47PF | 5% | 50V | | |
| C449 | 1-163-227-11 | CERAMIC CHIP | 10PF | 0.5PF | 50V | | |
| C450 | 1-163-809-11 | CERAMIC CHIP | 0.047MF | 10% | 25V | | |
| C451 | 1-164-004-11 | CERAMIC CHIP | 0.1MF | 10% | 25V | | |
| C452 | 1-163-263-11 | CERAMIC CHIP | 330PF | 5% | 50V | | |
| C453 | 1-163-031-11 | CERAMIC CHIP | 0.01MF | | 50V | | |
| C454 | 1-163-243-11 | CERAMIC CHIP | 47PF | 5% | 50V | | |
| C455 | 1-163-263-11 | CERAMIC CHIP | 330PF | 5% | 50V | | |
| C456 | 1-163-089-00 | CERAMIC CHIP | 6PF | 0.25PF | 50V | | |
| C457 | 1-163-031-11 | CERAMIC CHIP | 0.01MF | | 50V | | |
| C458 | 1-163-249-11 | CERAMIC CHIP | 82PF | 5% | 50V | | |
| C459 | 1-165-319-11 | CERAMIC CHIP | 0.1MF | | 50V | | |
| C460 | 1-164-004-11 | CERAMIC CHIP | 0.1MF | 10% | 25V | | |
| C461 | 1-163-119-00 | CERAMIC CHIP | 120PF | 5% | 50V | | |
| C462 | 1-163-031-11 | CERAMIC CHIP | 0.01MF | | 50V | | |
| C463 | 1-163-031-11 | CERAMIC CHIP | 0.01MF | | 50V | | |
| C464 | 1-164-299-11 | CERAMIC CHIP | 0.22MF | 10% | 25V | | |
| C465 | 1-163-097-00 | CERAMIC CHIP | 15PF | 5% | 50V | | |

The components identified by shading and mark Δ are critical for safety. Replace only with part number specified.

Les composants identifiés par une trame et une marque Δ sont critiques pour la sécurité. Ne les remplacer que par une pièce portant le numéro spécifié.

A (PVM-1350)

| REF. NO. | PART NO. | DESCRIPTION | REMARK | REF. NO. | PART NO. | DESCRIPTION | REMARK |
|---------------|--------------|-----------------------|----------|----------|--------------|---------------------|-----------|
| C466 | 1-163-119-00 | CERAMIC CHIP 120PF | 5% 50V | C541 | 1-124-927-11 | ELECT 4.7MF | 20% 50V |
| C467 | 1-163-119-00 | CERAMIC CHIP 120PF | 5% 50V | C542 | 1-106-351-00 | MYLAR 0.0022MF | 10% 100V |
| C469 | 1-163-037-11 | CERAMIC CHIP 0.022MF | 10% 25V | C543 | 1-106-351-00 | MYLAR 0.0022MF | 10% 100V |
| C470 | 1-163-243-11 | CERAMIC CHIP 47PF | 5% 50V | C544 | 1-106-367-00 | MYLAR 0.01MF | 10% 100V |
| C471 | 1-163-105-00 | CERAMIC CHIP 33PF | 5% 50V | C545 | 1-102-212-00 | CERAMIC 820PF | 10% 500V |
| C472 | 1-163-031-11 | CERAMIC CHIP 0.01MF | 50V | C547 | 1-163-251-11 | CERAMIC CHIP 100PF | 5% 50V |
| C473 | 1-163-031-11 | CERAMIC CHIP 0.01MF | 50V | C548 | 1-102-212-00 | CERAMIC 820PF | 10% 500V |
| C475 | 1-163-031-11 | CERAMIC CHIP 0.01MF | 50V | C549 | 1-124-667-11 | ELECT 10MF | 20% 50V |
| C476 | 1-163-031-11 | CERAMIC CHIP 0.01MF | 50V | C550 | 1-126-163-11 | ELECT 4.7MF | 20% 50V |
| C477 | 1-164-299-11 | CERAMIC CHIP 0.22MF | 10% 25V | C551 | 1-106-375-12 | MYLAR 0.022MF | 10% 100V |
| C478 | 1-124-907-11 | ELECT 10MF | 20% 50V | C552 | 1-126-336-11 | ELECT 220MF | 20% 25V |
| C479 | 1-163-121-00 | CERAMIC CHIP 150PF | 5% 50V | C556 | 1-124-907-11 | ELECT 10MF | 20% 50V |
| C482 | 1-124-472-11 | ELECT 470MF | 20% 10V | C557 | 1-106-381-12 | MYLAR 0.039MF | 10% 100V |
| C483 | 1-163-249-11 | CERAMIC CHIP 82PF | 5% 50V | C558 | 1-124-903-11 | ELECT 1MF | 20% 50V |
| C484 | 1-163-113-00 | CERAMIC CHIP 68PF | 5% 50V | C559 | 1-136-173-00 | FILM 0.47MF | 5% 50V |
| C485 | 1-163-113-00 | CERAMIC CHIP 68PF | 5% 50V | C561 | 1-136-159-00 | FILM 0.033MF | 5% 50V |
| C486 | 1-163-249-11 | CERAMIC CHIP 82PF | 5% 50V | C562 | 1-163-249-11 | CERAMIC CHIP 82PF | 5% 50V |
| C487 | 1-163-235-11 | CERAMIC CHIP 22PF | 5% 50V | C564 | 1-124-907-11 | ELECT 10MF | 20% 50V |
| C488 | 1-163-097-00 | CERAMIC CHIP 15PF | 5% 50V | C565 | 1-124-903-11 | ELECT 1MF | 20% 50V |
| C490 | 1-164-336-11 | CERAMIC CHIP 0.33MF | 25V | C566 | 1-106-367-00 | MYLAR 0.01MF | 10% 100V |
| C491 | 1-164-336-11 | CERAMIC CHIP 0.33MF | 25V | C568 | 1-124-903-11 | ELECT 1MF | 20% 50V |
| C492 | 1-164-336-11 | CERAMIC CHIP 0.33MF | 25V | C569 | 1-131-351-00 | TANTALUM 4.7MF | 10% 25V |
| C493 | 1-104-760-11 | CERAMIC CHIP 0.047MF | 10% 50V | C570 | 1-124-360-00 | ELECT 1000MF | 20% 16V |
| C494 | 1-104-760-11 | CERAMIC CHIP 0.047MF | 10% 50V | C571 | 1-164-232-11 | CERAMIC CHIP 0.01MF | 10% 50V |
| C495 | 1-124-907-11 | ELECT 10MF | 20% 50V | C572 | 1-104-709-11 | ELECT 4.7MF | 0 160V |
| C497 | 1-163-011-11 | CERAMIC CHIP 0.0015MF | 10% 50V | C573 | 1-136-173-00 | FILM 0.47MF | 5% 50V |
| C498 | 1-124-925-11 | ELECT 2.2MF | 20% 50V | C574 | 1-249-383-11 | CARBON 1.5 | 5% 1/4W F |
| C499 | 1-163-031-11 | CERAMIC CHIP 0.01MF | 50V | C575 | 1-163-031-11 | CERAMIC CHIP 0.01MF | 50V |
| C500 | 1-164-004-11 | CERAMIC CHIP 0.1MF | 10% 25V | C576 | 1-102-244-00 | CERAMIC 220PF | 10% 500V |
| C501 | 1-164-182-11 | CERAMIC CHIP 0.0033MF | 10% 50V | C577 | 1-124-907-11 | ELECT 10MF | 20% 50V |
| C502 | 1-163-141-00 | CERAMIC CHIP 0.001MF | 5% 50V | C578 | 1-136-540-11 | FILM 0.82MF | 5% 200V |
| C503 | 1-163-251-11 | CERAMIC CHIP 100PF | 5% 50V | C579 | 1-126-804-11 | ELECT 100MF | 20% 50V |
| C504 | 1-136-175-00 | FILM 0.068MF | 5% 50V | C580 | 1-136-756-11 | FILM 0.24MF | 5% 200V |
| C505 | 1-163-135-00 | CERAMIC CHIP 560PF | 5% 50V | C581 | 1-124-927-11 | ELECT 4.7MF | 20% 50V |
| C506 | 1-124-902-00 | ELECT 0.47MF | 20% 50V | C582 | 1-102-002-00 | CERAMIC 680PF | 10% 500V |
| C507 | 1-126-375-11 | ELECT 100MF | 20% 25V | C583 | 1-136-569-11 | FILM 1.2MF | 5% 200V |
| C508 | 1-130-495-00 | MYLAR 0.1MF | 5% 50V | C584 | 1-123-267-00 | ELECT 2.2MF | 20% 160V |
| C509 | 1-124-935-11 | ELECT 470MF | 20% 100V | C585 | 1-124-666-11 | ELECT 4.7MF | 20% 250V |
| C511 | 1-108-700-11 | MYLAR 0.047MF | 10% 200V | C586 | 1-124-557-11 | ELECT 1000MF | 20% 25V |
| C512 | 1-124-902-00 | ELECT 0.47MF | 20% 50V | C587 | 1-102-030-00 | CERAMIC 330PF | 10% 500V |
| C513 | 1-126-096-11 | ELECT 10MF | 20% 25V | C588 | 1-124-667-11 | ELECT 10MF | 20% 50V |
| C514 | 1-129-718-00 | FILM 0.022MF | 10% 630V | C589 | 1-102-030-00 | CERAMIC 330PF | 10% 500V |
| C515 | 1-163-809-11 | CERAMIC CHIP 0.047MF | 10% 25V | C590 | 1-126-387-11 | ELECT 2.2MF | 20% 50V |
| C516 | 1-102-030-00 | CERAMIC 330PF | 10% 500V | C591 | 1-106-371-00 | MYLAR 0.015MF | 10% 200V |
| C517 | 1-163-024-00 | CERAMIC CHIP 0.018MF | 10% 50V | C592 | 1-123-932-00 | ELECT 4.7MF | 20% 160V |
| C518 | 1-107-995-51 | ELECT 100MF | 0 160V | C593 | 1-165-319-11 | CERAMIC CHIP 0.1MF | 50V |
| C519 | 1-163-017-00 | CERAMIC CHIP 0.0047MF | 10% 50V | C594 | 1-163-229-11 | CERAMIC CHIP 12PF | 5% 50V |
| C520 | 1-163-257-11 | CERAMIC CHIP 180PF | 5% 50V | C595 | 1-126-336-11 | ELECT 220MF | 20% 25V |
| C521 | 1-162-114-00 | CERAMIC 0.0047MF | 2KV | C596 | 1-124-478-11 | ELECT 100MF | 20% 25V |
| C522 | 1-126-375-11 | ELECT 100MF | 20% 25V | C597 | 1-164-346-11 | CERAMIC CHIP 1MF | 16V |
| C523 | 1-126-801-11 | ELECT 1MF | 20% 50V | C598 | 1-164-346-11 | CERAMIC CHIP 1MF | 16V |
| C525 Δ | 1-136-545-11 | FILM 0.0078MF | 3% 2KV | C599 | 1-126-157-11 | ELECT 10MF | 20% 16V |
| C526 Δ | 1-162-116-91 | CERAMIC 680PF | 10% 2KV | C1300 | 1-124-477-11 | ELECT 47MF | 20% 25V |
| C529 | 1-104-789-51 | ELECT 0.47MF | 20% 50V | C1302 | 1-163-133-00 | CERAMIC CHIP 470PF | 5% 50V |
| C530 | 1-124-120-11 | ELECT 220MF | 20% 25V | C1303 | 1-164-004-11 | CERAMIC CHIP 0.1MF | 10% 25V |
| C531 | 1-124-477-11 | ELECT 47MF | 20% 25V | C1305 | 1-124-477-11 | ELECT 47MF | 20% 25V |
| C532 | 1-163-031-11 | CERAMIC CHIP 0.01MF | 50V | C1307 | 1-163-031-11 | CERAMIC CHIP 0.01MF | 50V |
| C533 | 1-102-212-00 | CERAMIC 820PF | 10% 500V | C1308 | 1-124-907-11 | ELECT 10MF | 20% 50V |
| C534 | 1-123-948-00 | ELECT 22MF | 20% 250V | C1311 | 1-124-477-11 | ELECT 47MF | 20% 25V |
| C535 | 1-163-125-00 | CERAMIC CHIP 220PF | 5% 50V | C1313 | 1-163-031-11 | CERAMIC CHIP 0.01MF | 50V |
| C537 | 1-124-913-11 | ELECT 470MF | 20% 50V | C1314 | 1-124-477-11 | ELECT 47MF | 20% 25V |
| C538 | 1-106-367-00 | MYLAR 0.01MF | 10% 100V | C1316 | 1-163-031-11 | CERAMIC CHIP 0.01MF | 50V |
| C539 | 1-130-480-00 | FILM 0.0056MF | 5% 50V | C1317 | 1-124-477-11 | ELECT 47MF | 20% 25V |
| C540 | 1-163-133-00 | CERAMIC CHIP 470PF | 5% 50V | | | | |

A (PVM-1350)

| REF.NO. | PART NO. | DESCRIPTION | REMARK | REF.NO. | PART NO. | DESCRIPTION | REMARK |
|---------|--------------|-----------------------|--------|---------|----------|---------------|-------------------------------|
| C1318 | 1-124-477-11 | ELECT 47MF | 20% | 25V | C1517 | 1-126-101-11 | ELECT 100MF 20% 10V |
| C1319 | 1-163-037-11 | CERAMIC CHIP 0.022MF | 10% | 25V | C1518 | 1-124-477-11 | ELECT 47MF 20% 16V |
| C1320 | 1-124-477-11 | ELECT 47MF | 20% | 25V | C1519 | 1-163-037-11 | CERAMIC CHIP 0.022MF 10% 25V |
| C1321 | 1-124-477-11 | ELECT 47MF | 20% | 25V | | | |
| C1322 | 1-124-120-11 | ELECT 220MF | 20% | 16V | | | |
| | | | | | | <CONNECTOR> | |
| C1323 | 1-163-031-11 | CERAMIC CHIP 0.01MF | | 50V | CN101 | *1-573-979-11 | CONNECTOR, BOARD TO BOARD 11P |
| C1324 | 1-163-031-11 | CERAMIC CHIP 0.01MF | | 50V | CN102 | *1-564-514-11 | PLUG, CONNECTOR 11P |
| C1326 | 1-124-477-11 | ELECT 47MF | 20% | 25V | CN201 | *1-564-506-11 | PLUG, CONNECTOR 3P |
| C1327 | 1-163-031-11 | CERAMIC CHIP 0.01MF | | 50V | CN301 | *1-564-514-11 | PLUG, CONNECTOR 11P |
| C1328 | 1-163-031-11 | CERAMIC CHIP 0.01MF | | 50V | CN302 | *1-564-510-11 | PLUG, CONNECTOR 7P |
| C1329 | 1-124-907-11 | ELECT 10MF | 20% | 50V | CN305 | *1-565-504-11 | CONNECTOR, BOARD TO BOARD 13P |
| C1330 | 1-163-031-11 | CERAMIC CHIP 0.01MF | | 50V | CN401 | *1-564-511-51 | PLUG, CONNECTOR 8P |
| C1331 | 1-124-477-11 | ELECT 47MF | 20% | 25V | CN402 | *1-564-515-11 | PLUG, CONNECTOR 12P |
| C1332 | 1-124-477-11 | ELECT 47MF | 20% | 25V | CN501 | *1-580-798-11 | CONNECTOR PIN (DY) 6P |
| C1333 | 1-124-477-11 | ELECT 47MF | 20% | 25V | CN502 | *1-573-964-11 | PIN, CONNECTOR (PC BOARD) 6P |
| C1334 | 1-163-227-11 | CERAMIC CHIP 10PF | 0.5PF | 50V | CN503 | *1-573-964-11 | PIN, CONNECTOR (PC BOARD) 6P |
| C1335 | 1-124-477-11 | ELECT 47MF | 20% | 25V | CN504 | *1-564-508-11 | PLUG, CONNECTOR 5P |
| C1336 | 1-124-477-11 | ELECT 47MF | 20% | 25V | CN505 | *1-564-506-11 | PLUG, CONNECTOR 3P |
| C1338 | 1-163-031-11 | CERAMIC CHIP 0.01MF | | 50V | CN506 | *1-564-506-11 | PLUG, CONNECTOR 3P |
| C1339 | 1-163-031-11 | CERAMIC CHIP 0.01MF | | 50V | CN507 | *1-535-419-00 | TAB, FASTEN (PCB) |
| C1340 | 1-163-031-11 | CERAMIC CHIP 0.01MF | | 50V | | | <COMPOSITION CIRCUIT BLOCK> |
| C1342 | 1-102-963-00 | CERAMIC 33PF | 5% | 50V | CP303 | 1-466-162-61 | FILTER BLOCK, COM (CFB-4) |
| C1344 | 1-163-083-00 | CERAMIC CHIP 1PF | 0.25PF | 50V | | | <DIODE> |
| C1345 | 1-124-907-11 | ELECT 10MF | 20% | 50V | D101 | 8-719-800-76 | DIODE 1SS226 |
| C1353 | 1-163-031-11 | CERAMIC CHIP 0.01MF | | 50V | D102 | 8-719-800-76 | DIODE 1SS226 |
| C1354 | 1-163-121-00 | CERAMIC CHIP 150PF | 5% | 50V | D103 | 8-719-045-70 | DIODE 1SV230TPH3 |
| C1355 | 1-163-125-00 | CERAMIC CHIP 220PF | 5% | 50V | D104 | 8-719-800-76 | DIODE 1SS226 |
| C1356 | 1-163-235-11 | CERAMIC CHIP 22PF | 5% | 50V | D105 | 8-719-800-76 | DIODE 1SS226 |
| C1357 | 1-124-119-00 | ELECT 330MF | 20% | 16V | D107 | 8-719-800-76 | DIODE 1SS226 |
| C1358 | 1-124-477-11 | ELECT 47MF | 20% | 25V | D109 | 8-719-801-78 | DIODE 1SS184 |
| C1359 | 1-163-263-11 | CERAMIC CHIP 330PF | 5% | 50V | D110 | 8-719-404-46 | DIODE MA110 |
| C1360 | 1-164-161-11 | CERAMIC CHIP 0.0022MF | 10% | 50V | D112 | 8-719-404-46 | DIODE MA110 |
| C1363 | 1-163-235-11 | CERAMIC CHIP 22PF | 5% | 50V | D113 | 8-719-158-07 | DIODE RD4.7SB |
| C1365 | 1-163-227-11 | CERAMIC CHIP 10PF | 0.5PF | 50V | D200 | 8-719-977-46 | DIODE DTZ13C |
| C1366 | 1-124-477-11 | ELECT 47MF | 20% | 25V | D300 | 8-719-025-07 | DIODE 1SV232-TPH3 |
| C1367 | 1-124-477-11 | ELECT 47MF | 20% | 25V | D301 | 8-719-404-46 | DIODE MA110 |
| C1372 | 1-124-477-11 | ELECT 47MF | 20% | 25V | D302 | 8-719-158-07 | DIODE RD4.7SB |
| C1373 | 1-124-477-11 | ELECT 47MF | 20% | 25V | D305 | 8-719-800-76 | DIODE 1SS226 |
| C1374 | 1-124-477-11 | ELECT 47MF | 20% | 25V | D307 | 8-719-404-46 | DIODE MA110 |
| C1375 | 1-124-927-11 | ELECT 4.7MF | 20% | 50V | D309 | 8-719-404-46 | DIODE MA110 |
| C1400 | 1-163-031-11 | CERAMIC CHIP 0.01MF | | 50V | D311 | 8-719-045-70 | DIODE 1SV230TPH3 |
| C1401 | 1-136-173-00 | FILM 0.47MF | 5% | 50V | D312 | 8-719-404-46 | DIODE MA110 |
| C1402 | 1-163-031-11 | CERAMIC CHIP 0.01MF | | 50V | D313 | 8-719-801-78 | DIODE 1SS184 |
| C1403 | 1-136-173-00 | FILM 0.47MF | 5% | 50V | D315 | 8-719-404-46 | DIODE MA110 |
| C1404 | 1-164-299-11 | CERAMIC CHIP 0.22MF | 10% | 25V | D317 | 8-719-404-46 | DIODE MA110 |
| C1405 | 1-163-235-11 | CERAMIC CHIP 22PF | 5% | 50V | D320 | 8-719-404-46 | DIODE MA110 |
| C1406 | 1-163-090-00 | CERAMIC CHIP 7PF | 0.25PF | 50V | D322 | 8-719-404-46 | DIODE MA110 |
| C1407 | 1-163-085-00 | CERAMIC CHIP 2PF | 0.25PF | 50V | D323 | 8-719-404-46 | DIODE MA110 |
| C1408 | 1-163-113-00 | CERAMIC CHIP 68PF | 5% | 50V | D327 | 8-719-104-34 | DIODE 1S2836 |
| C1500 | 1-124-473-11 | ELECT 1000MF | 20% | 10V | D332 | 8-719-404-46 | DIODE MA110 |
| C1501 | 1-124-472-11 | ELECT 470MF | 20% | 10V | D338 | 8-719-404-46 | DIODE MA110 |
| C1502 | 1-101-821-00 | CERAMIC 0.0022MF | | 500V | D345 | 8-719-104-34 | DIODE 1S2836 |
| C1503 | 1-164-004-11 | CERAMIC CHIP 0.1MF | 10% | 25V | D346 | 8-719-104-34 | DIODE 1S2836 |
| C1504 | 1-124-907-11 | ELECT 10MF | 20% | 50V | D347 | 8-719-104-34 | DIODE 1S2836 |
| C1506 | 1-124-119-00 | ELECT 330MF | 20% | 16V | D360 | 8-719-104-34 | DIODE 1S2836 |
| C1507 | 1-163-141-00 | CERAMIC CHIP 0.001MF | 5% | 50V | D361 | 8-719-104-34 | DIODE 1S2836 |
| C1508 | 1-124-927-11 | ELECT 4.7MF | 20% | 50V | D381 | 8-719-404-46 | DIODE MA110 |
| C1510 | 1-124-927-11 | ELECT 4.7MF | 20% | 50V | D401 | 8-719-404-46 | DIODE MA110 |
| C1511 | 1-164-182-11 | CERAMIC CHIP 0.0033MF | 10% | 50V | | | |
| C1512 | 1-124-927-11 | ELECT 4.7MF | 20% | 50V | | | |
| C1513 | 1-163-133-00 | CERAMIC CHIP 470PF | 5% | 50V | | | |
| C1514 | 1-130-477-00 | MYLAR 0.0033MF | 5% | 50V | | | |
| C1515 | 1-124-907-11 | ELECT 10MF | 20% | 50V | | | |
| C1516 | 1-163-063-00 | CERAMIC CHIP 0.022MF | 10% | 50V | | | |

A (PVM-1350)

Les composants identifiés par une trame et une marque Δ sont critiques pour la sécurité. Ne les remplacer que par une pièce portant le numéro spécifié.

The components identified by shading and mark Δ are critical for safety. Replace only with part number specified.

| REF.NO. | PART NO. | DESCRIPTION | REMARK | REF.NO. | PART NO. | DESCRIPTION | REMARK |
|---------------|--------------|--------------------------------|--------|---------|--------------|-------------------------|--------|
| L314 | 1-412-011-31 | INDUCTOR CHIP 27UH | | Q322 | 8-729-120-28 | TRANSISTOR 2SC1623-L5L6 | |
| L316 | 1-412-011-31 | INDUCTOR CHIP 27UH | | Q325 | 8-729-120-28 | TRANSISTOR 2SC1623-L5L6 | |
| L320 | 1-410-478-11 | INDUCTOR 47UH | | Q326 | 8-729-120-28 | TRANSISTOR 2SC1623-L5L6 | |
| L401 | 1-410-478-11 | INDUCTOR 47UH | | Q327 | 8-729-216-22 | TRANSISTOR 2SA1162-G | |
| L402 | 1-410-216-31 | INDUCTOR CHIP 100UH | | Q329 | 8-729-141-53 | TRANSISTOR 2SK94-X2X3X4 | |
| L403 | 1-410-216-31 | INDUCTOR CHIP 100UH | | Q330 | 8-729-216-22 | TRANSISTOR 2SA1162-G | |
| L404 | 1-410-216-31 | INDUCTOR CHIP 100UH | | Q331 | 8-729-216-22 | TRANSISTOR 2SA1162-G | |
| L405 | 1-408-419-00 | INDUCTOR 68UH | | Q333 | 8-729-120-28 | TRANSISTOR 2SC1623-L5L6 | |
| L406 | 1-408-419-00 | INDUCTOR 68UH | | Q341 | 8-729-920-39 | TRANSISTOR 1MT1US | |
| L407 | 1-408-413-00 | INDUCTOR 22UH | | Q342 | 8-729-920-39 | TRANSISTOR 1MT1US | |
| L408 | 1-408-413-00 | INDUCTOR 22UH | | Q343 | 8-729-920-39 | TRANSISTOR 1MT1US | |
| L409 | 1-410-214-31 | INDUCTOR CHIP 68UH | | Q345 | 8-729-120-28 | TRANSISTOR 2SC1623-L5L6 | |
| L500 | 1-459-155-00 | COIL (WITH CORE) 45UH | | Q350 | 8-729-216-22 | TRANSISTOR 2SA1162-G | |
| L501 | 1-407-365-00 | COIL, CHOKE | | Q351 | 8-729-120-28 | TRANSISTOR 2SC1623-L5L6 | |
| L502 | 1-407-365-00 | COIL, CHOKE | | Q352 | 8-729-120-28 | TRANSISTOR 2SC1623-L5L6 | |
| L503 | 1-410-093-11 | INDUCTOR 33MMH | | Q353 | 8-729-120-28 | TRANSISTOR 2SC1623-L5L6 | |
| L504 | 1-410-666-31 | INDUCTOR 18UH | | Q354 | 8-729-120-28 | TRANSISTOR 2SC1623-L5L6 | |
| L505 | 1-410-671-31 | INDUCTOR 47UH | | Q360 | 8-729-907-26 | TRANSISTOR 1MX1 | |
| L507 | 1-410-686-11 | INDUCTOR 1MMH | | Q361 | 8-729-901-06 | TRANSISTOR DTA144EK | |
| L508 | 1-412-530-31 | INDUCTOR 27UH | | Q363 | 8-729-120-28 | TRANSISTOR 2SC1623-L5L6 | |
| L509 | 1-459-075-00 | COIL, DYNAMIC CONVERSION CHOKE | | Q364 | 8-729-901-01 | TRANSISTOR DTC144EK | |
| L511 | 1-459-106-00 | COIL, DUST CORE | | Q365 | 8-729-901-01 | TRANSISTOR DTC144EK | |
| L512 | 1-459-155-00 | COIL (WITH CORE) 45UH | | Q372 | 8-729-901-01 | TRANSISTOR DTC144EK | |
| L513 | 1-412-447-11 | INDUCTOR 3.9MMH | | Q401 | 8-729-120-28 | TRANSISTOR 2SC1623-L5L6 | |
| L514 | 1-459-104-00 | COIL, DUST CORE | | Q402 | 8-729-120-28 | TRANSISTOR 2SC1623-L5L6 | |
| L515 | 1-459-059-00 | COIL, DUST CORE | | Q403 | 8-729-901-01 | TRANSISTOR DTC144EK | |
| L516 Δ | 1-459-760-13 | COIL, HORIZONTAL LINEARITY | | Q404 | 8-729-216-22 | TRANSISTOR 2SA1162-G | |
| L517 | 1-412-547-21 | INDUCTOR 680UH | | Q405 | 8-729-216-22 | TRANSISTOR 2SA1162-G | |
| <NEON LAMP> | | | | Q406 | 8-729-120-28 | TRANSISTOR 2SC1623-L5L6 | |
| NL500 | 1-519-526-11 | LAMP, NEON | | Q407 | 8-729-120-28 | TRANSISTOR 2SC1623-L5L6 | |
| <TRANSISTOR> | | | | Q408 | 8-729-216-22 | TRANSISTOR 2SA1162-G | |
| Q101 | 8-729-901-01 | TRANSISTOR DTC144EK | | Q409 | 8-729-216-22 | TRANSISTOR 2SA1162-G | |
| Q107 | 8-729-901-06 | TRANSISTOR DTA144EK | | Q410 | 8-729-907-26 | TRANSISTOR 1MX1 | |
| Q108 | 8-729-120-28 | TRANSISTOR 2SC1623-L5L6 | | Q411 | 8-729-120-28 | TRANSISTOR 2SC1623-L5L6 | |
| Q109 | 8-729-120-28 | TRANSISTOR 2SC1623-L5L6 | | Q412 | 8-729-216-22 | TRANSISTOR 2SA1162-G | |
| Q110 | 8-729-120-28 | TRANSISTOR 2SC1623-L5L6 | | Q413 | 8-729-141-53 | TRANSISTOR 2SK94-X2X3X4 | |
| Q111 | 8-729-901-06 | TRANSISTOR DTA144EK | | Q414 | 8-729-216-22 | TRANSISTOR 2SA1162-G | |
| Q112 | 8-729-120-28 | TRANSISTOR 2SC1623-L5L6 | | Q415 | 8-729-216-22 | TRANSISTOR 2SA1162-G | |
| Q113 | 8-729-120-28 | TRANSISTOR 2SC1623-L5L6 | | Q416 | 8-729-216-22 | TRANSISTOR 2SA1162-G | |
| Q114 | 8-729-119-78 | TRANSISTOR 2SC2785-HFE | | Q417 | 8-729-216-22 | TRANSISTOR 2SA1162-G | |
| Q200 | 8-729-140-96 | TRANSISTOR 2SD774-34 | | Q418 | 8-729-120-28 | TRANSISTOR 2SC1623-L5L6 | |
| Q201 | 8-729-120-28 | TRANSISTOR 2SC1623-L5L6 | | Q419 | 8-729-216-22 | TRANSISTOR 2SA1162-G | |
| Q300 | 8-729-120-28 | TRANSISTOR 2SC1623-L5L6 | | Q420 | 8-729-216-22 | TRANSISTOR 2SA1162-G | |
| Q301 | 8-729-120-28 | TRANSISTOR 2SC1623-L5L6 | | Q421 | 8-729-901-01 | TRANSISTOR DTC144EK | |
| Q303 | 8-729-120-28 | TRANSISTOR 2SC1623-L5L6 | | Q422 | 8-729-120-28 | TRANSISTOR 2SC1623-L5L6 | |
| Q304 | 8-729-120-28 | TRANSISTOR 2SC1623-L5L6 | | Q423 | 8-729-120-28 | TRANSISTOR 2SC1623-L5L6 | |
| Q305 | 8-729-120-28 | TRANSISTOR 2SC1623-L5L6 | | Q424 | 8-729-901-01 | TRANSISTOR DTC144EK | |
| Q307 | 8-729-120-28 | TRANSISTOR 2SC1623-L5L6 | | Q425 | 8-729-901-01 | TRANSISTOR DTC144EK | |
| Q308 | 8-729-120-28 | TRANSISTOR 2SC1623-L5L6 | | Q426 | 8-729-901-01 | TRANSISTOR DTC144EK | |
| Q309 | 8-729-216-22 | TRANSISTOR 2SA1162-G | | Q428 | 8-729-216-22 | TRANSISTOR 2SA1162-G | |
| Q311 | 8-729-216-22 | TRANSISTOR 2SA1162-G | | Q429 | 8-729-216-22 | TRANSISTOR 2SA1162-G | |
| Q312 | 8-729-120-28 | TRANSISTOR 2SC1623-L5L6 | | Q430 | 8-729-120-28 | TRANSISTOR 2SC1623-L5L6 | |
| Q313 | 8-729-216-22 | TRANSISTOR 2SA1162-G | | Q431 | 8-729-120-28 | TRANSISTOR 2SC1623-L5L6 | |
| Q315 | 8-729-216-22 | TRANSISTOR 2SA1162-G | | Q432 | 8-729-120-28 | TRANSISTOR 2SC1623-L5L6 | |
| Q316 | 8-729-120-28 | TRANSISTOR 2SC1623-L5L6 | | Q433 | 8-729-901-01 | TRANSISTOR DTC144EK | |
| Q317 | 8-729-120-28 | TRANSISTOR 2SC1623-L5L6 | | Q434 | 8-729-120-28 | TRANSISTOR 2SC1623-L5L6 | |
| Q318 | 8-729-216-22 | TRANSISTOR 2SA1162-G | | Q435 | 8-729-901-01 | TRANSISTOR DTC144EK | |
| Q319 | 8-729-120-28 | TRANSISTOR 2SC1623-L5L6 | | Q436 | 8-729-901-01 | TRANSISTOR DTC144EK | |
| Q320 | 8-729-119-78 | TRANSISTOR 2SC2785-HFE | | Q437 | 8-729-901-01 | TRANSISTOR DTC144EK | |
| Q321 | 8-729-120-28 | TRANSISTOR 2SC1623-L5L6 | | Q438 | 8-729-120-28 | TRANSISTOR 2SC1623-L5L6 | |
| | | | | Q439 | 8-729-216-22 | TRANSISTOR 2SA1162-G | |
| | | | | Q440 | 8-729-120-28 | TRANSISTOR 2SC1623-L5L6 | |
| | | | | Q441 | 8-729-141-53 | TRANSISTOR 2SK94-X2X3X4 | |

A (PVM-1350)

| REF. NO. | PART NO. | DESCRIPTION | REMARK | REF. NO. | PART NO. | DESCRIPTION | REMARK |
|----------|--------------|-------------------------|--------|----------|--------------|----------------------|--------|
| Q442 | 8-729-120-28 | TRANSISTOR 2SC1623-L5L6 | | R139 | 1-216-295-00 | METAL GLAZE 0 5% | 1/10W |
| Q443 | 8-729-216-22 | TRANSISTOR 2SA1162-G | | R140 | 1-216-033-00 | METAL GLAZE 220 5% | 1/10W |
| Q444 | 8-729-120-28 | TRANSISTOR 2SC1623-L5L6 | | R141 | 1-216-085-00 | METAL GLAZE 33K 5% | 1/10W |
| Q445 | 8-729-901-01 | TRANSISTOR DTC144EK | | R142 | 1-216-295-00 | METAL GLAZE 0 5% | 1/10W |
| Q500 | 8-729-216-22 | TRANSISTOR 2SA1162-G | | R143 | 1-216-295-00 | METAL GLAZE 0 5% | 1/10W |
| Q501 | 8-729-800-35 | TRANSISTOR 2SD1397-CA | | R144 | 1-216-295-00 | METAL GLAZE 0 5% | 1/10W |
| Q502 | 8-729-119-80 | TRANSISTOR 2SC2688-LK | | R147 | 1-216-295-00 | METAL GLAZE 0 5% | 1/10W |
| Q503 | 8-729-313-42 | TRANSISTOR 2SD1134-C | | R149 | 1-216-065-00 | METAL GLAZE 4.7K 5% | 1/10W |
| Q504 | 8-729-120-28 | TRANSISTOR 2SC1623-L5L6 | | R150 | 1-216-295-00 | METAL GLAZE 0 5% | 1/10W |
| Q505 | 8-729-120-28 | TRANSISTOR 2SC1623-L5L6 | | R151 | 1-216-061-00 | METAL GLAZE 3.3K 5% | 1/10W |
| Q506 | 8-729-120-28 | TRANSISTOR 2SC1623-L5L6 | | R153 | 1-216-295-00 | METAL GLAZE 0 5% | 1/10W |
| Q507 | 8-729-120-28 | TRANSISTOR 2SC1623-L5L6 | | R154 | 1-216-065-00 | METAL GLAZE 4.7K 5% | 1/10W |
| Q508 | 8-729-216-22 | TRANSISTOR 2SA1162-G | | R155 | 1-249-434-11 | CARBON 27K 5% | 1/4W |
| Q511 | 8-729-120-28 | TRANSISTOR 2SC1623-L5L6 | | R157 | 1-216-065-00 | METAL GLAZE 4.7K 5% | 1/10W |
| Q512 | 8-729-195-82 | TRANSISTOR 2SC2958-L | | R159 | 1-216-063-00 | METAL GLAZE 3.9K 5% | 1/10W |
| Q513 | 8-729-122-03 | TRANSISTOR 2SA1220A-P | | R160 | 1-216-061-00 | METAL GLAZE 3.3K 5% | 1/10W |
| Q515 | 8-729-169-02 | TRANSISTOR 2SC2690A-Q | | R162 | 1-216-065-00 | METAL GLAZE 4.7K 5% | 1/10W |
| Q517 | 8-729-901-06 | TRANSISTOR DTA144EK | | R163 | 1-216-065-00 | METAL GLAZE 4.7K 5% | 1/10W |
| Q519 | 8-729-901-01 | TRANSISTOR DTC144EK | | R164 | 1-216-067-00 | METAL GLAZE 5.6K 5% | 1/10W |
| Q520 | 8-729-905-67 | TRANSISTOR 2SD1944-K | | R165 | 1-216-295-00 | METAL GLAZE 0 5% | 1/10W |
| Q522 | 8-729-120-28 | TRANSISTOR 2SC1623-L5L6 | | R167 | 1-216-061-00 | METAL GLAZE 3.3K 5% | 1/10W |
| Q523 | 8-729-120-28 | TRANSISTOR 2SC1623-L5L6 | | R170 | 1-216-295-00 | METAL GLAZE 0 5% | 1/10W |
| Q524 | 8-729-119-78 | TRANSISTOR 2SC2785-HFE | | R173 | 1-216-295-00 | METAL GLAZE 0 5% | 1/10W |
| Q525 | 8-729-119-76 | TRANSISTOR 2SA1175-HFE | | R175 | 1-216-295-00 | METAL GLAZE 0 5% | 1/10W |
| Q526 | 8-729-216-22 | TRANSISTOR 2SA1162-G | | R177 | 1-216-065-00 | METAL GLAZE 4.7K 5% | 1/10W |
| Q527 | 8-729-120-28 | TRANSISTOR 2SC1623-L5L6 | | R180 | 1-216-295-00 | METAL GLAZE 0 5% | 1/10W |
| | | <RESISTOR> | | R181 | 1-216-065-00 | METAL GLAZE 4.7K 5% | 1/10W |
| JR122 | 1-216-295-00 | METAL GLAZE 0 5% | 1/10W | R183 | 1-216-295-00 | METAL GLAZE 0 5% | 1/10W |
| JR123 | 1-216-295-00 | METAL GLAZE 0 5% | 1/10W | R185 | 1-216-073-00 | METAL GLAZE 10K 5% | 1/10W |
| JR302 | 1-216-295-00 | METAL GLAZE 0 5% | 1/10W | R187 | 1-216-061-00 | METAL GLAZE 3.3K 5% | 1/10W |
| JR306 | 1-216-295-00 | METAL GLAZE 0 5% | 1/10W | R188 | 1-216-295-00 | METAL GLAZE 0 5% | 1/10W |
| R101 | 1-216-025-00 | METAL GLAZE 100 5% | 1/10W | R189 | 1-216-073-00 | METAL GLAZE 10K 5% | 1/10W |
| R102 | 1-216-025-00 | METAL GLAZE 100 5% | 1/10W | R190 | 1-216-049-00 | METAL GLAZE 1K 5% | 1/10W |
| R103 | 1-216-025-00 | METAL GLAZE 100 5% | 1/10W | R192 | 1-216-073-00 | METAL GLAZE 10K 5% | 1/10W |
| R104 | 1-216-073-00 | METAL GLAZE 10K 5% | 1/10W | R193 | 1-216-295-00 | METAL GLAZE 0 5% | 1/10W |
| R105 | 1-216-059-00 | METAL GLAZE 2.7K 5% | 1/10W | R195 | 1-216-071-00 | METAL GLAZE 8.2K 5% | 1/10W |
| R106 | 1-216-065-00 | METAL GLAZE 4.7K 5% | 1/10W | R197 | 1-216-061-00 | METAL GLAZE 3.3K 5% | 1/10W |
| R108 | 1-216-065-00 | METAL GLAZE 4.7K 5% | 1/10W | R198 | 1-216-295-00 | METAL GLAZE 0 5% | 1/10W |
| R109 | 1-216-065-00 | METAL GLAZE 4.7K 5% | 1/10W | R199 | 1-216-295-00 | METAL GLAZE 0 5% | 1/10W |
| R110 | 1-216-073-00 | METAL GLAZE 10K 5% | 1/10W | R200 | 1-216-684-11 | METAL CHIP 24K 0.50% | 1/10W |
| R111 | 1-216-295-00 | METAL GLAZE 0 5% | 1/10W | R201 | 1-216-049-00 | METAL GLAZE 1K 5% | 1/10W |
| R112 | 1-216-295-00 | METAL GLAZE 0 5% | 1/10W | R202 | 1-212-857-00 | FUSIBLE 10 5% | 1/4W F |
| R113 | 1-216-085-00 | METAL GLAZE 33K 5% | 1/10W | R203 | 1-260-095-11 | CARBON 470 5% | 1/2W |
| R114 | 1-216-295-00 | METAL GLAZE 0 5% | 1/10W | R204 | 1-260-072-11 | CARBON 4.7 5% | 1/2W |
| R115 | 1-216-295-00 | METAL GLAZE 0 5% | 1/10W | R205 | 1-216-647-11 | METAL CHIP 680 0.50% | 1/10W |
| R116 | 1-218-761-11 | METAL CHIP 240K 0.50% | 1/10W | R206 | 1-216-073-00 | METAL GLAZE 10K 5% | 1/10W |
| R117 | 1-216-089-91 | METAL GLAZE 47K 5% | 1/10W | R207 | 1-216-065-00 | METAL GLAZE 4.7K 5% | 1/10W |
| R118 | 1-216-295-00 | METAL GLAZE 0 5% | 1/10W | R208 | 1-216-065-00 | METAL GLAZE 4.7K 5% | 1/10W |
| R119 | 1-216-689-11 | METAL GLAZE 39K 5% | 1/10W | R209 | 1-216-073-00 | METAL GLAZE 10K 5% | 1/10W |
| R120 | 1-216-295-00 | METAL GLAZE 0 5% | 1/10W | R210 | 1-216-061-00 | METAL GLAZE 3.3K 5% | 1/10W |
| R121 | 1-216-295-00 | METAL GLAZE 0 5% | 1/10W | R211 | 1-249-393-11 | CARBON 10 5% | 1/4W F |
| R123 | 1-216-295-00 | METAL GLAZE 0 5% | 1/10W | R237 | 1-216-089-91 | METAL GLAZE 47K 5% | 1/10W |
| R125 | 1-216-295-00 | METAL GLAZE 0 5% | 1/10W | R302 | 1-216-025-00 | METAL GLAZE 100 5% | 1/10W |
| R128 | 1-216-295-00 | METAL GLAZE 0 5% | 1/10W | R304 | 1-216-025-00 | METAL GLAZE 100 5% | 1/10W |
| R129 | 1-216-295-00 | METAL GLAZE 0 5% | 1/10W | R307 | 1-216-115-00 | METAL GLAZE 560K 5% | 1/10W |
| R130 | 1-216-101-00 | METAL GLAZE 150K 5% | 1/10W | R308 | 1-216-065-00 | METAL GLAZE 4.7K 5% | 1/10W |
| R131 | 1-216-295-00 | METAL GLAZE 0 5% | 1/10W | R312 | 1-216-073-00 | METAL GLAZE 10K 5% | 1/10W |
| R132 | 1-216-065-00 | METAL GLAZE 4.7K 5% | 1/10W | R313 | 1-216-649-11 | METAL CHIP 820 0.50% | 1/10W |
| R134 | 1-216-065-00 | METAL GLAZE 4.7K 5% | 1/10W | R314 | 1-216-099-00 | METAL GLAZE 120K 5% | 1/10W |
| R136 | 1-216-295-00 | METAL GLAZE 0 5% | 1/10W | R315 | 1-216-099-00 | METAL GLAZE 120K 5% | 1/10W |
| R137 | 1-216-065-00 | METAL GLAZE 4.7K 5% | 1/10W | R316 | 1-216-049-00 | METAL GLAZE 1K 5% | 1/10W |
| R138 | 1-216-295-00 | METAL GLAZE 0 5% | 1/10W | R317 | 1-216-057-00 | METAL GLAZE 2.2K 5% | 1/10W |
| | | | | R318 | 1-216-049-00 | METAL GLAZE 1K 5% | 1/10W |

A (PVM-1350)

| REF. NO. | PART NO. | DESCRIPTION | REMARK | REF. NO. | PART NO. | DESCRIPTION | REMARK |
|----------|--------------|-------------|------------------|----------|--------------|-------------|------------------|
| R320 | 1-216-057-00 | METAL GLAZE | 2.2K 5% 1/10W | R443 | 1-216-049-00 | METAL GLAZE | 1K 5% 1/10W |
| R321 | 1-216-051-00 | METAL GLAZE | 1.2K 5% 1/10W | R444 | 1-216-105-00 | METAL GLAZE | 220K 5% 1/10W |
| R322 | 1-216-035-00 | METAL GLAZE | 270 5% 1/10W | R445 | 1-216-095-00 | METAL GLAZE | 82K 5% 1/10W |
| R323 | 1-216-109-00 | METAL GLAZE | 330K 5% 1/10W | R447 | 1-216-069-00 | METAL GLAZE | 6.8K 5% 1/10W |
| R324 | 1-216-101-00 | METAL GLAZE | 150K 5% 1/10W | R448 | 1-216-049-00 | METAL GLAZE | 1K 5% 1/10W |
| R325 | 1-216-037-00 | METAL GLAZE | 330 5% 1/10W | R449 | 1-216-073-00 | METAL GLAZE | 10K 5% 1/10W |
| R326 | 1-216-033-00 | METAL GLAZE | 220 5% 1/10W | R450 | 1-216-121-00 | METAL GLAZE | 1M 5% 1/10W |
| R328 | 1-216-121-00 | METAL GLAZE | 1M 5% 1/10W | R451 | 1-216-037-00 | METAL GLAZE | 330 5% 1/10W |
| R329 | 1-216-055-00 | METAL GLAZE | 1.8K 5% 1/10W | R452 | 1-216-651-11 | METAL CHIP | 1K 0.50% 1/10W |
| R330 | 1-216-089-91 | METAL GLAZE | 47K 5% 1/10W | R453 | 1-216-097-00 | METAL GLAZE | 100K 5% 1/10W |
| R331 | 1-216-093-00 | METAL GLAZE | 68K 5% 1/10W | R455 | 1-216-085-00 | METAL GLAZE | 33K 5% 1/10W |
| R334 | 1-216-093-00 | METAL GLAZE | 68K 5% 1/10W | R456 | 1-216-053-00 | METAL GLAZE | 1.5K 5% 1/10W |
| R335 | 1-216-083-00 | METAL GLAZE | 27K 5% 1/10W | R457 | 1-216-025-00 | METAL GLAZE | 100 5% 1/10W |
| R336 | 1-216-065-00 | METAL GLAZE | 4.7K 5% 1/10W | R458 | 1-216-113-00 | METAL GLAZE | 470K 5% 1/10W |
| R342 | 1-216-065-00 | METAL GLAZE | 4.7K 5% 1/10W | R459 | 1-216-649-11 | METAL CHIP | 820 0.50% 1/10W |
| R345 | 1-216-063-00 | METAL GLAZE | 3.9K 5% 1/10W | R460 | 1-216-073-00 | METAL GLAZE | 10K 5% 1/10W |
| R346 | 1-216-057-00 | METAL GLAZE | 2.2K 5% 1/10W | R462 | 1-216-651-11 | METAL CHIP | 1K 0.50% 1/10W |
| R350 | 1-216-085-00 | METAL GLAZE | 33K 5% 1/10W | R463 | 1-216-065-00 | METAL GLAZE | 4.7K 5% 1/10W |
| R366 | 1-216-065-00 | METAL GLAZE | 4.7K 5% 1/10W | R464 | 1-216-065-00 | METAL GLAZE | 4.7K 5% 1/10W |
| R376 | 1-216-111-00 | METAL GLAZE | 390K 5% 1/10W | R465 | 1-216-025-00 | METAL GLAZE | 100 5% 1/10W |
| R378 | 1-216-111-00 | METAL GLAZE | 390K 5% 1/10W | R466 | 1-216-077-00 | METAL GLAZE | 15K 5% 1/10W |
| R382 | 1-216-107-00 | METAL GLAZE | 270K 5% 1/10W | R467 | 1-216-121-00 | METAL GLAZE | 1M 5% 1/10W |
| R387 | 1-216-029-00 | METAL GLAZE | 150 5% 1/10W | R468 | 1-216-105-00 | METAL GLAZE | 220K 5% 1/10W |
| R388 | 1-216-033-00 | METAL GLAZE | 220 5% 1/10W | R469 | 1-216-063-00 | METAL GLAZE | 3.9K 5% 1/10W |
| R393 | 1-216-073-00 | METAL GLAZE | 10K 5% 1/10W | R470 | 1-216-069-00 | METAL GLAZE | 6.8K 5% 1/10W |
| R394 | 1-216-083-00 | METAL GLAZE | 27K 5% 1/10W | R471 | 1-216-109-00 | METAL GLAZE | 330K 5% 1/10W |
| R397 | 1-216-113-00 | METAL GLAZE | 470K 5% 1/10W | R472 | 1-216-077-00 | METAL GLAZE | 15K 5% 1/10W |
| R398 | 1-216-105-00 | METAL GLAZE | 220K 5% 1/10W | R473 | 1-216-121-00 | METAL GLAZE | 1M 5% 1/10W |
| R399 | 1-216-111-00 | METAL GLAZE | 390K 5% 1/10W | R474 | 1-216-649-11 | METAL CHIP | 820 0.50% 1/10W |
| R401 | 1-216-053-00 | METAL GLAZE | 1.5K 5% 1/10W | R475 | 1-216-025-00 | METAL GLAZE | 100 5% 1/10W |
| R402 | 1-216-053-00 | METAL GLAZE | 1.5K 5% 1/10W | R476 | 1-216-061-00 | METAL GLAZE | 3.3K 5% 1/10W |
| R403 | 1-216-069-00 | METAL GLAZE | 6.8K 5% 1/10W | R477 | 1-216-061-00 | METAL GLAZE | 3.3K 5% 1/10W |
| R406 | 1-216-083-00 | METAL GLAZE | 27K 5% 1/10W | R478 | 1-216-073-00 | METAL GLAZE | 10K 5% 1/10W |
| R407 | 1-216-085-00 | METAL GLAZE | 33K 5% 1/10W | R479 | 1-216-085-00 | METAL GLAZE | 33K 5% 1/10W |
| R408 | 1-216-689-11 | METAL CHIP | 39K 0.50% 1/10W | R480 | 1-216-077-00 | METAL GLAZE | 15K 5% 1/10W |
| R410 | 1-216-069-00 | METAL GLAZE | 6.8K 5% 1/10W | R481 | 1-216-033-00 | METAL GLAZE | 220 5% 1/10W |
| R411 | 1-216-033-00 | METAL GLAZE | 220 5% 1/10W | R482 | 1-216-057-00 | METAL GLAZE | 2.2K 5% 1/10W |
| R412 | 1-216-089-91 | METAL GLAZE | 47K 5% 1/10W | R483 | 1-216-025-00 | METAL GLAZE | 100 5% 1/10W |
| R413 | 1-216-668-11 | METAL CHIP | 5.1K 0.50% 1/10W | R484 | 1-216-651-11 | METAL CHIP | 1K 0.50% 1/10W |
| R416 | 1-216-113-00 | METAL GLAZE | 470K 5% 1/10W | R485 | 1-216-033-00 | METAL GLAZE | 220 5% 1/10W |
| R417 | 1-216-665-11 | METAL CHIP | 3.9K 0.50% 1/10W | R486 | 1-216-681-11 | METAL CHIP | 18K 0.50% 1/10W |
| R418 | 1-216-667-11 | METAL CHIP | 4.7K 0.50% 1/10W | R487 | 1-216-653-11 | METAL CHIP | 1.2K 0.50% 1/10W |
| R419 | 1-216-065-00 | METAL GLAZE | 4.7K 5% 1/10W | R488 | 1-216-073-00 | METAL GLAZE | 10K 5% 1/10W |
| R420 | 1-216-689-11 | METAL GLAZE | 39K 5% 1/10W | R489 | 1-216-077-00 | METAL GLAZE | 15K 5% 1/10W |
| R422 | 1-216-073-00 | METAL GLAZE | 10K 5% 1/10W | R490 | 1-216-057-00 | METAL GLAZE | 2.2K 5% 1/10W |
| R423 | 1-216-073-00 | METAL GLAZE | 10K 5% 1/10W | R491 | 1-216-061-00 | METAL GLAZE | 3.3K 5% 1/10W |
| R424 | 1-216-033-00 | METAL GLAZE | 220 5% 1/10W | R492 | 1-216-085-00 | METAL GLAZE | 33K 5% 1/10W |
| R425 | 1-216-049-00 | METAL GLAZE | 1K 5% 1/10W | R493 | 1-216-295-00 | METAL GLAZE | 0 5% 1/10W |
| R426 | 1-216-039-00 | METAL GLAZE | 390 5% 1/10W | R494 | 1-216-085-00 | METAL GLAZE | 33K 5% 1/10W |
| R427 | 1-216-033-00 | METAL GLAZE | 220 5% 1/10W | R495 | 1-216-651-11 | METAL CHIP | 1K 0.50% 1/10W |
| R428 | 1-216-097-00 | METAL GLAZE | 100K 5% 1/10W | R496 | 1-216-073-00 | METAL GLAZE | 10K 5% 1/10W |
| R429 | 1-216-073-00 | METAL GLAZE | 10K 5% 1/10W | R497 | 1-216-653-11 | METAL CHIP | 1.2K 0.50% 1/10W |
| R430 | 1-216-119-00 | METAL GLAZE | 820K 5% 1/10W | R498 | 1-216-061-00 | METAL GLAZE | 3.3K 5% 1/10W |
| R431 | 1-216-097-00 | METAL GLAZE | 100K 5% 1/10W | R499 | 1-216-033-00 | METAL GLAZE | 220 5% 1/10W |
| R432 | 1-216-089-91 | METAL GLAZE | 47K 5% 1/10W | R500 | 1-216-689-11 | METAL GLAZE | 39K 5% 1/10W |
| R434 | 1-216-109-00 | METAL GLAZE | 330K 5% 1/10W | R502 | 1-216-677-11 | METAL CHIP | 12K 0.50% 1/10W |
| R435 | 1-216-105-00 | METAL GLAZE | 220K 5% 1/10W | R503 | 1-216-677-11 | METAL CHIP | 12K 0.50% 1/10W |
| R436 | 1-216-113-00 | METAL GLAZE | 470K 5% 1/10W | R504 | 1-216-111-00 | METAL GLAZE | 390K 5% 1/10W |
| R437 | 1-216-097-00 | METAL GLAZE | 100K 5% 1/10W | R505 | 1-216-067-00 | METAL GLAZE | 5.6K 5% 1/10W |
| R438 | 1-216-053-00 | METAL GLAZE | 1.5K 5% 1/10W | R506 | 1-216-073-00 | METAL GLAZE | 10K 5% 1/10W |
| R439 | 1-216-033-00 | METAL GLAZE | 220 5% 1/10W | R507 | 1-216-083-00 | METAL GLAZE | 27K 5% 1/10W |
| R440 | 1-216-049-00 | METAL GLAZE | 1K 5% 1/10W | R508 | 1-216-105-00 | METAL GLAZE | 220K 5% 1/10W |
| R441 | 1-216-645-11 | METAL CHIP | 560 0.50% 1/10W | R509 | 1-216-089-91 | METAL GLAZE | 47K 5% 1/10W |
| R442 | 1-216-647-11 | METAL CHIP | 680 0.50% 1/10W | | | | |

A (PVM-1350)

| REF. NO. | PART NO. | DESCRIPTION | REMARK | REF. NO. | PART NO. | DESCRIPTION | REMARK |
|----------|--------------|-------------|-----------------|----------|--------------|-------------|------------------|
| R510 | 1-216-097-00 | METAL GLAZE | 100K 5% 1/10W | R586 | 1-216-686-11 | METAL CHIP | 30K 0.50% 1/10W |
| R511 | 1-216-099-00 | METAL GLAZE | 120K 5% 1/10W | R587 | 1-216-675-11 | METAL CHIP | 10K 0.50% 1/10W |
| R512 | 1-216-055-00 | METAL GLAZE | 1.8K 5% 1/10W | R588 | 1-216-077-00 | METAL GLAZE | 15K 5% 1/10W |
| R513 | 1-216-295-00 | METAL GLAZE | 0 5% 1/10W | R589 | 1-216-067-00 | METAL GLAZE | 5.6K 5% 1/10W |
| R514 | 1-216-295-00 | METAL GLAZE | 0 5% 1/10W | R590 | 1-216-081-00 | METAL GLAZE | 22K 5% 1/10W |
| R515 | 1-216-675-11 | METAL CHIP | 10K 0.50% 1/10W | R591 | 1-216-683-11 | METAL CHIP | 22K 0.50% 1/10W |
| R516 | 1-216-697-11 | METAL CHIP | 82K 0.50% 1/10W | R592 | 1-247-688-11 | CARBON | 10 5% 1/4W F |
| R517 | 1-214-888-00 | METAL | 10K 1% 1/2W | R593 | 1-216-647-11 | METAL CHIP | 680 0.50% 1/10W |
| R518 | 1-260-123-11 | CARBON | 100K 5% 1/2W | R594 | 1-260-104-91 | CARBON | 2.7K 5% 1/2W |
| R519 | 1-216-017-00 | METAL GLAZE | 47 5% 1/10W | R595 | 1-216-689-11 | METAL GLAZE | 39K 5% 1/10W |
| R520 | 1-249-423-11 | CARBON | 3.3K 5% 1/4W F | R596 | 1-214-754-00 | METAL | 11K 1% 1/4W |
| R521 | 1-216-065-00 | METAL GLAZE | 4.7K 5% 1/10W | R597 | 1-249-417-11 | CARBON | 1K 5% 1/4W F |
| R522 | 1-260-111-11 | CARBON | 10K 5% 1/2W | R598 | 1-216-085-00 | METAL GLAZE | 33K 5% 1/10W |
| R523 | 1-215-892-11 | METAL OXIDE | 1K 5% 2W F | R599 | 1-216-645-11 | METAL CHIP | 560 0.50% 1/10W |
| R524 | 1-216-093-00 | METAL GLAZE | 68K 5% 1/10W | R1102 | 1-216-295-00 | METAL GLAZE | 0 5% 1/10W |
| R525 | 1-216-069-00 | METAL GLAZE | 6.8K 5% 1/10W | R1103 | 1-216-077-00 | METAL GLAZE | 15K 5% 1/10W |
| R528 | 1-216-089-91 | METAL GLAZE | 47K 5% 1/10W | R1104 | 1-216-699-11 | METAL CHIP | 100K 0.50% 1/10W |
| R529 | 1-216-089-91 | METAL GLAZE | 47K 5% 1/10W | R1105 | 1-216-073-00 | METAL GLAZE | 10K 5% 1/10W |
| R530 | 1-216-367-11 | METAL OXIDE | 0.68 5% 2W F | R1106 | 1-216-097-00 | METAL GLAZE | 100K 5% 1/10W |
| R531 | 1-216-077-00 | METAL GLAZE | 15K 5% 1/10W | R1107 | 1-216-059-00 | METAL GLAZE | 2.7K 5% 1/10W |
| R532 | 1-215-919-71 | METAL OXIDE | 2.2K 5% 3W F | R1108 | 1-216-681-11 | METAL CHIP | 18K 0.50% 1/10W |
| R533 | 1-247-723-11 | CARBON | 6.8K 5% 1/4W F | R1109 | 1-216-295-00 | METAL GLAZE | 0 5% 1/10W |
| R534 | 1-216-085-00 | METAL GLAZE | 33K 5% 1/10W | R1110 | 1-216-295-00 | METAL GLAZE | 0 5% 1/10W |
| R535 | 1-249-448-11 | CARBON | 1.2 5% 1/4W F | R1113 | 1-216-081-00 | METAL GLAZE | 22K 5% 1/10W |
| R538 | 1-216-077-00 | METAL GLAZE | 15K 5% 1/10W | R1118 | 1-216-113-00 | METAL GLAZE | 470K 5% 1/10W |
| R539 | 1-216-065-00 | METAL GLAZE | 4.7K 5% 1/10W | R1123 | 1-216-071-00 | METAL GLAZE | 8.2K 5% 1/10W |
| R540 | 1-216-113-00 | METAL GLAZE | 470K 5% 1/10W | R1124 | 1-216-113-00 | METAL GLAZE | 470K 5% 1/10W |
| R541 | 1-249-383-11 | CARBON | 1.5 5% 1/4W F | R1125 | 1-216-049-00 | METAL GLAZE | 1K 5% 1/10W |
| R542 | 1-216-057-00 | METAL GLAZE | 2.2K 5% 1/10W | R1128 | 1-216-065-00 | METAL GLAZE | 4.7K 5% 1/10W |
| R543 | 1-212-883-00 | FUSIBLE | 120 5% 1/4W F | R1129 | 1-216-071-00 | METAL GLAZE | 8.2K 5% 1/10W |
| R544 | 1-216-095-00 | METAL GLAZE | 82K 5% 1/10W | R1131 | 1-216-049-00 | METAL GLAZE | 1K 5% 1/10W |
| R545 | 1-216-073-00 | METAL GLAZE | 10K 5% 1/10W | R1132 | 1-216-071-00 | METAL GLAZE | 8.2K 5% 1/10W |
| R546 | 1-249-425-11 | CARBON | 4.7K 5% 1/4W F | R1134 | 1-216-073-00 | METAL GLAZE | 10K 5% 1/10W |
| R548 | 1-216-057-00 | METAL GLAZE | 2.2K 5% 1/10W | R1135 | 1-216-295-00 | METAL GLAZE | 0 5% 1/10W |
| R549 | 1-216-677-11 | METAL CHIP | 12K 0.50% 1/10W | R1136 | 1-216-097-00 | METAL GLAZE | 100K 5% 1/10W |
| R550 | 1-216-053-00 | METAL GLAZE | 1.5K 5% 1/10W | R1139 | 1-216-055-00 | METAL GLAZE | 1.8K 5% 1/10W |
| R551 | 1-216-077-00 | METAL GLAZE | 15K 5% 1/10W | R1140 | 1-216-653-11 | METAL CHIP | 1.2K 0.50% 1/10W |
| R552 | 1-216-033-00 | METAL GLAZE | 220 5% 1/10W | R1141 | 1-216-083-00 | METAL GLAZE | 27K 5% 1/10W |
| R553 | 1-216-083-00 | METAL GLAZE | 27K 5% 1/10W | R1142 | 1-216-653-11 | METAL CHIP | 1.2K 0.50% 1/10W |
| R554 | 1-216-095-00 | METAL GLAZE | 82K 5% 1/10W | R1143 | 1-216-653-11 | METAL CHIP | 1.2K 0.50% 1/10W |
| R555 | 1-216-692-11 | METAL CHIP | 51K 0.50% 1/10W | R1144 | 1-216-073-00 | METAL GLAZE | 10K 5% 1/10W |
| R556 | 1-216-464-11 | METAL OXIDE | 18K 5% 2W F | R1145 | 1-216-067-00 | METAL GLAZE | 5.6K 5% 1/10W |
| R557 | 1-216-081-00 | METAL GLAZE | 22K 5% 1/10W | R1146 | 1-216-057-00 | METAL GLAZE | 2.2K 5% 1/10W |
| R558 | 1-247-711-11 | CARBON | 680 5% 1/4W F | R1147 | 1-216-057-00 | METAL GLAZE | 2.2K 5% 1/10W |
| R559 | 1-216-109-00 | METAL GLAZE | 330K 5% 1/10W | R1148 | 1-216-065-00 | METAL GLAZE | 4.7K 5% 1/10W |
| R560 | 1-216-091-00 | METAL GLAZE | 56K 5% 1/10W | R1150 | 1-216-037-00 | METAL GLAZE | 330 5% 1/10W |
| R561 | 1-216-049-00 | METAL GLAZE | 1K 5% 1/10W | R1151 | 1-216-081-00 | METAL GLAZE | 22K 5% 1/10W |
| R563 | 1-216-017-00 | METAL GLAZE | 47 5% 1/10W | R1155 | 1-216-133-00 | METAL GLAZE | 3.3M 5% 1/10W |
| R564 | 1-216-107-00 | METAL GLAZE | 270K 5% 1/10W | R1163 | 1-216-033-00 | METAL GLAZE | 220 5% 1/10W |
| R565 | 1-216-033-00 | METAL GLAZE | 220 5% 1/10W | R1164 | 1-216-049-00 | METAL GLAZE | 1K 5% 1/10W |
| R567 | 1-216-081-00 | METAL GLAZE | 22K 5% 1/10W | R1165 | 1-216-049-00 | METAL GLAZE | 1K 5% 1/10W |
| R568 | 1-216-073-00 | METAL GLAZE | 10K 5% 1/10W | R1166 | 1-216-295-00 | METAL GLAZE | 0 5% 1/10W |
| R569 | 1-260-114-11 | CARBON | 18K 5% 1/2W | R1171 | 1-216-085-00 | METAL GLAZE | 33K 5% 1/10W |
| R571 | 1-216-065-00 | METAL GLAZE | 4.7K 5% 1/10W | R1172 | 1-216-085-00 | METAL GLAZE | 33K 5% 1/10W |
| R572 | 1-216-059-00 | METAL GLAZE | 2.7K 5% 1/10W | R1176 | 1-216-295-00 | METAL GLAZE | 0 5% 1/10W |
| R573 | 1-216-071-00 | METAL GLAZE | 8.2K 5% 1/10W | R1177 | 1-216-071-00 | METAL GLAZE | 8.2K 5% 1/10W |
| R574 | 1-216-689-11 | METAL GLAZE | 39K 5% 1/10W | R1178 | 1-216-295-00 | METAL GLAZE | 0 5% 1/10W |
| R576 | 1-216-101-00 | METAL GLAZE | 150K 5% 1/10W | R1179 | 1-216-041-00 | METAL GLAZE | 470 5% 1/10W |
| R578 | 1-216-693-11 | METAL CHIP | 56K 0.50% 1/10W | R1180 | 1-216-089-91 | METAL GLAZE | 47K 5% 1/10W |
| R580 | 1-216-105-00 | METAL GLAZE | 220K 5% 1/10W | R1181 | 1-216-295-00 | METAL GLAZE | 0 5% 1/10W |
| R582 | 1-216-085-00 | METAL GLAZE | 33K 5% 1/10W | R1182 | 1-216-131-11 | METAL GLAZE | 2.7M 5% 1/10W |
| R583 | 1-216-039-00 | METAL GLAZE | 390 5% 1/10W | R1183 | 1-216-071-00 | METAL GLAZE | 8.2K 5% 1/10W |
| R584 | 1-216-071-00 | METAL GLAZE | 8.2K 5% 1/10W | R1184 | 1-216-131-11 | METAL GLAZE | 2.7M 5% 1/10W |
| R585 | 1-216-033-00 | METAL GLAZE | 220 5% 1/10W | | | | |

A (PVM-1350)

| REF. NO. | PART NO. | DESCRIPTION | REMARK | REF. NO. | PART NO. | DESCRIPTION | REMARK |
|----------|--------------|-------------|------------------|----------|--------------|-------------|------------------|
| R1185 | 1-216-071-00 | METAL GLAZE | 8.2K 5% 1/10W | R1363 | 1-216-113-00 | METAL GLAZE | 470K 5% 1/10W |
| R1186 | 1-216-131-11 | METAL GLAZE | 2.7M 5% 1/10W | R1365 | 1-216-131-11 | METAL GLAZE | 2.7M 5% 1/10W |
| R1187 | 1-216-071-00 | METAL GLAZE | 8.2K 5% 1/10W | R1366 | 1-216-081-00 | METAL GLAZE | 22K 5% 1/10W |
| R1188 | 1-216-131-11 | METAL GLAZE | 2.7M 5% 1/10W | R1367 | 1-216-057-00 | METAL GLAZE | 2.2K 5% 1/10W |
| R1189 | 1-216-071-00 | METAL GLAZE | 8.2K 5% 1/10W | R1368 | 1-216-059-00 | METAL GLAZE | 2.7K 5% 1/10W |
| R1190 | 1-216-131-11 | METAL GLAZE | 2.7M 5% 1/10W | R1369 | 1-216-051-00 | METAL GLAZE | 1.2K 5% 1/10W |
| R1191 | 1-216-071-00 | METAL GLAZE | 8.2K 5% 1/10W | R1370 | 1-216-105-00 | METAL GLAZE | 220K 5% 1/10W |
| R1192 | 1-216-131-11 | METAL GLAZE | 2.7M 5% 1/10W | R1371 | 1-216-113-00 | METAL GLAZE | 470K 5% 1/10W |
| R1193 | 1-216-025-00 | METAL GLAZE | 100 5% 1/10W | R1372 | 1-249-437-11 | CARBON | 47K 5% 1/4W |
| R1194 | 1-216-085-00 | METAL GLAZE | 33K 5% 1/10W | R1373 | 1-216-063-00 | METAL GLAZE | 3.9K 5% 1/10W |
| R1195 | 1-216-025-00 | METAL GLAZE | 100 5% 1/10W | R1374 | 1-216-101-00 | METAL GLAZE | 150K 5% 1/10W |
| R1196 | 1-216-085-00 | METAL GLAZE | 33K 5% 1/10W | R1375 | 1-216-645-11 | METAL CHIP | 560 0.50% 1/10W |
| R1197 | 1-216-025-00 | METAL GLAZE | 100 5% 1/10W | R1376 | 1-216-647-11 | METAL CHIP | 680 0.50% 1/10W |
| R1198 | 1-216-085-00 | METAL GLAZE | 33K 5% 1/10W | R1377 | 1-216-055-00 | METAL GLAZE | 1.8K 5% 1/10W |
| R1304 | 1-216-689-11 | METAL GLAZE | 39K 5% 1/10W | R1378 | 1-216-065-00 | METAL GLAZE | 4.7K 5% 1/10W |
| R1305 | 1-216-033-00 | METAL GLAZE | 220 5% 1/10W | R1379 | 1-216-037-00 | METAL GLAZE | 330 5% 1/10W |
| R1306 | 1-216-645-11 | METAL CHIP | 560 0.50% 1/10W | R1380 | 1-216-645-11 | METAL CHIP | 560 0.50% 1/10W |
| R1307 | 1-216-091-00 | METAL GLAZE | 56K 5% 1/10W | R1381 | 1-216-647-11 | METAL CHIP | 680 0.50% 1/10W |
| R1308 | 1-216-645-11 | METAL CHIP | 560 0.50% 1/10W | R1383 | 1-216-681-11 | METAL CHIP | 18K 0.50% 1/10W |
| R1309 | 1-216-025-00 | METAL GLAZE | 100 5% 1/10W | R1384 | 1-216-091-00 | METAL GLAZE | 56K 5% 1/10W |
| R1310 | 1-216-025-00 | METAL GLAZE | 100 5% 1/10W | R1385 | 1-216-073-00 | METAL GLAZE | 10K 5% 1/10W |
| R1311 | 1-216-089-91 | METAL GLAZE | 47K 5% 1/10W | R1386 | 1-216-077-00 | METAL GLAZE | 15K 5% 1/10W |
| R1312 | 1-216-027-00 | METAL GLAZE | 120 5% 1/10W | R1387 | 1-216-653-11 | METAL CHIP | 1.2K 0.50% 1/10W |
| R1313 | 1-216-097-00 | METAL GLAZE | 100K 5% 1/10W | R1388 | 1-216-689-11 | METAL CHIP | 39K 0.50% 1/10W |
| R1314 | 1-216-081-00 | METAL GLAZE | 22K 5% 1/10W | R1389 | 1-216-657-11 | METAL CHIP | 1.8K 0.50% 1/10W |
| R1316 | 1-216-065-00 | METAL GLAZE | 4.7K 5% 1/10W | R1390 | 1-216-647-11 | METAL CHIP | 680 0.50% 1/10W |
| R1317 | 1-216-041-00 | METAL GLAZE | 470 5% 1/10W | R1391 | 1-216-025-00 | METAL GLAZE | 100 5% 1/10W |
| R1318 | 1-216-061-00 | METAL GLAZE | 3.3K 5% 1/10W | R1392 | 1-216-041-00 | METAL GLAZE | 470 5% 1/10W |
| R1319 | 1-216-085-00 | METAL GLAZE | 33K 5% 1/10W | R1393 | 1-216-063-00 | METAL GLAZE | 3.9K 5% 1/10W |
| R1320 | 1-216-065-00 | METAL GLAZE | 4.7K 5% 1/10W | R1394 | 1-216-041-00 | METAL GLAZE | 470 5% 1/10W |
| R1323 | 1-216-097-00 | METAL GLAZE | 100K 5% 1/10W | R1395 | 1-216-071-00 | METAL GLAZE | 8.2K 5% 1/10W |
| R1328 | 1-216-125-00 | METAL GLAZE | 1.5M 5% 1/10W | R1396 | 1-216-071-00 | METAL GLAZE | 8.2K 5% 1/10W |
| R1329 | 1-216-103-91 | METAL GLAZE | 180K 5% 1/10W | R1397 | 1-216-065-00 | METAL GLAZE | 4.7K 5% 1/10W |
| R1330 | 1-216-081-00 | METAL GLAZE | 22K 5% 1/10W | R1398 | 1-216-295-00 | METAL GLAZE | 0 5% 1/10W |
| R1331 | 1-216-679-11 | METAL CHIP | 15K 0.50% 1/10W | R1399 | 1-216-073-00 | METAL GLAZE | 10K 5% 1/10W |
| R1332 | 1-216-671-11 | METAL CHIP | 6.8K 0.50% 1/10W | R1401 | 1-216-085-00 | METAL GLAZE | 33K 5% 1/10W |
| R1333 | 1-216-049-00 | METAL GLAZE | 1K 5% 1/10W | R1402 | 1-216-295-00 | METAL GLAZE | 0 5% 1/10W |
| R1334 | 1-216-063-00 | METAL GLAZE | 3.9K 5% 1/10W | R1403 | 1-216-651-11 | METAL CHIP | 1K 0.50% 1/10W |
| R1335 | 1-249-401-11 | CARBON | 47 5% 1/4W F | R1404 | 1-216-681-11 | METAL CHIP | 18K 0.50% 1/10W |
| R1336 | 1-216-095-00 | METAL GLAZE | 82K 5% 1/10W | R1405 | 1-216-071-00 | METAL GLAZE | 8.2K 5% 1/10W |
| R1337 | 1-216-061-00 | METAL GLAZE | 3.3K 5% 1/10W | R1406 | 1-216-653-11 | METAL CHIP | 1.2K 0.50% 1/10W |
| R1338 | 1-216-647-11 | METAL CHIP | 680 0.50% 1/10W | R1407 | 1-216-061-00 | METAL GLAZE | 3.3K 5% 1/10W |
| R1339 | 1-216-033-00 | METAL GLAZE | 220 5% 1/10W | R1408 | 1-216-113-00 | METAL GLAZE | 470K 5% 1/10W |
| R1340 | 1-216-033-00 | METAL GLAZE | 220 5% 1/10W | R1409 | 1-216-295-00 | METAL GLAZE | 0 5% 1/10W |
| R1341 | 1-216-033-00 | METAL GLAZE | 220 5% 1/10W | R1410 | 1-216-053-00 | METAL GLAZE | 1.5K 5% 1/10W |
| R1342 | 1-216-083-00 | METAL GLAZE | 27K 5% 1/10W | R1413 | 1-216-081-00 | METAL GLAZE | 22K 5% 1/10W |
| R1343 | 1-216-037-00 | METAL GLAZE | 330 5% 1/10W | R1414 | 1-216-057-00 | METAL GLAZE | 2.2K 5% 1/10W |
| R1344 | 1-216-093-00 | METAL GLAZE | 68K 5% 1/10W | R1415 | 1-216-093-00 | METAL GLAZE | 68K 5% 1/10W |
| R1345 | 1-216-109-00 | METAL GLAZE | 330K 5% 1/10W | R1416 | 1-216-113-00 | METAL GLAZE | 470K 5% 1/10W |
| R1346 | 1-216-097-00 | METAL GLAZE | 100K 5% 1/10W | R1417 | 1-216-033-00 | METAL GLAZE | 220 5% 1/10W |
| R1347 | 1-216-073-00 | METAL GLAZE | 10K 5% 1/10W | R1418 | 1-216-033-00 | METAL GLAZE | 220 5% 1/10W |
| R1348 | 1-216-071-00 | METAL GLAZE | 8.2K 5% 1/10W | R1419 | 1-216-025-00 | METAL GLAZE | 100 5% 1/10W |
| R1349 | 1-216-035-00 | METAL GLAZE | 270 5% 1/10W | R1420 | 1-216-089-91 | METAL GLAZE | 47K 5% 1/10W |
| R1350 | 1-216-073-00 | METAL GLAZE | 10K 5% 1/10W | R1421 | 1-216-649-11 | METAL CHIP | 820 0.50% 1/10W |
| R1351 | 1-216-033-00 | METAL GLAZE | 220 5% 1/10W | R1422 | 1-216-085-00 | METAL GLAZE | 33K 5% 1/10W |
| R1352 | 1-216-065-00 | METAL GLAZE | 4.7K 5% 1/10W | R1423 | 1-216-057-00 | METAL GLAZE | 2.2K 5% 1/10W |
| R1353 | 1-216-065-00 | METAL GLAZE | 4.7K 5% 1/10W | R1424 | 1-216-081-00 | METAL GLAZE | 22K 5% 1/10W |
| R1354 | 1-216-089-91 | METAL GLAZE | 47K 5% 1/10W | R1425 | 1-216-013-00 | METAL GLAZE | 33 5% 1/10W |
| R1355 | 1-216-033-00 | METAL GLAZE | 220 5% 1/10W | R1426 | 1-216-113-00 | METAL GLAZE | 470K 5% 1/10W |
| R1356 | 1-216-105-00 | METAL GLAZE | 220K 5% 1/10W | R1427 | 1-216-681-11 | METAL CHIP | 18K 0.50% 1/10W |
| R1357 | 1-216-101-00 | METAL GLAZE | 150K 5% 1/10W | R1428 | 1-216-061-00 | METAL GLAZE | 3.3K 5% 1/10W |
| R1359 | 1-216-099-00 | METAL GLAZE | 120K 5% 1/10W | R1429 | 1-216-668-11 | METAL CHIP | 5.1K 0.50% 1/10W |
| R1360 | 1-216-065-00 | METAL GLAZE | 4.7K 5% 1/10W | R1430 | 1-216-073-00 | METAL GLAZE | 10K 5% 1/10W |
| R1361 | 1-216-113-00 | METAL GLAZE | 470K 5% 1/10W | | | | |

The components identified by shading and mark Δ are critical for safety. Replace only with part number specified.

Les composants identifiés par une trame et une marque Δ sont critiques pour la sécurité. Ne les remplacer que par une pièce portant le numéro spécifié.

A (PVM-1350)

| REF. NO. | PART NO. | DESCRIPTION | REMARK | REF. NO. | PART NO. | DESCRIPTION | REMARK |
|----------|--------------|-------------|-----------------|----------------|--------------|-------------|------------------|
| R1431 | 1-216-129-00 | METAL GLAZE | 2.2M 5% 1/10W | R1498 | 1-216-057-00 | METAL GLAZE | 2.2K 5% 1/10W |
| R1432 | 1-216-089-91 | METAL GLAZE | 47K 5% 1/10W | R1499 | 1-216-057-00 | METAL GLAZE | 2.2K 5% 1/10W |
| R1434 | 1-216-295-00 | METAL GLAZE | 0 5% 1/10W | R1500 | 1-216-647-11 | METAL CHIP | 680 0.50% 1/10W |
| R1436 | 1-216-073-00 | METAL GLAZE | 10K 5% 1/10W | R1501 | 1-216-071-00 | METAL GLAZE | 8.2K 5% 1/10W |
| R1437 | 1-216-069-00 | METAL GLAZE | 6.8K 5% 1/10W | R1502 | 1-260-105-11 | CARBON | 3.3K 5% 1/2W |
| R1438 | 1-216-073-00 | METAL GLAZE | 10K 5% 1/10W | R1503 | 1-216-063-00 | METAL GLAZE | 3.9K 5% 1/10W |
| R1439 | 1-216-059-00 | METAL GLAZE | 2.7K 5% 1/10W | R1504 | 1-216-686-11 | METAL CHIP | 30K 0.50% 1/10W |
| R1440 | 1-216-041-00 | METAL GLAZE | 470 5% 1/10W | R1505 | 1-247-688-11 | CARBON | 10 5% 1/4W F |
| R1441 | 1-216-033-00 | METAL GLAZE | 220 5% 1/10W | R1506 | 1-216-037-00 | METAL GLAZE | 330 5% 1/10W |
| R1442 | 1-216-073-00 | METAL GLAZE | 10K 5% 1/10W | R1507 | 1-216-065-00 | METAL GLAZE | 4.7K 5% 1/10W |
| R1443 | 1-216-013-00 | METAL GLAZE | 33 5% 1/10W | R1508 | 1-216-689-11 | METAL GLAZE | 39K 5% 1/10W |
| R1444 | 1-216-057-00 | METAL GLAZE | 2.2K 5% 1/10W | R1510 | 1-216-077-00 | METAL GLAZE | 15K 5% 1/10W |
| R1445 | 1-216-071-00 | METAL GLAZE | 8.2K 5% 1/10W | R1511 | 1-216-360-11 | METAL OXIDE | 8.2 5% 1W F |
| R1446 | 1-216-071-00 | METAL GLAZE | 8.2K 5% 1/10W | R1512 | 1-216-647-11 | METAL CHIP | 680 0.50% 1/10W |
| R1447 | 1-216-081-00 | METAL GLAZE | 22K 5% 1/10W | R1513 | 1-247-752-11 | CARBON | 1K 5% 1/2W F |
| R1448 | 1-216-085-00 | METAL GLAZE | 33K 5% 1/10W | R1514 | 1-247-711-11 | CARBON | 680 5% 1/4W F |
| R1449 | 1-216-057-00 | METAL GLAZE | 2.2K 5% 1/10W | R1515 | 1-216-350-11 | METAL OXIDE | 1.2 5% 1W F |
| R1450 | 1-216-129-00 | METAL GLAZE | 2.2M 5% 1/10W | R1518 | 1-215-867-00 | METAL OXIDE | 470 5% 1W F |
| R1451 | 1-216-093-00 | METAL GLAZE | 68K 5% 1/10W | R1519 | 1-216-355-11 | METAL OXIDE | 3.3 5% 1W F |
| R1452 | 1-216-085-00 | METAL GLAZE | 33K 5% 1/10W | R1520 | 1-216-007-00 | METAL GLAZE | 18 5% 1/10W |
| R1453 | 1-216-013-00 | METAL GLAZE | 33 5% 1/10W | R1521 | 1-216-029-00 | METAL GLAZE | 150 5% 1/10W |
| R1454 | 1-216-065-00 | METAL GLAZE | 4.7K 5% 1/10W | R1522 | 1-249-400-11 | CARBON | 39 5% 1/4W F |
| R1455 | 1-216-113-00 | METAL GLAZE | 470K 5% 1/10W | R1523 | 1-216-350-11 | METAL OXIDE | 1.2 5% 1W F |
| R1456 | 1-216-129-00 | METAL GLAZE | 2.2M 5% 1/10W | R1524 | 1-216-427-00 | METAL OXIDE | 120 5% 1W F |
| R1457 | 1-216-089-91 | METAL GLAZE | 47K 5% 1/10W | R1525 | 1-216-083-00 | METAL GLAZE | 27K 5% 1/10W |
| R1458 | 1-216-085-00 | METAL GLAZE | 33K 5% 1/10W | R1526 | 1-216-089-91 | METAL GLAZE | 47K 5% 1/10W |
| R1459 | 1-216-133-00 | METAL GLAZE | 3.3M 5% 1/10W | R1527 | 1-249-413-11 | CARBON | 470 5% 1/4W F |
| R1460 | 1-216-097-00 | METAL GLAZE | 100K 5% 1/10W | R1528 | 1-215-869-11 | METAL OXIDE | 1K 5% 1W F |
| R1461 | 1-216-645-11 | METAL CHIP | 560 0.50% 1/10W | R1529 | 1-202-829-11 | SOLID | 8.2K 20% 1/2W |
| R1462 | 1-216-645-11 | METAL CHIP | 560 0.50% 1/10W | R1530 | 1-216-115-00 | METAL GLAZE | 560K 5% 1/10W |
| R1463 | 1-216-645-11 | METAL CHIP | 560 0.50% 1/10W | R1531 | 1-247-697-11 | CARBON | 56 5% 1/4W F |
| R1464 | 1-216-057-00 | METAL GLAZE | 2.2K 5% 1/10W | R1532 | 1-216-059-00 | METAL GLAZE | 2.7K 5% 1/10W |
| R1465 | 1-216-097-00 | METAL GLAZE | 100K 5% 1/10W | R1533 | 1-249-414-11 | CARBON | 560 5% 1/4W F |
| R1466 | 1-216-055-00 | METAL GLAZE | 1.8K 5% 1/10W | R1535 Δ | | | |
| R1467 | 1-216-073-00 | METAL GLAZE | 10K 5% 1/10W | R1536 Δ | | | |
| R1468 | 1-249-438-11 | CARBON | 56K 5% 1/4W | R1537 | 1-249-389-11 | CARBON | 4.7 5% 1/4W F |
| R1469 | 1-216-057-00 | METAL GLAZE | 2.2K 5% 1/10W | R1538 | 1-216-073-00 | METAL GLAZE | 10K 5% 1/10W |
| R1470 | 1-216-057-00 | METAL GLAZE | 2.2K 5% 1/10W | R1539 | 1-216-689-11 | METAL GLAZE | 39K 5% 1/10W |
| R1471 | 1-216-049-00 | METAL GLAZE | 1K 5% 1/10W | R1540 | 1-216-105-00 | METAL GLAZE | 220K 5% 1/10W |
| R1472 | 1-216-085-00 | METAL GLAZE | 33K 5% 1/10W | R1541 | 1-216-081-00 | METAL GLAZE | 22K 5% 1/10W |
| R1473 | 1-216-081-00 | METAL GLAZE | 22K 5% 1/10W | R1542 | 1-216-111-00 | METAL GLAZE | 390K 5% 1/10W |
| R1474 | 1-216-687-11 | METAL CHIP | 33K 0.50% 1/10W | R1543 | 1-216-027-00 | METAL GLAZE | 120 5% 1/10W |
| R1475 | 1-216-677-11 | METAL CHIP | 12K 0.50% 1/10W | R1544 | 1-216-117-00 | METAL GLAZE | 680K 5% 1/10W |
| R1476 | 1-216-063-00 | METAL GLAZE | 3.9K 5% 1/10W | R1545 | 1-216-101-00 | METAL GLAZE | 150K 5% 1/10W |
| R1477 | 1-216-057-00 | METAL GLAZE | 2.2K 5% 1/10W | R1547 | 1-216-393-00 | METAL OXIDE | 2.2 5% 3W F |
| R1478 | 1-216-061-00 | METAL GLAZE | 3.3K 5% 1/10W | R1549 | 1-260-094-11 | CARBON | 390 5% 1/2W |
| R1479 | 1-216-295-00 | METAL GLAZE | 0 5% 1/10W | R1550 | 1-216-105-00 | METAL GLAZE | 220K 5% 1/10W |
| R1480 | 1-216-089-91 | METAL GLAZE | 47K 5% 1/10W | R1551 | 1-249-393-11 | CARBON | 10 5% 1/4W F |
| R1481 | 1-216-115-00 | METAL GLAZE | 560K 5% 1/10W | R1552 | 1-216-049-00 | METAL GLAZE | 1K 5% 1/10W |
| R1482 | 1-216-089-91 | METAL GLAZE | 47K 5% 1/10W | R1554 | 1-216-059-00 | METAL GLAZE | 2.7K 5% 1/10W |
| R1483 | 1-216-089-91 | METAL GLAZE | 47K 5% 1/10W | R1555 | 1-216-295-00 | METAL GLAZE | 0 5% 1/10W |
| R1484 | 1-216-081-00 | METAL GLAZE | 22K 5% 1/10W | R1556 | 1-216-071-00 | METAL GLAZE | 8.2K 5% 1/10W |
| R1485 | 1-216-113-00 | METAL GLAZE | 470K 5% 1/10W | R1557 | 1-218-760-11 | METAL CHIP | 220K 0.50% 1/10W |
| R1486 | 1-216-121-00 | METAL GLAZE | 1M 5% 1/10W | R1558 | 1-249-393-11 | CARBON | 10 5% 1/4W F |
| R1487 | 1-216-113-00 | METAL GLAZE | 470K 5% 1/10W | R1559 | 1-249-393-11 | CARBON | 10 5% 1/4W F |
| R1488 | 1-216-083-00 | METAL GLAZE | 27K 5% 1/10W | R1560 | 1-216-049-00 | METAL GLAZE | 1K 5% 1/10W |
| R1489 | 1-216-069-00 | METAL GLAZE | 6.8K 5% 1/10W | R1561 | 1-216-681-11 | METAL CHIP | 18K 0.50% 1/10W |
| R1490 | 1-216-035-00 | METAL GLAZE | 270 5% 1/10W | R1562 | 1-214-964-00 | METAL | 1M 1% 1/4W |
| R1491 | 1-216-035-00 | METAL GLAZE | 270 5% 1/10W | R1563 | 1-214-964-00 | METAL | 1M 1% 1/4W |
| R1492 | 1-216-035-00 | METAL GLAZE | 270 5% 1/10W | R1564 | 1-216-681-11 | METAL CHIP | 18K 0.50% 1/10W |
| R1493 | 1-216-083-00 | METAL GLAZE | 27K 5% 1/10W | R1567 | 1-216-089-91 | METAL GLAZE | 47K 5% 1/10W |
| R1494 | 1-216-081-00 | METAL GLAZE | 22K 5% 1/10W | R1574 | 1-216-041-00 | METAL GLAZE | 470 5% 1/10W |
| R1495 | 1-216-089-91 | METAL GLAZE | 47K 5% 1/10W | R1575 | 1-216-025-00 | METAL GLAZE | 100 5% 1/10W |
| R1497 | 1-216-113-00 | METAL GLAZE | 470K 5% 1/10W | R1576 | 1-216-025-00 | METAL GLAZE | 100 5% 1/10W |
| | | | | R1577 | 1-216-025-00 | METAL GLAZE | 100 5% 1/10W |

• The components identified by \boxtimes in this manual have been carefully factory-selected for each set in order to satisfy regulations regarding X-ray radiation. Should replacement be required, replace only with the value originally used.

A (PVM-1350)

| REF. NO. | PART NO. | DESCRIPTION | REMARK | REF. NO. | PART NO. | DESCRIPTION | REMARK |
|----------|--------------|-------------|-----------------|----------|--------------|-------------|------------------|
| R1578 | 1-216-065-00 | METAL GLAZE | 4.7K 5% 1/10W | R2383 | 1-216-033-00 | METAL GLAZE | 220 5% 1/10W |
| R1579 | 1-216-689-11 | METAL GLAZE | 39K 5% 1/10W | R2384 | 1-216-689-11 | METAL GLAZE | 39K 5% 1/10W |
| R2300 | 1-216-065-00 | METAL GLAZE | 4.7K 5% 1/10W | R2389 | 1-216-033-00 | METAL GLAZE | 220 5% 1/10W |
| R2301 | 1-216-065-00 | METAL GLAZE | 4.7K 5% 1/10W | R2390 | 1-216-647-11 | METAL CHIP | 680 0.50% 1/10W |
| R2306 | 1-216-089-91 | METAL GLAZE | 47K 5% 1/10W | R2391 | 1-216-647-11 | METAL CHIP | 680 0.50% 1/10W |
| R2307 | 1-216-033-00 | METAL GLAZE | 220 5% 1/10W | R2394 | 1-216-081-00 | METAL GLAZE | 22K 5% 1/10W |
| R2308 | 1-216-103-91 | METAL GLAZE | 180K 5% 1/10W | R2396 | 1-216-041-00 | METAL GLAZE | 470 5% 1/10W |
| R2309 | 1-216-049-00 | METAL GLAZE | 1K 5% 1/10W | R2397 | 1-216-113-00 | METAL GLAZE | 470K 5% 1/10W |
| R2311 | 1-216-073-00 | METAL GLAZE | 10K 5% 1/10W | R2398 | 1-216-109-00 | METAL GLAZE | 330K 5% 1/10W |
| R2312 | 1-216-053-00 | METAL GLAZE | 1.5K 5% 1/10W | R2399 | 1-216-073-00 | METAL GLAZE | 10K 5% 1/10W |
| R2315 | 1-216-679-11 | METAL CHIP | 15K 0.50% 1/10W | R2501 | 1-216-083-00 | METAL GLAZE | 27K 5% 1/10W |
| R2316 | 1-216-081-00 | METAL GLAZE | 22K 5% 1/10W | R2502 | 1-216-077-00 | METAL GLAZE | 15K 5% 1/10W |
| R2317 | 1-216-049-00 | METAL GLAZE | 1K 5% 1/10W | R2551 | 1-216-091-00 | METAL GLAZE | 56K 5% 1/10W |
| R2320 | 1-216-677-11 | METAL CHIP | 12K 0.50% 1/10W | R2552 | 1-216-085-00 | METAL GLAZE | 33K 5% 1/10W |
| R2323 | 1-216-683-11 | METAL CHIP | 22K 0.50% 1/10W | R2553 | 1-216-083-00 | METAL GLAZE | 27K 5% 1/10W |
| R2325 | 1-216-063-00 | METAL GLAZE | 3.9K 5% 1/10W | R2555 | 1-216-055-00 | METAL GLAZE | 1.8K 5% 1/10W |
| R2326 | 1-216-041-00 | METAL GLAZE | 470 5% 1/10W | R2556 | 1-216-051-00 | METAL GLAZE | 1.2K 5% 1/10W |
| R2327 | 1-216-059-00 | METAL GLAZE | 2.7K 5% 1/10W | R2557 | 1-216-067-00 | METAL GLAZE | 5.6K 5% 1/10W |
| R2328 | 1-216-049-00 | METAL GLAZE | 1K 5% 1/10W | R2558 | 1-216-057-00 | METAL GLAZE | 2.2K 5% 1/10W |
| R2329 | 1-216-059-00 | METAL GLAZE | 2.7K 5% 1/10W | R2559 | 1-216-039-00 | METAL GLAZE | 390 5% 1/10W |
| R2330 | 1-216-049-00 | METAL GLAZE | 1K 5% 1/10W | R2560 | 1-216-069-00 | METAL GLAZE | 6.8K 5% 1/10W |
| R2331 | 1-216-059-00 | METAL GLAZE | 2.7K 5% 1/10W | R2561 | 1-216-001-00 | METAL GLAZE | 10 5% 1/10W |
| R2332 | 1-216-049-00 | METAL GLAZE | 1K 5% 1/10W | R2562 | 1-216-001-00 | METAL GLAZE | 10 5% 1/10W |
| R2333 | 1-216-041-00 | METAL GLAZE | 470 5% 1/10W | R2563 | 1-216-057-00 | METAL GLAZE | 2.2K 5% 1/10W |
| R2335 | 1-216-061-00 | METAL GLAZE | 3.3K 5% 1/10W | R3301 | 1-216-073-00 | METAL GLAZE | 10K 5% 1/10W |
| R2336 | 1-216-065-00 | METAL GLAZE | 4.7K 5% 1/10W | R3302 | 1-216-065-00 | METAL GLAZE | 4.7K 5% 1/10W |
| R2337 | 1-216-037-00 | METAL GLAZE | 330 5% 1/10W | R3303 | 1-216-065-00 | METAL GLAZE | 4.7K 5% 1/10W |
| R2338 | 1-216-073-00 | METAL GLAZE | 10K 5% 1/10W | R3304 | 1-216-065-00 | METAL GLAZE | 4.7K 5% 1/10W |
| R2339 | 1-216-037-00 | METAL GLAZE | 330 5% 1/10W | R3308 | 1-216-097-00 | METAL GLAZE | 100K 5% 1/10W |
| R2341 | 1-216-037-00 | METAL GLAZE | 330 5% 1/10W | R3310 | 1-216-049-00 | METAL GLAZE | 1K 5% 1/10W |
| R2342 | 1-216-071-00 | METAL GLAZE | 8.2K 5% 1/10W | R3311 | 1-216-091-00 | METAL GLAZE | 56K 5% 1/10W |
| R2344 | 1-216-121-00 | METAL GLAZE | 1M 5% 1/10W | R3312 | 1-216-105-00 | METAL GLAZE | 220K 5% 1/10W |
| R2346 | 1-216-061-00 | METAL GLAZE | 3.3K 5% 1/10W | R3314 | 1-216-295-00 | METAL GLAZE | 0 5% 1/10W |
| R2347 | 1-216-061-00 | METAL GLAZE | 3.3K 5% 1/10W | R3315 | 1-216-065-00 | METAL GLAZE | 4.7K 5% 1/10W |
| R2348 | 1-216-061-00 | METAL GLAZE | 3.3K 5% 1/10W | R3316 | 1-216-065-00 | METAL GLAZE | 4.7K 5% 1/10W |
| R2349 | 1-216-679-11 | METAL CHIP | 15K 0.50% 1/10W | R3317 | 1-216-103-91 | METAL GLAZE | 180K 5% 1/10W |
| R2350 | 1-216-061-00 | METAL GLAZE | 3.3K 5% 1/10W | R3318 | 1-216-065-00 | METAL GLAZE | 4.7K 5% 1/10W |
| R2351 | 1-216-061-00 | METAL GLAZE | 3.3K 5% 1/10W | R3319 | 1-216-027-00 | METAL GLAZE | 120 5% 1/10W |
| R2352 | 1-216-061-00 | METAL GLAZE | 3.3K 5% 1/10W | R3321 | 1-216-677-11 | METAL CHIP | 12K 0.50% 1/10W |
| R2353 | 1-216-041-00 | METAL GLAZE | 470 5% 1/10W | R3322 | 1-216-073-00 | METAL GLAZE | 10K 5% 1/10W |
| R2354 | 1-216-025-00 | METAL GLAZE | 100 5% 1/10W | R3333 | 1-216-113-00 | METAL GLAZE | 470K 5% 1/10W |
| R2355 | 1-216-681-11 | METAL CHIP | 18K 0.50% 1/10W | R3337 | 1-216-099-00 | METAL GLAZE | 120K 5% 1/10W |
| R2356 | 1-216-089-91 | METAL GLAZE | 47K 5% 1/10W | R3338 | 1-218-759-11 | METAL CHIP | 200K 0.50% 1/10W |
| R2357 | 1-216-095-00 | METAL GLAZE | 82K 5% 1/10W | R3341 | 1-216-083-00 | METAL GLAZE | 27K 5% 1/10W |
| R2358 | 1-216-025-00 | METAL GLAZE | 100 5% 1/10W | R3346 | 1-216-025-00 | METAL GLAZE | 100 5% 1/10W |
| R2359 | 1-216-097-00 | METAL GLAZE | 100K 5% 1/10W | R3347 | 1-216-025-00 | METAL GLAZE | 100 5% 1/10W |
| R2360 | 1-216-689-11 | METAL GLAZE | 39K 5% 1/10W | R3348 | 1-216-025-00 | METAL GLAZE | 100 5% 1/10W |
| R2362 | 1-216-081-00 | METAL GLAZE | 22K 5% 1/10W | R3349 | 1-216-025-00 | METAL GLAZE | 100 5% 1/10W |
| R2364 | 1-216-025-00 | METAL GLAZE | 100 5% 1/10W | R3350 | 1-216-113-00 | METAL GLAZE | 470K 5% 1/10W |
| R2366 | 1-216-067-00 | METAL GLAZE | 5.6K 5% 1/10W | R3351 | 1-216-119-00 | METAL GLAZE | 820K 5% 1/10W |
| R2367 | 1-216-093-00 | METAL GLAZE | 68K 5% 1/10W | R3365 | 1-216-081-00 | METAL GLAZE | 22K 5% 1/10W |
| R2369 | 1-216-083-00 | METAL GLAZE | 27K 5% 1/10W | R3376 | 1-216-081-00 | METAL GLAZE | 22K 5% 1/10W |
| R2370 | 1-216-081-00 | METAL GLAZE | 22K 5% 1/10W | R3377 | 1-216-107-00 | METAL GLAZE | 270K 5% 1/10W |
| R2371 | 1-216-049-00 | METAL GLAZE | 1K 5% 1/10W | R3378 | 1-216-115-00 | METAL GLAZE | 560K 5% 1/10W |
| R2372 | 1-216-113-00 | METAL GLAZE | 470K 5% 1/10W | R3390 | 1-216-057-00 | METAL GLAZE | 2.2K 5% 1/10W |
| R2374 | 1-216-097-00 | METAL GLAZE | 100K 5% 1/10W | R3394 | 1-216-089-91 | METAL GLAZE | 47K 5% 1/10W |
| R2375 | 1-216-089-91 | METAL GLAZE | 47K 5% 1/10W | R3395 | 1-249-417-11 | CARBON | 1K 5% 1/4W |
| R2376 | 1-216-089-91 | METAL GLAZE | 47K 5% 1/10W | R3396 | 1-216-041-00 | METAL GLAZE | 470 5% 1/10W |
| R2377 | 1-216-033-00 | METAL GLAZE | 220 5% 1/10W | R3397 | 1-216-041-00 | METAL GLAZE | 470 5% 1/10W |
| R2378 | 1-216-089-91 | METAL GLAZE | 47K 5% 1/10W | R3398 | 1-216-101-00 | METAL GLAZE | 150K 5% 1/10W |
| R2379 | 1-216-033-00 | METAL GLAZE | 220 5% 1/10W | R4401 | 1-216-085-00 | METAL GLAZE | 33K 5% 1/10W |
| R2380 | 1-216-089-91 | METAL GLAZE | 47K 5% 1/10W | R4402 | 1-216-113-00 | METAL GLAZE | 470K 5% 1/10W |
| R2381 | 1-216-089-91 | METAL GLAZE | 47K 5% 1/10W | R4404 | 1-216-073-00 | METAL GLAZE | 10K 5% 1/10W |
| R2382 | 1-216-089-91 | METAL GLAZE | 47K 5% 1/10W | | | | |

The components identified by shading and mark Δ are critical for safety. Replace only with part number specified.

Les composants identifiés par une trame et une marque Δ sont critiques pour la sécurité. Ne les remplacer que par une pièce portant le numéro spécifié.

A (PVM-1350) G

| REF. NO. | PART NO. | DESCRIPTION | REMARK | REF. NO. | PART NO. | DESCRIPTION | REMARK |
|---------------------|--------------------------|----------------------------|-------------------|-------------|-----------------------|-------------------------------|-------------------|
| R4405 | 1-216-067-00 | METAL GLAZE | 5.6K 5% 1/10W | C628 | 1-136-067-00 | FILM | 0.0036MF 3% 2KV |
| R4407 | 1-216-061-00 | METAL GLAZE | 3.3K 5% 1/10W | C629 | 1-124-887-00 | CERAMIC | 0.001MF 10% 3KV |
| R4408 | 1-216-059-00 | METAL GLAZE | 2.7K 5% 1/10W | C630 | 1-102-973-00 | CERAMIC | 100PF 5% 50V |
| R4409 | 1-216-059-00 | METAL GLAZE | 2.7K 5% 1/10W | C631 | 1-161-973-00 | CERAMIC | 220PF 10% 400V |
| R4410 | 1-216-059-00 | METAL GLAZE | 2.7K 5% 1/10W | C632 | 1-162-599-12 | CERAMIC | 0.0047MF 20% 400V |
| R4411 | 1-216-113-00 | METAL GLAZE | 470K 5% 1/10W | C633 | 1-162-599-12 | CERAMIC | 0.0047MF 20% 400V |
| R4412 | 1-216-113-00 | METAL GLAZE | 470K 5% 1/10W | C634 | 1-102-125-00 | CERAMIC | 0.0047MF 10% 50V |
| R4413 | 1-216-295-00 | METAL GLAZE | 0 5% 1/10W | C635 | 1-124-903-11 | ELECT | 1MF 20% 50V |
| R4415 | 1-216-295-00 | METAL GLAZE | 0 5% 1/10W | C636 | 1-126-801-11 | ELECT | 1MF 20% 50V |
| R4416 | 1-216-295-00 | METAL GLAZE | 0 5% 1/10W | C637 | 1-102-030-00 | CERAMIC | 330PF 10% 500V |
| <VARIABLE RESISTOR> | | | | C638 | 1-102-030-00 | CERAMIC | 330PF 10% 500V |
| RV501 | 1-223-102-00 | RES, ADJ, WIREWOUND 120 | | C639 | 1-104-783-51 | ELECT | 1000MF 20% 25V |
| <TRANSFORMER> | | | | C640 | 1-128-386-11 | ELECT | 1000MF 20% 25V |
| T500 | 1-426-668-11 | TRANSFORMER, FERRITE (HDT) | | C641 | 1-106-343-00 | MYLAR | 0.001MF 10% 100V |
| T501 | Δ 1-453-163-11 | TRANSFORMER ASSY, FLYBACK | | C642 | 1-102-030-00 | CERAMIC | 330PF 10% 500V |
| <THERMISTOR> | | | | C643 | 1-104-884-11 | ELECT | 470MF 20% 50V |
| TH500 | 1-807-970-11 | THERMISTOR | | C644 | 1-102-030-00 | CERAMIC | 330PF 10% 500V |
| <CRYSTAL> | | | | C645 | 1-162-131-11 | CERAMIC | 220PF 10% 2KV |
| X101 | 1-579-175-11 | VIBRATOR, CERAMIC | | C646 | 1-102-973-00 | CERAMIC | 100PF 5% 50V |
| X301 | 1-527-722-00 | OSCILLATOR, CRYSTAL | | C647 | 1-126-385-11 | ELECT | 390MF 20% 16V |
| ***** | | | | C648 | 1-125-494-11 | ELECT (BLOCK) | 560MF 20% 160V |
| *A-1316-174-A | G BOARD, COMPLETE | | | C649 | 1-126-803-11 | ELECT | 47MF 20% 16V |
| ***** | | | | C650 | 1-126-103-11 | ELECT | 470MF 20% 16V |
| 1-533-189-11 | HOLDER, FUSE | | | C651 | 1-126-101-11 | ELECT | 100MF 20% 16V |
| 4-363-414-00 | SPACER, MICA | | | C652 | 1-124-667-11 | ELECT | 10MF 20% 50V |
| 4-382-854-11 | SCREW (M3X10), P, SW (+) | | | C653 | 1-136-169-00 | FILM | 0.22MF 5% 50V |
| <CAPACITOR> | | | | C654 | Δ 1-161-953-71 | CERAMIC | 0.0047MF 20% 400V |
| C601 | Δ 1-161-953-71 | CERAMIC | 0.0047MF 20% 400V | C655 | Δ 1-161-953-71 | CERAMIC | 0.0047MF 20% 400V |
| C602 | Δ 1-161-953-71 | CERAMIC | 0.0047MF 20% 400V | C656 | Δ 1-161-953-71 | CERAMIC | 0.0047MF 20% 400V |
| C603 | Δ 1-161-953-71 | CERAMIC | 0.0047MF 20% 400V | C657 | 1-102-965-00 | CERAMIC | 39PF 50V |
| C604 | Δ 1-161-953-71 | CERAMIC | 0.0047MF 20% 400V | C658 | Δ 1-161-953-71 | CERAMIC | 0.0047MF 20% 400V |
| C605 | Δ 1-104-706-51 | FILM | 0.22MF 20% 250V | C659 | 1-102-123-00 | CERAMIC | 0.0033MF 10% 50V |
| C606 | 1-124-907-11 | ELECT | 10MF 20% 50V | C660 | 1-124-791-11 | ELECT | 1MF 20% 100V |
| C607 | 1-124-798-11 | ELECT | 1MF 20% 160V | C661 | 1-130-467-00 | MYLAR | 470PF 5% 50V |
| C608 | 1-129-765-00 | FILM | 0.047MF 10% 200V | <CONNECTOR> | | | |
| C609 | 1-124-126-00 | ELECT | 47MF 20% 10V | CN601 | 1-691-960-11 | PIN, CONNECTOR (PC BOARD) 3P | |
| C610 | 1-124-902-00 | ELECT | 0.47MF 20% 50V | CN602 | *1-695-561-11 | PIN, CONNECTOR (PC BOARD) 7P | |
| C611 | 1-130-729-00 | FILM | 0.0027MF 5% 50V | CN603 | 1-508-765-00 | PIN, CONNECTOR (5MM PITCH) 3P | |
| C612 | 1-107-722-11 | ELECT | 470MF 20% 400V | CN605 | *1-573-964-11 | PIN, CONNECTOR (PC BOARD) 6P | |
| C613 | Δ 1-104-706-51 | FILM | 0.22MF 20% 250V | CN606 | *1-564-508-11 | PLUG, CONNECTOR 5P | |
| C614 | 1-102-978-00 | CERAMIC | 220PF 5% 50V | CN609 | *1-506-371-00 | PIN, CONNECTOR 2P | |
| C615 | Δ 1-104-706-51 | FILM | 0.22MF 20% 250V | <DIODE> | | | |
| C616 | 1-162-318-11 | CERAMIC | 0.001MF 10% 500V | D601 | Δ 8-719-510-53 | DIODE D4SB60L | |
| C618 | 1-124-907-11 | ELECT | 10MF 20% 50V | D602 | 8-719-300-33 | DIODE RU-3AM | |
| C619 | 1-162-116-00 | CERAMIC | 680PF 10% 2KV | D603 | 8-719-110-90 | DIODE RD39ESB4 | |
| C620 | 1-162-116-00 | CERAMIC | 680PF 10% 2KV | D604 | 8-719-110-90 | DIODE RD39ESB4 | |
| C621 | 1-136-153-00 | FILM | 0.01MF 5% 50V | D605 | 8-719-109-97 | DIODE RD6.8ESB2 | |
| C622 | 1-126-773-21 | ELECT | 47MF 20% 250V | D606 | 8-719-118-34 | DIODE RD110EB | |
| C623 | 1-162-318-11 | CERAMIC | 0.001MF 10% 500V | D607 | 8-719-110-41 | DIODE RD15ESB2 | |
| C624 | 1-124-477-11 | ELECT | 47MF 20% 16V | D608 | 8-719-300-33 | DIODE RU-3AM | |
| C625 | 1-161-973-00 | CERAMIC | 220PF 10% 400V | D610 | 8-719-200-02 | DIODE 10E-2 | |
| C627 | 1-136-066-00 | FILM | 0.003MF 3% 2KV | D611 | 8-719-300-33 | DIODE RU-3AM | |
| | | | | D615 | 8-719-300-33 | DIODE RU-3AM | |
| | | | | D616 | 8-719-911-19 | DIODE 1SS119 | |
| | | | | D617 | 8-719-911-19 | DIODE 1SS119 | |
| | | | | D618 | 8-719-908-03 | DIODE GP08D | |
| | | | | D619 | 8-719-110-41 | DIODE RD15ESB2 | |
| | | | | D620 | 8-719-045-48 | DIODE FML-G12S | |
| | | | | D621 | 8-719-911-19 | DIODE 1SS119 | |
| | | | | D622 | 8-719-979-58 | DIODE EGP10D | |
| | | | | D623 | 8-719-045-48 | DIODE FML-G12S | |



* : Selected to yield optimum performance.

Les composants identifiés par une trame et une marque Δ sont critiques pour la sécurité. Ne les remplacer que par une pièce portant le numéro spécifié.

The components identified by shading and mark Δ are critical for safety. Replace only with part number specified.

| REF. NO. | PART NO. | DESCRIPTION | REMARK | REF. NO. | PART NO. | DESCRIPTION | REMARK |
|----------------|--------------|------------------------------|--------|----------|--------------|------------------------|--------|
| D625 | 8-719-016-42 | DIODE MC932 | | R619 | 1-216-444-11 | METAL OXIDE 82K 5% 1W | F |
| D626 | 8-719-109-71 | DIODE RD3.9ESB1 | | R620 | 1-216-444-11 | METAL OXIDE 82K 5% 1W | F |
| D628 | 8-719-979-50 | DIODE EGP30D | | R621 | 1-249-427-11 | CARBON 6.8K 5% 1/4W | |
| D629 | 8-719-979-85 | DIODE EGP20G | | R622 | 1-217-190-21 | WIREWOUND 0.15 10% 2W | F |
| D630 | 8-719-911-19 | DIODE 1SS119 | | R623 | 1-249-393-11 | CARBON 10 5% 1/4W | |
| D631 | 8-719-911-19 | DIODE 1SS119 | | R624 | 1-247-887-00 | CARBON 220K 5% 1/4W | |
| | | <FERRITE BEAD> | | R625 | 1-247-887-00 | CARBON 220K 5% 1/4W | |
| FB601 Δ | 1-543-190-11 | BEAD, FERRITE | | R626 | 1-249-436-11 | CARBON 39K 5% 1/4W | |
| FB602 Δ | 1-543-190-11 | BEAD, FERRITE | | R627 | 1-249-429-11 | CARBON 10K 5% 1/4W | |
| FB603 | 1-410-396-41 | FERRITE BEAD INDUCTOR 0.45UH | | R628 | 1-214-777-00 | METAL 100K 1% 1/4W | |
| FB604 Δ | 1-543-190-11 | BEAD, FERRITE | | R629 | 1-247-891-00 | CARBON 330K 5% 1/4W | |
| FB605 Δ | 1-543-190-11 | BEAD, FERRITE | | R630 | 1-249-424-11 | CARBON 3.9K 5% 1/4W | |
| | | <IC> | | R631 | 1-249-429-11 | CARBON 10K 5% 1/4W | |
| IC601 | 8-759-100-75 | IC UPC1394C | | R632 | 1-247-885-00 | CARBON 180K 5% 1/4W | |
| IC602 | 8-759-255-41 | IC MM1108XS | | R633 | 1-249-412-11 | CARBON 390 5% 1/4W | |
| IC603 | 8-759-927-49 | IC IR9431 | | R634 | 1-211-867-11 | WIREWOUND 180 5% 10W | |
| IC604 | 8-759-924-12 | IC LM7805CT | | R635 | 1-249-441-11 | CARBON 100K 5% 1/4W | |
| | | <COIL> | | R636 | 1-247-753-11 | CARBON 1.2K 5% 1/2W | F |
| L603 | 1-410-645-31 | INDUCTOR 100UH | | R637 | 1-216-491-11 | METAL OXIDE 56K 5% 3W | F |
| L604 | 1-407-365-00 | COIL, CHOKE | | R638 | 1-216-491-11 | METAL OXIDE 56K 5% 3W | F |
| L605 | 1-410-645-31 | INDUCTOR 100UH | | R641 | 1-211-868-11 | WIREWOUND 2.2K 5% 10W | |
| | | <PHOTO COUPLER> | | R642 | 1-247-807-31 | CARBON 100 5% 1/4W | |
| PH602 | 8-749-923-50 | PHOTO COUPLER PC111YS | | R643 | 1-249-423-11 | CARBON 3.3K 5% 1/4W | |
| PH606 | 8-749-923-50 | PHOTO COUPLER PC111YS | | R644 | 1-249-417-11 | CARBON 1K 5% 1/4W | |
| | | <TRANSISTOR> | | R645 | 1-218-265-11 | METAL GLAZE 8.2M 5% 1W | |
| Q601 | 8-729-119-78 | TRANSISTOR 2SC2785-HFE | | R646 | 1-249-417-11 | CARBON 1K 5% 1/4W | |
| Q602 | 8-729-119-80 | TRANSISTOR 2SC2688-LK | | R647 | 1-260-121-11 | CARBON 68K 5% 1/2W | |
| Q603 | 8-729-119-80 | TRANSISTOR 2SC2688-LK | | R648 | 1-249-443-11 | CARBON 0.47 5% 1/4W | F |
| Q605 | 8-729-119-80 | TRANSISTOR 2SC2688-LK | | R649 | 1-260-097-11 | CARBON 680 5% 1/2W | |
| Q606 | 8-729-802-14 | TRANSISTOR 2SC3460 | | R650 | 1-249-422-11 | CARBON 2.7K 5% 1/4W | |
| Q607 | 8-729-140-96 | TRANSISTOR 2SD774-34 | | R652 | 1-247-895-00 | CARBON 470K 5% 1/4W | |
| Q609 | 8-729-905-67 | TRANSISTOR 2SD1944-K | | R653 | 1-260-124-11 | CARBON 120K 5% 1/2W | |
| Q610 | 8-729-209-03 | TRANSISTOR 2SC2551-RO | | R654 | 1-215-924-71 | METAL OXIDE 15K 5% 3W | F |
| Q611 | 8-729-200-17 | TRANSISTOR 2SA1091-0 | | R655 | 1-249-440-11 | CARBON 82K 5% 1/4W | |
| | | <RESISTOR> | | R656 | 1-247-883-00 | CARBON 150K 5% 1/4W | |
| R601 Δ | 1-260-123-91 | CARBON 100K 5% 1/2W | | R659 | 1-249-443-11 | CARBON 0.47 5% 1/4W | F |
| R602 Δ | 1-260-123-91 | CARBON 100K 5% 1/2W | | R660 | 1-215-427-00 | METAL 1.8K 1% 1/4W | |
| R603 | 1-249-427-11 | CARBON 6.8K 5% 1/4W | | R661 | 1-215-412-00 | METAL 430 1% 1/4W | |
| R604 Δ | 1-214-937-55 | METAL 1M 1% 1/2W | | R662 | 1-260-123-11 | CARBON 100K 5% 1/2W | |
| R605 | 1-249-434-11 | CARBON 27K 5% 1/4W | | R663 | 1-260-089-11 | CARBON 150 5% 1/2W | |
| R606 | 1-260-111-11 | CARBON 10K 5% 1/2W | | R664 | 1-216-390-71 | METAL OXIDE 1.2 5% 3W | F |
| R607 | 1-205-943-11 | WIREWOUND 1 5% 20W | | R665 | 1-216-390-71 | METAL OXIDE 1.2 5% 3W | F |
| R608 | 1-260-127-11 | CARBON 220K 5% 1/2W | | R666 | 1-216-368-11 | METAL OXIDE 0.82 5% 2W | F |
| R609 | 1-215-922-11 | METAL OXIDE 6.8K 5% 3W | F | R667 | 1-205-943-11 | WIREWOUND 1 5% 20W | |
| R610 | 1-215-922-11 | METAL OXIDE 6.8K 5% 3W | F | R669 | 1-215-415-00 | METAL 560 1% 1/4W | |
| R611 | 1-215-457-00 | METAL 33K 1% 1/4W | | R670 | 1-249-435-11 | CARBON 33K 5% 1/4W | |
| R612 | 1-202-719-00 | SOLID 1M 20% 1/2W | | R671 | 1-249-429-11 | CARBON 10K 5% 1/4W | |
| R613 | 1-202-720-00 | SOLID 1.2M 20% 1/2W | | R672 | 1-215-469-00 | METAL 100K 1% 1/4W | |
| R614 | 1-249-423-11 | CARBON 3.3K 5% 1/4W | | R673 | 1-249-437-11 | CARBON 47K 5% 1/4W | |
| R615 | 1-260-322-11 | CARBON 330 5% 1/2W | | R674 | 1-247-889-00 | CARBON 270K 5% 1/4W | |
| R616 | 1-247-710-11 | CARBON 560 5% 1/4W | F | R675 | 1-249-429-11 | CARBON 10K 5% 1/4W | |
| R617 | 1-214-716-00 | METAL 300 1% 1/4W | | R676 | 1-247-883-00 | CARBON 150K 5% 1/4W | |
| R618 | 1-249-496-11 | CARBON 100K 5% 1/2W | F | R677 | 1-260-120-11 | CARBON 56K 5% 1/2W | |
| | | | | R678 | 1-249-436-11 | CARBON 39K 5% 1/4W | |
| | | | | *R690 | 1-214-721-00 | METAL 470 1% 1/4W | |
| | | | | *R690 | 1-215-414-00 | METAL 510 1% 1/4W | |
| | | | | *R690 | 1-214-723-00 | METAL 560 1% 1/4W | |
| | | | | *R690 | 1-214-127-00 | METAL 620 1% 1/4W | |
| | | | | *R690 | 1-214-725-00 | METAL 680 1% 1/4W | |
| | | | | *R690 | 1-215-418-00 | METAL 750 1% 1/4W | |
| | | | | *R690 | 1-214-727-00 | METAL 820 1% 1/4W | |
| | | | | *R690 | 1-214-728-11 | METAL 910 1% 1/4W | |
| | | | | *R690 | 1-214-729-00 | METAL 1K 1% 1/4W | |
| | | | | *R690 | 1-214-730-00 | METAL 1.1K 1% 1/4W | |

The components identified by shading and mark Δ are critical for safety. Replace only with part number specified.

Les composants identifiés par une trame et une marque Δ sont critiques pour la sécurité. Ne les remplacer que par une pièce portant le numéro spécifique.

* * : Selected to yield optimum performance.



| REF.NO. | PART NO. | DESCRIPTION | REMARK | REF.NO. | PART NO. | DESCRIPTION | REMARK |
|---------------------|--------------------------|--------------------------------|------------------|---------|----------|-------------|--------|
| *R690 | 1-214-731-00 | METAL | 1.2K 1% 1/4W | | | | |
| *R690 | 1-214-732-00 | METAL | 1.3K 1% 1/4W | | | | |
| *R690 | 1-214-733-00 | METAL | 1.5K 1% 1/4W | | | | |
| *R690 | 1-215-426-00 | METAL | 1.6K 1% 1/4W | | | | |
| *R690 | 1-214-735-00 | METAL | 1.8K 1% 1/4W | | | | |
| *R690 | 1-214-736-00 | METAL | 2K 1% 1/4W | | | | |
| *R690 | 1-214-737-00 | METAL | 2.2K 1% 1/4W | | | | |
| *R690 | 1-214-739-00 | METAL | 2.7K 1% 1/4W | | | | |
| *R690 | 1-214-741-00 | METAL | 3.3K 1% 1/4W | | | | |
| *R690 | 1-214-743-00 | METAL | 3.9K 1% 1/4W | | | | |
| *R690 | 1-214-745-00 | METAL | 4.7K 1% 1/4W | | | | |
| *R690 | 1-214-747-00 | METAL | 5.6K 1% 1/4W | | | | |
| *R690 | 1-214-749-00 | METAL | 6.8K 1% 1/4W | | | | |
| <VARIABLE RESISTOR> | | | | | | | |
| RV601 | 1-241-759-21 | RES, ADJ, CARBON 220 | | | | | |
| <RELAY> | | | | | | | |
| RY601 | Δ 1-515-601-11 | RELAY | | | | | |
| <TRANSFORMER> | | | | | | | |
| T601 | Δ 1-426-716-11 | TRANSFORMER, LINE FILTER (LFT) | | | | | |
| T602 | Δ 1-426-716-11 | TRANSFORMER, LINE FILTER (LFT) | | | | | |
| T603 | 1-437-090-00 | HDT | | | | | |
| T604 | 1-426-665-11 | TRANSFORMER, CONVERTER (SRT) | | | | | |
| <THERMISTOR> | | | | | | | |
| TH601 | 1-807-973-11 | THERMISTOR | | | | | |
| TH602 | 1-807-973-11 | THERMISTOR | | | | | |
| THP601 | Δ 1-808-059-32 | THERMISTOR, POSITIVE | | | | | |
| ***** | | | | | | | |
| *A-1331-299-A | C BOARD, COMPLETE | | | | | | |
| ***** | | | | | | | |
| *4-374-912-01 | COVER (MAIN), CV VOL | | | | | | |
| *4-374-913-01 | COVER (REAR LID), CV VOL | | | | | | |
| <CAPACITOR> | | | | | | | |
| C701 | 1-102-157-00 | CERAMIC | 560PF 10% 500V | | | | |
| C702 | 1-102-157-00 | CERAMIC | 560PF 10% 500V | | | | |
| C703 | 1-102-157-00 | CERAMIC | 560PF 10% 500V | | | | |
| C704 | 1-102-121-00 | CERAMIC | 0.0022MF 10% 50V | | | | |
| C705 | 1-126-101-11 | ELECT | 100MF 20% 16V | | | | |
| C706 | 1-102-074-00 | CERAMIC | 0.001MF 10% 50V | | | | |
| C707 | 1-162-116-00 | CERAMIC | 680PF 10% 2KV | | | | |
| C708 | 1-136-601-11 | FILM | 0.01MF 5% 630V | | | | |
| C710 | 1-101-880-00 | CERAMIC | 47PF 5% 50V | | | | |
| C711 | 1-101-880-00 | CERAMIC | 47PF 5% 50V | | | | |
| C712 | 1-101-880-00 | CERAMIC | 47PF 5% 50V | | | | |
| C713 | 1-123-946-00 | ELECT | 4.7MF 20% 250V | | | | |
| C714 | 1-102-976-00 | CERAMIC | 180PF 5% 50V | | | | |
| C715 | 1-102-976-00 | CERAMIC | 180PF 5% 50V | | | | |
| C716 | 1-102-976-00 | CERAMIC | 180PF 5% 50V | | | | |
| C717 | 1-106-399-00 | MYLAR | 0.22MF 10% 200V | | | | |
| C718 | 1-106-399-00 | MYLAR | 0.22MF 10% 200V | | | | |
| C720 | 1-108-700-11 | MYLAR | 0.047MF 10% 200V | | | | |
| C734 | 1-102-973-00 | CERAMIC | 100PF 5% 50V | | | | |
| C735 | 1-102-816-00 | CERAMIC | 120PF 5% 50V | | | | |
| C736 | 1-102-816-00 | CERAMIC | 120PF 5% 50V | | | | |
| <CONNECTOR> | | | | | | | |
| CN701 | *1-564-511-51 | PLUG, CONNECTOR 8P | | | | | |
| CN702 | *1-573-964-11 | PIN, CONNECTOR (PC BOARD) 6P | | | | | |
| CN703 | *1-691-134-11 | PIN, CONNECTOR (PC BOARD) 2P | | | | | |
| <DIODE> | | | | | | | |
| D701 | 8-719-911-19 | DIODE 1SS119 | | | | | |
| D702 | 8-719-911-19 | DIODE 1SS119 | | | | | |
| D703 | 8-719-911-19 | DIODE 1SS119 | | | | | |
| D704 | 8-719-911-19 | DIODE 1SS119 | | | | | |
| D705 | 8-719-911-19 | DIODE 1SS119 | | | | | |
| D706 | 8-719-911-19 | DIODE 1SS119 | | | | | |
| D707 | 8-719-901-83 | DIODE 1SS83 | | | | | |
| D708 | 8-719-901-83 | DIODE 1SS83 | | | | | |
| D709 | 8-719-901-83 | DIODE 1SS83 | | | | | |
| D713 | 8-719-901-83 | DIODE 1SS83 | | | | | |
| D715 | 8-719-901-83 | DIODE 1SS83 | | | | | |
| D716 | 8-719-901-83 | DIODE 1SS83 | | | | | |
| D717 | 8-719-901-83 | DIODE 1SS83 | | | | | |
| <JACK> | | | | | | | |
| J701 | Δ 1-526-819-11 | SOCKET, PICTURE TUBE | | | | | |
| <COIL> | | | | | | | |
| L701 | 1-410-667-31 | INDUCTOR | 22UH | | | | |
| L705 | 1-412-532-11 | INDUCTOR | 39UH | | | | |
| <TRANSISTOR> | | | | | | | |
| Q701 | 8-729-119-78 | TRANSISTOR 2SC2785-HFE | | | | | |
| Q702 | 8-729-119-78 | TRANSISTOR 2SC2785-HFE | | | | | |
| Q703 | 8-729-119-78 | TRANSISTOR 2SC2785-HFE | | | | | |
| Q704 | 8-729-200-17 | TRANSISTOR 2SA1091-0 | | | | | |
| Q705 | 8-729-200-17 | TRANSISTOR 2SA1091-0 | | | | | |
| Q706 | 8-729-200-17 | TRANSISTOR 2SA1091-0 | | | | | |
| Q707 | 8-729-326-11 | TRANSISTOR 2SC2611 | | | | | |
| Q708 | 8-729-326-11 | TRANSISTOR 2SC2611 | | | | | |
| Q709 | 8-729-326-11 | TRANSISTOR 2SC2611 | | | | | |
| Q710 | 8-729-200-17 | TRANSISTOR 2SA1091-0 | | | | | |
| Q711 | 8-729-200-17 | TRANSISTOR 2SA1091-0 | | | | | |
| Q712 | 8-729-200-17 | TRANSISTOR 2SA1091-0 | | | | | |
| Q713 | 8-729-255-12 | TRANSISTOR 2SC2551-0 | | | | | |
| Q714 | 8-729-255-12 | TRANSISTOR 2SC2551-0 | | | | | |
| Q715 | 8-729-119-78 | TRANSISTOR 2SC2785-HFE | | | | | |
| Q716 | 8-729-119-78 | TRANSISTOR 2SC2785-HFE | | | | | |
| Q717 | 8-729-119-78 | TRANSISTOR 2SC2785-HFE | | | | | |
| <RESISTOR> | | | | | | | |
| R702 | 1-247-903-00 | CARBON | 1M 5% 1/4W | | | | |
| R704 | 1-215-405-00 | METAL | 220 1% 1/4W | | | | |
| R705 | 1-215-405-00 | METAL | 220 1% 1/4W | | | | |
| R706 | 1-215-405-00 | METAL | 220 1% 1/4W | | | | |
| R707 | 1-249-431-11 | CARBON | 15K 5% 1/4W | | | | |
| R708 | 1-249-431-11 | CARBON | 15K 5% 1/4W | | | | |
| R709 | 1-249-431-11 | CARBON | 15K 5% 1/4W | | | | |
| R710 | 1-215-391-00 | METAL | 56 1% 1/4W | | | | |
| R711 | 1-215-394-00 | METAL | 75 1% 1/4W | | | | |
| R712 | 1-215-392-00 | METAL | 62 1% 1/4W | | | | |



Les composants identifiés par une trame et une marque Δ sont critiques pour la sécurité. Ne les remplacer que par une pièce portant le numéro spécifique.

The components identified by shading and mark Δ are critical for safety. Replace only with part number specified.

| REF. NO. | PART NO. | DESCRIPTION | REMARK | REF. NO. | PART NO. | DESCRIPTION | REMARK |
|----------|--------------|-------------|--------|----------|--------------|-------------|--|
| R715 | 1-202-818-00 | SOLID | | | | | |
| R716 | 1-216-486-71 | METAL OXIDE | | R2137 | 1-249-414-11 | CARBON | 560 5% 1/4W |
| R717 | 1-202-818-00 | SOLID | | | | | (PVM-1351Q/1354Q) |
| R718 | 1-216-486-71 | METAL OXIDE | | R2138 | 1-249-414-11 | CARBON | 560 5% 1/4W |
| R719 | 1-202-818-00 | SOLID | | | | | (PVM-1351Q/1354Q) |
| R720 | 1-216-486-71 | METAL OXIDE | | R2139 | 1-249-414-11 | CARBON | 560 5% 1/4W |
| R722 | 1-202-883-11 | SOLID | | R2140 | 1-249-414-11 | CARBON | 560 5% 1/4W |
| R723 | 1-202-838-00 | SOLID | | R2141 | 1-249-414-11 | CARBON | 560 5% 1/4W |
| R724 | 1-202-842-11 | SOLID | | | | | (PVM-1351Q/1354Q) |
| R725 | 1-202-719-00 | SOLID | | R2142 | 1-249-414-11 | CARBON | 560 5% 1/4W |
| R731 | 1-249-409-11 | CARBON | | R2143 | 1-249-414-11 | CARBON | 560 5% 1/4W |
| R732 | 1-249-409-11 | CARBON | | R2144 | 1-249-414-11 | CARBON | 560 5% 1/4W |
| R733 | 1-249-409-11 | CARBON | | R2145 | 1-249-414-11 | CARBON | 560 5% 1/4W |
| R734 | 1-249-409-11 | CARBON | | R2147 | 1-215-427-00 | METAL | 1.8K 1% 1/4W |
| R735 | 1-249-409-11 | CARBON | | | | | (PVM-1351Q/1354Q) |
| R736 | 1-249-409-11 | CARBON | | R2148 | 1-215-419-00 | METAL | 820 1% 1/4W |
| R737 | 1-247-807-31 | CARBON | | | | | (PVM-1351Q/1354Q) |
| R738 | 1-247-807-31 | CARBON | | R2149 | 1-215-414-00 | METAL | 510 1% 1/4W |
| R739 | 1-247-807-31 | CARBON | | | | | (PVM-1351Q/1354Q) |
| R740 | 1-249-429-11 | CARBON | | R2150 | 1-215-409-00 | METAL | 330 1% 1/4W |
| R741 | 1-249-429-11 | CARBON | | R2151 | 1-215-407-00 | METAL | 270 1% 1/4W |
| R742 | 1-249-429-11 | CARBON | | R2152 | 1-215-404-00 | METAL | 200 1% 1/4W |
| R744 | 1-249-429-11 | CARBON | | R2153 | 1-215-401-11 | METAL | 150 1% 1/4W |
| R745 | 1-249-429-11 | CARBON | | R2154 | 1-215-399-00 | METAL | 120 1% 1/4W |
| R746 | 1-215-879-11 | METAL OXIDE | | R2155 | 1-215-397-00 | METAL | 100 1% 1/4W |
| R747 | 1-247-725-11 | CARBON | | R2156 | 1-215-421-00 | METAL | 1K 1% 1/4W |
| R748 | 1-247-713-11 | CARBON | | R2157 | 1-215-416-00 | METAL | 620 1% 1/4W |
| R749 | 1-215-902-71 | METAL OXIDE | | R2158 | 1-215-410-00 | METAL | 360 1% 1/4W |
| R750 | 1-249-400-11 | CARBON | | R2159 | 1-215-405-00 | METAL | 220 1% 1/4W |
| R751 | 1-247-887-00 | CARBON | | R2160 | 1-215-421-00 | METAL | 1K 1% 1/4W |
| R752 | 1-247-887-00 | CARBON | | | | | <VARIABLE RESISTOR> |
| R753 | 1-247-887-00 | CARBON | | | | | RV2101 1-241-846-11 RES. VAR. CARBON 20K |
| | | | | | | | RV2103 1-241-845-11 RES. VAR. CARBON 20K |
| | | | | | | | RV2105 1-241-845-11 RES. VAR. CARBON 20K |
| | | | | | | | RV2109 1-241-845-11 RES. VAR. CARBON 20K |
| | | | | | | | RV2113 1-241-845-11 RES. VAR. CARBON 20K |
| | | | | | | | RV2117 1-241-846-11 RES. VAR. CARBON 20K |
| | | | | | | | <SWITCH> |
| | | | | | | | S2101 1-570-101-41 SWITCH, KEY BOARD |
| | | | | | | | S2102 1-570-101-41 SWITCH, KEY BOARD |
| | | | | | | | S2103 1-570-101-41 SWITCH, KEY BOARD |
| | | | | | | | S2104 1-570-101-41 SWITCH, KEY BOARD |
| | | | | | | | S2105 1-570-101-41 SWITCH, KEY BOARD (PVM-1351Q/1354Q) |
| | | | | | | | S2106 1-570-969-11 SWITCH, KEY BOARD |
| | | | | | | | S2107 1-570-969-11 SWITCH, KEY BOARD |
| | | | | | | | S2108 1-570-101-41 SWITCH, KEY BOARD |
| | | | | | | | S2109 1-570-101-41 SWITCH, KEY BOARD |
| | | | | | | | S2110 1-570-101-41 SWITCH, KEY BOARD (PVM-1351Q/1354Q) |
| | | | | | | | S2111 1-570-101-41 SWITCH, KEY BOARD (PVM-1351Q/1354Q) |
| | | | | | | | S2112 1-570-101-41 SWITCH, KEY BOARD (PVM-1351Q/1354Q) |
| | | | | | | | S2113 1-570-969-11 SWITCH, KEY BOARD |
| | | | | | | | S2114 1-570-969-11 SWITCH, KEY BOARD |
| | | | | | | | <CONNECTOR> |
| | | | | | | | CN608 *1-695-561-11 PIN, CONNECTOR (PC BOARD) 7P |

PVM-1350/1351Q/1354Q

SONY. **SERVICE MANUAL**

US Model
Canadian Model

PVM-1350

Serial No. 2,003,651 and Higher

Chassis No. SCC-G61D-A

PVM-1351Q

Serial No. 2,004,051 and Higher

Chassis No. SCC-G61C-A

PVM-1354Q

Serial No. 2,006,601 and Higher

Chassis No. SCC-G61B-A

SUPPLEMENT-1

File this supplement with the service manual.

● INTRODUCTION

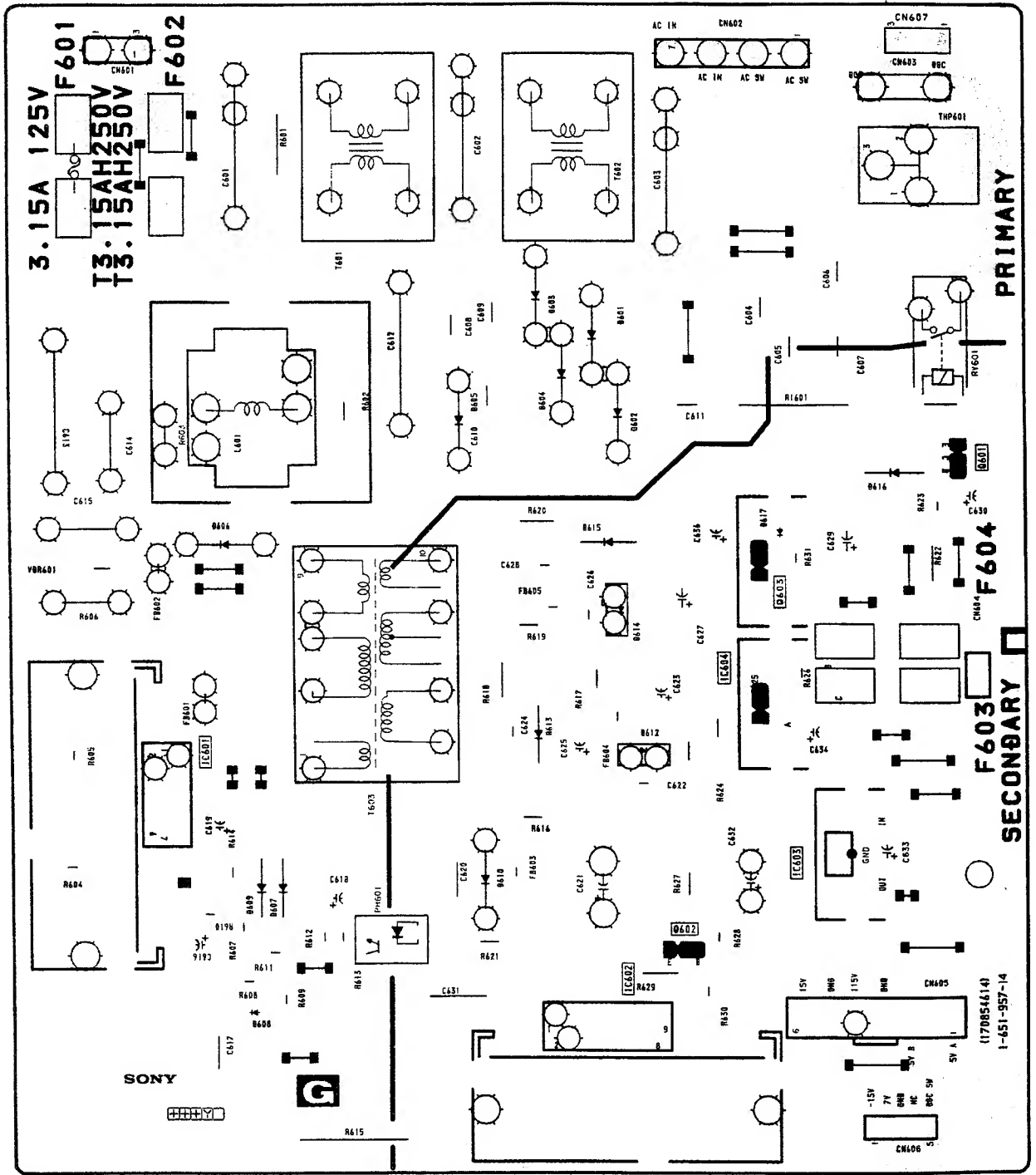
Set, having CE mark (Safety mark), have been applied to the above
Serial No. and changed G Block.
New G Block shows on next pages.

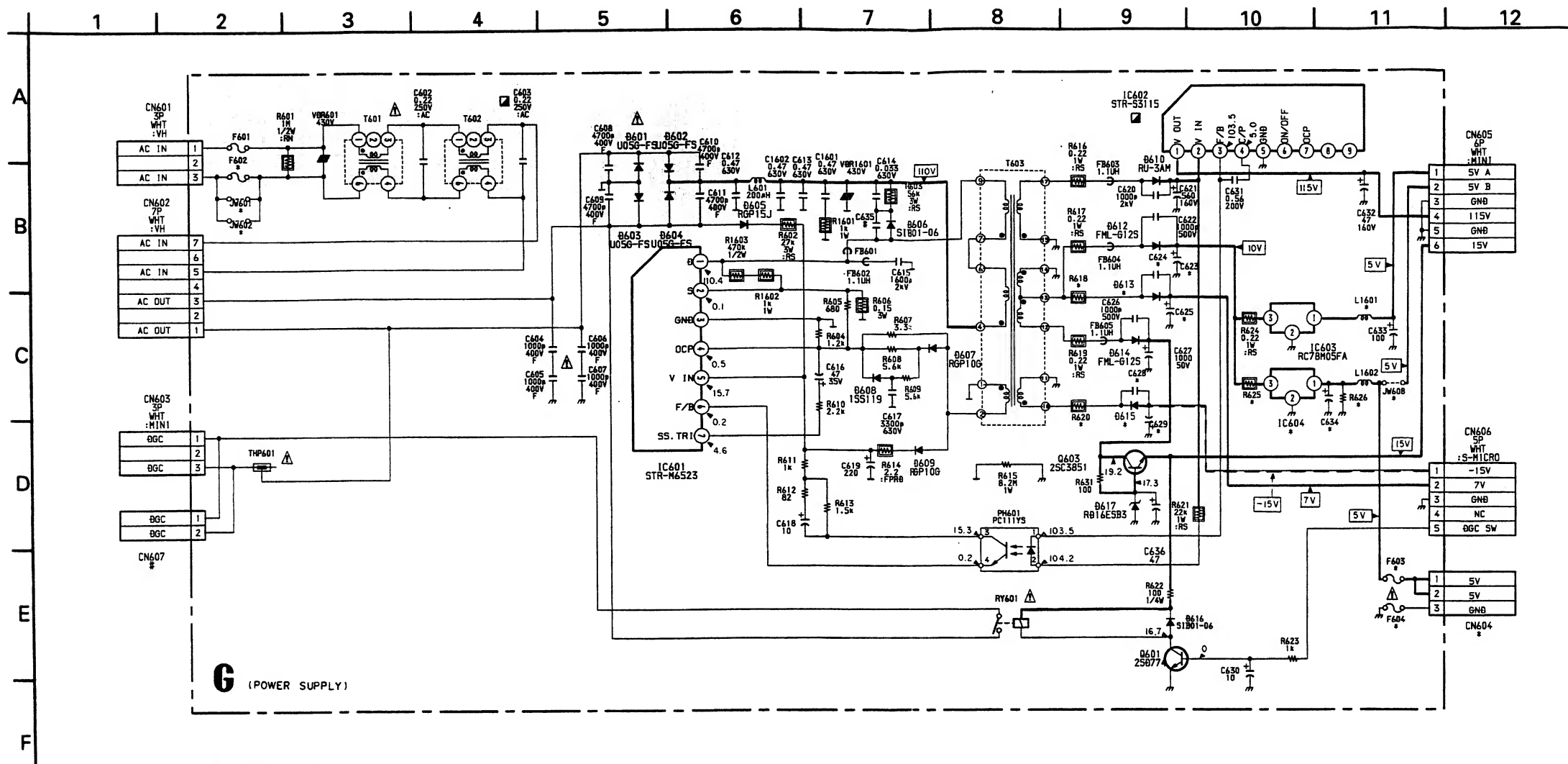




[POWER SUPPLY]

- G BOARD -





G BOARD

| | |
|-------|-------------|
| IC601 | REF PWM |
| IC602 | +B CONTROL |
| IC603 | +5V A REG |
| IC604 | +5V B REG |
| | |
| Q601 | RELAY DRIVE |
| Q603 | +15V REG |
| | |
| D601 | MAIN RECT |
| D602 | MAIN RECT |
| D603 | MAIN RECT |
| D604 | MAIN RECT |
| D605 | OVP |
| D606 | PROTECT |
| D607 | SWITCH |
| D608 | SWITCH |
| D609 | SWITCH |
| D610 | +B RECT |
| D612 | +12V RECT |
| D613 | +7V RECT |
| D614 | +15V RECT |
| D615 | -15V RECT |
| D616 | PROTECT |
| D617 | REF VOLTEGE |

#: not mounted

<G MOUNT DPL>

| | | |
|-------|-----------------|------------|
| | PVM-1351Q | |
| | PVM-1354Q | |
| | PVM-1454QM | |
| | PVM-1454PM | |
| | PVM-1954Q | PVM-1350 |
| | PVM-2054QM | PVM-1450QM |
| C624 | 1000p 500V | # |
| C625 | 1000 25V | # |
| C628 | 1000p 500V | # |
| C629 | 1000 50V | # |
| C634 | 220 | # |
| CN604 | # | # |
| D613 | RGP15J | # |
| D615 | RGP15J | # |
| F602 | # | # |
| F603 | # | # |
| F604 | # | # |
| IC604 | MCT7805CT | # |
| JW601 | 12.5MM | 12.5MM |
| JW602 | 12.5MM | 12.5MM |
| JW608 | 10MM | # |
| R618 | 0.47 1/4W :FPRD | # |
| R620 | 0.47 1/4W :FPRD | # |
| R625 | 0.22 1W :RS | # |
| R625 | 470k 1/4W | # |

PVM-1350/1351Q/1354Q

The components identified by shading and mark Δ are critical for safety. Replace only with part number specified.

Les composants identifiés par une trame et une marque Δ sont critiques pour la sécurité. Ne les remplacer que par une pièce portant le numéro spécifié.

G

G

The components identified by shading and mark Δ are critical for safety. Replace only with part number specified.

Les composants identifiés par une trame et une marque Δ sont critiques pour la sécurité. Ne les remplacer que par une pièce portant le numéro spécifié.

| REF. NO. | PART NO. | DESCRIPTION | REMARK |
|----------------|-------------------------------|-------------------------------|--------|
| * A-1316-213-A | G BOARD, COMPLETE (PVM-1351Q) | | |
| | ***** (PVM-1354Q) | | |
| | (PVM-1954Q) | | |
| | (PVM-1454PM) | | |
| | (PVM-1454QM) | | |
| | (PVM-2054QM) | | |
| * A-1316-214-A | G BOARD, COMPLETE (PVM-1350) | | |
| | ***** (PVM-1450QM) | | |
| <CAPACITOR> | | | |
| C602 | Δ 1-136-360-51 | FILM 0.22MF 20% | 250V |
| C603 | Δ 1-136-360-51 | FILM 0.22MF 20% | 250V |
| C604 | Δ 1-161-741-21 | CERAMIC 0.001MF 10% | 400V |
| C605 | Δ 1-161-741-21 | CERAMIC 0.001MF 10% | 400V |
| C606 | Δ 1-161-741-21 | CERAMIC 0.001MF 10% | 400V |
| C607 | Δ 1-161-741-21 | CERAMIC 0.001MF 10% | 400V |
| C608 | Δ 1-161-953-71 | CERAMIC 0.0047MF 20% | 400V |
| C609 | Δ 1-161-953-71 | CERAMIC 0.0047MF 20% | 400V |
| C610 | Δ 1-161-953-71 | CERAMIC 0.0047MF 20% | 400V |
| C611 | Δ 1-161-953-71 | CERAMIC 0.0047MF 20% | 400V |
| C612 | Δ 1-137-484-61 | FILM 0.47MF 10% | 630V |
| C613 | 1-137-484-11 | FILM 0.47MF 10% | 630V |
| C614 | 1-129-720-00 | FILM 0.033MF 10% | 630V |
| C615 | 1-136-619-11 | FILM 0.0016MF 3% | 2KV |
| C616 | 1-124-910-11 | ELECT 47MF 20% | 35V |
| C617 | 1-136-557-11 | FILM 0.0033MF 10% | 630V |
| C618 | 1-126-096-11 | ELECT 10MF 20% | 25V |
| C619 | 1-124-911-11 | ELECT 220MF 20% | 50V |
| C620 | 1-161-754-00 | CERAMIC 0.001MF 10% | 2KV |
| C621 | 1-125-494-11 | ELECT (BLOCK) 560MF 20% | 160V |
| C622 | 1-102-038-00 | CERAMIC 0.001MF 20% | 500V |
| C623 | 1-126-944-11 | ELECT 3300MF 20% | 25V |
| C624 | 1-102-038-00 | CERAMIC 0.001MF 20% | 500V |
| C625 | 1-124-557-11 | ELECT 1000MF 20% | 25V |
| C626 | 1-102-038-00 | CERAMIC 0.001MF 20% | 500V |
| C627 | 1-124-922-11 | ELECT 1000MF 20% | 50V |
| C628 | 1-102-038-00 | CERAMIC 0.001MF 20% | 500V |
| C629 | 1-124-922-11 | ELECT 1000MF 20% | 50V |
| C630 | 1-124-907-11 | ELECT 10MF 20% | 50V |
| C631 | 1-136-853-11 | FILM 0.56MF 5% | 200V |
| C632 | 1-124-562-11 | ELECT 47MF 20% | 160V |
| C633 | 1-124-122-11 | ELECT 100MF 20% | 50V |
| C634 | 1-124-911-11 | ELECT 220MF 20% | 50V |
| C636 | 1-124-910-11 | ELECT 47MF 20% | 50V |
| C1602 | 1-137-484-11 | FILM 0.47MF 10% | 630V |
| <CONNECTOR> | | | |
| CN601 | 1-691-960-11 | PIN, CONNECTOR (PC BOARD) 3P | |
| CN602 | *1-695-561-11 | PIN, CONNECTOR (PC BOARD) 7P | |
| CN603 | *1-508-765-00 | PIN, CONNECTOR (5MM PITCH) 3P | |
| CN604 | *1-564-506-11 | PLUG, CONNECTOR 3P | |
| CN605 | *1-573-964-11 | PIN, CONNECTOR (PC BOARD) 6P | |
| CN606 | *1-564-508-11 | PLUG, CONNECTOR 5P | |
| <DIODE> | | | |
| D601 | Δ 8-719-032-39 | DIODE DSA3A4-F3 | |
| D602 | Δ 8-719-032-39 | DIODE DSA3A4-F3 | |
| D603 | Δ 8-719-032-39 | DIODE DSA3A4-F3 | |
| D604 | Δ 8-719-032-39 | DIODE DSA3A4-F3 | |
| D605 | 8-719-971-65 | DIODE RGP15J-6040 | |

| REF. NO. | PART NO. | DESCRIPTION | REMARK |
|-----------------|-----------------------|---------------------------------|--------|
| D606 | 8-719-300-33 | DIODE RU-3AM | |
| D607 | 8-719-300-33 | DIODE RU-3AM | |
| D608 | 8-719-911-19 | DIODE ISS119-25 | |
| D609 | 8-719-300-33 | DIODE RU-3AM | |
| D610 | 8-719-300-33 | DIODE RU-3AM | |
| D612 | 8-719-045-48 | DIODE FML-G12S | |
| D613 | 8-719-971-65 | DIODE RGP15J-6040 | |
| D614 | 8-719-045-48 | DIODE FML-G12S | |
| D615 | 8-719-971-65 | DIODE RGP15J-6040 | |
| D616 | 8-719-300-33 | DIODE RU-3AM | |
| D617 | 8-719-110-46 | DIODE RD16ESB3 | |
| <FUSE> | | | |
| F603 | Δ 1-532-742-11 | FUSE, GLASS TUBE 1.6A/125V | |
| | 1-533-189-11 | HOLDER, FUSE | |
| F604 | Δ 1-532-742-11 | FUSE, GLASS TUBE 1.6A/125V | |
| | 1-533-189-11 | HOLDER, FUSE | |
| <FERRITE BEAD> | | | |
| FB601 | 1-410-396-41 | FERRITE BEAD INDUCTOR 0.45UH | |
| FB602 | 1-410-396-41 | FERRITE BEAD INDUCTOR 0.45UH | |
| FB603 | 1-410-396-41 | FERRITE BEAD INDUCTOR 0.45UH | |
| FB604 | 1-410-396-41 | FERRITE BEAD INDUCTOR 0.45UH | |
| FB605 | 1-410-396-41 | FERRITE BEAD INDUCTOR 0.45UH | |
| <IC> | | | |
| IC601 | 8-749-924-69 | IC STR-M6523 | |
| | 4-382-854-11 | SCREW (M3X10), P. SW (+); IC601 | |
| IC602 | 8-749-010-47 | IC STR-S3115 | |
| | 4-382-854-11 | SCREW (M3X10), P. SW (+); IC602 | |
| IC603 | 8-759-701-56 | IC NJM78M05FA | |
| | 4-382-854-11 | SCREW (M3X10), P. SW (+); IC603 | |
| IC604 | 8-759-231-53 | IC TA7805S | |
| | 4-382-854-11 | SCREW (M3X10), P. SW (+); IC604 | |
| <JUMPER> | | | |
| JW609 | 1-410-679-31 | INDUCTOR 270UH (PVM-1353MD) | |
| <COIL> | | | |
| L601 | 1-411-215-11 | COIL, CHOKE 200UH | |
| L1601 | 1-410-679-31 | INDUCTOR 270UH (PVM-1453MD) | |
| L1602 | 1-421-421-00 | COIL, CHOKE | |
| <PHOTO COUPLER> | | | |
| PH601 | 8-749-923-50 | PHOTO COUPLER PC111YS | |
| <TRANSISTOR> | | | |
| Q601 | 8-729-140-96 | TRANSISTOR 2SD774-34 | |
| Q603 | 8-729-303-61 | TRANSISTOR 2SC3851-G | |
| | 4-382-854-11 | SCREW (M3X10), P. SW (+); Q603 | |
| <RESISTOR> | | | |
| R601 | Δ 1-202-885-91 | SOLID 1M 20% 1/2W | |
| R602 | 1-216-489-11 | METAL OXIDE 27K 5% 3W F | |

| REF. NO. | PART NO. | DESCRIPTION | REMARK |
|---------------|-----------------------|--------------------------------|--------|
| R603 | 1-216-491-11 | METAL OXIDE 56K 5% 3W F | |
| R604 | 1-249-418-11 | CARBON 1.2K 5% 1/4W | |
| R605 | 1-249-415-11 | CARBON 680 5% 1/4W | |
| R606 | 1-207-642-00 | WIREWOUND 0.15 10% 3W F | |
| R607 | 1-249-423-11 | CARBON 3.3K 5% 1/4W | |
| R608 | 1-249-426-11 | CARBON 5.6K 5% 1/4W | |
| R609 | 1-249-426-11 | CARBON 5.6K 5% 1/4W | |
| R610 | 1-249-421-11 | CARBON 2.2K 5% 1/4W | |
| R611 | 1-249-417-11 | CARBON 1K 5% 1/4W | |
| R612 | 1-249-404-00 | CARBON 82 5% 1/4W | |
| R613 | 1-249-419-11 | CARBON 1.5K 5% 1/4W | |
| R614 | 1-249-385-11 | CARBON 2.2 5% 1/4W F | |
| R615 | 1-218-265-11 | METAL 8.2M 5% 1W | |
| R616 | 1-216-341-11 | METAL OXIDE 0.22 5% 1W F | |
| R617 | 1-216-341-11 | METAL OXIDE 0.22 5% 1W F | |
| R618 | 1-249-443-11 | CARBON 0.47 5% 1/4W F | |
| R619 | 1-216-341-11 | METAL OXIDE 0.22 5% 1W F | |
| R620 | 1-249-443-11 | CARBON 0.47 5% 1/4W F | |
| R621 | 1-215-877-11 | METAL OXIDE 22K 5% 1W F | |
| R622 | 1-247-700-11 | CARBON 100 5% 1/4W | |
| R623 | 1-249-417-11 | CARBON 1K 5% 1/4W | |
| R624 | 1-216-341-11 | METAL OXIDE 0.22 5% 1W F | |
| R625 | 1-216-341-11 | METAL OXIDE 0.22 5% 1W F | |
| R626 | 1-247-895-00 | CARBON 470K 5% 1/4W | |
| R631 | 1-247-807-31 | CARBON 100 5% 1/4W | |
| R1602 | 1-215-869-11 | METAL OXIDE 1K 5% 1W F | |
| R1603 | 1-202-846-00 | SOLID 470K 20% 1/2W | |
| <RELAY> | | | |
| RY601 | Δ 1-515-738-11 | RELAY | |
| <TRANSFORMER> | | | |
| T601 | Δ 1-426-716-11 | TRANSFORMER, LINE FILTER (LFT) | |
| T602 | Δ 1-426-716-11 | TRANSFORMER, LINE FILTER (LFT) | |
| T603 | 1-427-885-11 | TRANSFORMER, CONVERTER (SRT) | |
| <THERMISTOR> | | | |
| THP60 | Δ 1-808-059-32 | THERMISTOR, POSITIVE | |
| <VARISTOR> | | | |
| VDR60 | Δ 1-809-942-71 | VARISTOR | |

9-978-399-81

Sony Corporation
B & I Systems Company

English
95E24059-1
Printed in Japan
©1995.5

The components identified by shading and mark Δ are critical for safety. Replace only with part number specified.

Les composants identifiés par une trame et une marque Δ sont critiques pour la sécurité. Ne les remplacer que par une pièce portant le numéro spécifique.

| REF. NO. | PART NO. | DESCRIPTION | REMARK | REF. NO. | PART NO. | DESCRIPTION | REMARK |
|----------|-----------------------|-------------------------------------|----------|----------|-----------------------|---|---|
| | | <SWITCH> | | | | MISCELLANEOUS | |
| S601 | Δ 1-692-921-11 | SWITCH, PUSH (A.C. POWER) | | | | ***** | |
| | *A-1390-390-A | X BOARD, COMPLETE (PVM-1351Q/1354Q) | | | | Δ 1-426-442-21 | COIL, DEMAGNETIZATION |
| | | | | | | Δ 1-451-329-11 | DEFLECTION YOKE (Y14F7A) |
| | | | | | | Δ 1-532-746-11 | FUSE, GLASS TUBE (4.0A/125V) |
| | | | | | | 1-537-735-11 | TERMINAL BOARD ASSY, I/O (A) (PVM-1351Q/1354Q) |
| | | | | | | 1-537-735-21 | TERMINAL BOARD ASSY, I/O (B) (PVM-1350) |
| | | | | | | 1-544-063-12 | SPEAKER |
| CN108 | *1-564-518-11 | PLUG, CONNECTOR 3P | | V901 | Δ 8-734-822-05 | PICTURE TUBE (M34KBE20X) (PVM-1354Q) | |
| | | | | | Δ 8-736-255-05 | PICTURE TUBE (A34JHS12X) (PVM-1350/1351Q) | |
| | | | | | | ***** | |
| | | <DIODE> | | | | ACCESSORIES AND PACKING MATERIALS | |
| DO01 | 8-719-023-78 | DIODE SEL3810DLC05 | | | | ***** | |
| DO02 | 8-719-023-78 | DIODE SEL3810DLC05 | | | | Δ 1-551-812-11 | CORD, POWER (7.0A/125V) |
| DO03 | 8-719-023-78 | DIODE SEL3810DLC05 | | | | 1-765-268-11 | CORD, CONNECTION (PVM-1351Q/1354Q) |
| DO04 | 8-719-023-78 | DIODE SEL3810DLC05 | | | | 2-990-242-01 | HOLDER (B), PLUG |
| | *A-1390-391-A | S BOARD, COMPLETE | | | | 3-758-528-21 | MANUAL, INSTRUCTION (PVM-1350) |
| | | | | | | 3-758-531-21 | MANUAL, INSTRUCTION (PVM-1351Q/1354Q) |
| | | | | | | *4-043-759-01 | INDIVIDUAL CARTON (PVM-1350) |
| | | | | | | *4-043-760-01 | INDIVIDUAL CARTON (PVM-1354Q) |
| | | | | | | *4-043-761-01 | INDIVIDUAL CARTON (PVM-1354Q) |
| | | | | | | *4-043-762-01 | CUSHION (UPPER) (ASSY) |
| | | | | | | *4-043-763-01 | CUSHION (LOWER) (ASSY) |
| | | | | | | 4-044-040-01 | LABEL, TALLY (PVM-1351Q/1354Q) |
| | | | | | | *4-381-155-01 | BAG, PROTECTION |
| | | <CAPACITOR> | | | | | |
| C805 | 1-102-978-00 | CERAMIC | 220PF | 5% | 50V | | |
| C806 | 1-136-165-00 | FILM | 0.1MF | 5% | 50V | | |
| C807 | 1-130-477-00 | MYLAR | 0.0033MF | 5% | 50V | | |
| C810 | 1-136-165-00 | FILM | 0.1MF | 5% | 50V | | |
| C811 | 1-136-165-00 | FILM | 0.1MF | 5% | 50V | | |
| C812 | 1-136-175-00 | FILM | 0.068MF | 5% | 50V | | |
| C813 | 1-124-907-11 | ELECT | 10MF | 20% | 50V | | |
| C818 | 1-136-165-00 | FILM | 0.1MF | 5% | 50V | | |
| | | <CONNECTOR> | | | | | |
| CN801 | *1-565-489-11 | CONNECTOR, BOARD TO BOARD 13P | | | | | |
| | | <IC> | | | | | |
| IC801 | 8-759-084-09 | IC Z8612812PSC | | | | | |
| | | <COIL> | | | | | |
| L801 | 1-410-470-11 | INDUCTOR | 10UH | | | | |
| | | <RESISTOR> | | | | | |
| R802 | 1-249-435-11 | CARBON | 33K | 5% | 1/4W | | |
| R803 | 1-249-433-11 | CARBON | 22K | 5% | 1/4W | | |
| R804 | 1-215-454-00 | METAL | 24K | 1% | 1/4W | | |
| R805 | 1-215-461-00 | METAL | 47K | 1% | 1/4W | | |
| R808 | 1-249-417-11 | CARBON | 1K | 5% | 1/4W | | |
| R812 | 1-249-417-11 | CARBON | 1K | 5% | 1/4W | | |
| R813 | 1-249-417-11 | CARBON | 1K | 5% | 1/4W | | |
| R815 | 1-249-423-11 | CARBON | 3.3K | 5% | 1/4W | | |
| R816 | 1-249-418-11 | CARBON | 1.2K | 5% | 1/4W | | |
| R817 | 1-249-418-11 | CARBON | 1.2K | 5% | 1/4W | | |
| R818 | 1-249-418-11 | CARBON | 1.2K | 5% | 1/4W | | |
| R819 | 1-249-418-11 | CARBON | 1.2K | 5% | 1/4W | | |
| R820 | 1-249-422-11 | CARBON | 2.7K | 5% | 1/4W | | |