



LCD Monitor

Video Products Technical Bulletin 30-2015-102R

DATE:

SUBJECT: **PARTS REGISTRATION—Q BOARD, B BOARD,
AND CONNECTOR-RELATED PARTS**



MODEL:

LMD-1530MC
LMD-1530MD
LMD-1951MC
LMD-1951MD
LMD-2110MC
LMD-2110MD
LMD-2451MC
LMD-2451MD
LMD-3251MT
LMD-3251SC
LMD-3251ST
LMD-3251TC
PVM-2551MC
 PVM-2551MD

SERIAL NO: **ALL**

*Italicized information in green applies to
customers outside the United States.*

DESCRIPTION

New Q and B boards are available. (See Table 1.)

NOTE:

- Former and new boards are not compatible; when replacing a former with a new board, replace the connector-related parts listed in Table 1 as well.
 - The new connector cover and connector bracket are compatible with both former and new boards.
 - The new boards have different-sized parallel remote connectors. To distinguish between former and new boards, refer to Figures 1 and 2 on pages 3 and 4.
-

ORDERING INFORMATION

To order parts online, go to: www.sony.com/servicesplus. For service or parts ordering assistance, refer to the following document, which lists all contact telephone numbers:

Technical Bulletin 00-1999-000


MDM15-026R2


Table 1

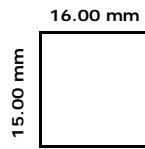
Model	Description	Former		→	New	
		Part No.	Serial Nos.		Part No.	Serial Nos.
LMD-1530MC	Q Board	1-857-454-42	5,100,001–5,103,053	→	1-857-454-43	5,103,054 and Higher
	Connector label	4-256-828-21			4-256-828-22	
	Connector Cover	—			4-562-898-01	
LMD-1530MD	Q Board	1-857-454-42	3,100,001–3,103,205	→	1-857-454-43	3,103,206 and Higher
	Connector label	4-256-828-21			4-256-828-12	
	Connector Cover	—			4-562-898-01	
LMD-1951MC	B Board	1-895-560-11	5,200,001–5,200,297	→	1-895-560-12	5,200,298 and Higher
	Connector bracket	4-299-021-01			4-299-021-02	
LMD-1951MD	B Board	1-895-560-11	3,200,001–3,103,429	→	1-895-560-12	3,203,430 and Higher
	Connector bracket	4-299-021-01			4-299-021-02	
LMD-2110MC	Q Board	1-857-454-42	5,200,001–5,201,941	→	1-857-454-43	5,201,942 and Higher
	Connector label	4-256-828-11			4-256-828-22	
	Connector Cover	—			4-562-898-01	
LMD-2110MD	Q Board	1-857-454-42	3,200,001–3,205,044	→	1-857-454-43	3,205,045 and Higher
	Connector label	4-256-828-21			4-256-828-12	
	Connector Cover	—			4-562-898-01	
LMD-2451MC	B Board	1-893-486-11	5,200,001–5,201,263	→	1-893-486-12	5,201,264 and Higher
	Connector plate assy	X-2546-581-1			X-2546-581-2	
LMD-2451MD	B Board	1-893-486-11	3,200,001–3,201,808	→	1-893-486-12	3,201,809 and Higher
	Connector plate assy	X-2546-581-1			X-2546-581-2	
LMD-3251MT	B Board	1-895-450-31	3,100,001–3,100,268	→	1-895-450-32	3,100,269 and Higher
	Connector bracket assy	X-2345-648-1			X-2345-648-2	
LMD-3251SC	B Board	1-895-450-41	5,000,001–5,000,064	→	1-895-450-42	5,000,065 and Higher
	Connector bracket assy	X-2345-648-1			X-2345-648-2	
LMD-3251ST	B Board	1-895-450-41	3,100,001–3,100,200	→	1-895-450-42	3,100,201 and Higher
	Connector bracket assy	X-2345-648-1			X-2345-648-2	
LMD-3251TC	B Board	1-895-450-31	5,100,001–5,100,104	→	1-895-450-32	5,100,105 and Higher
	Connector bracket assy	X-2345-648-1			X-2345-648-2	
PVM-2551MC	B Board	1-857-456-81	5,000,001–5,000,437	→	1-857-456-82	5,000,438 and Higher
	Connector bracket	—			4-572-147-02	
PVM-2551MD	B Board	1-857-456-81	3,000,239–3,001,921	→	1-857-456-82	3,001,922 and Higher
	Connector bracket	—			4-572-147-02	

CONNECTOR LABEL

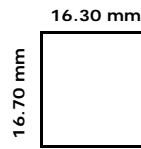
4-256-828-11/12
4-256-828-21/22



FORMER (4-256-828-11/21)

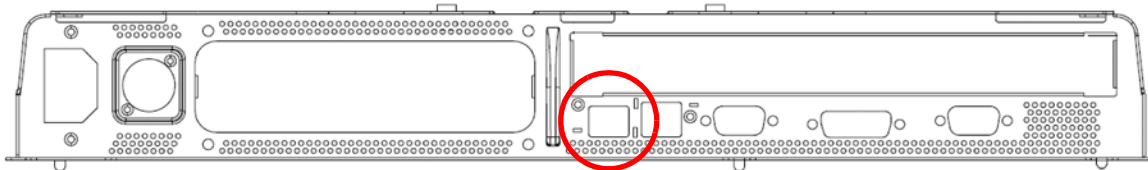


NEW (4-256-828-12/22)

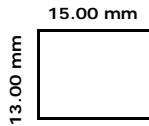


CONNECTOR PLATE

4-299-828-01/02



FORMER (4-299-828-01)



NEW (4-299-828-02)

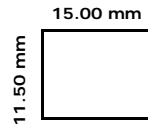
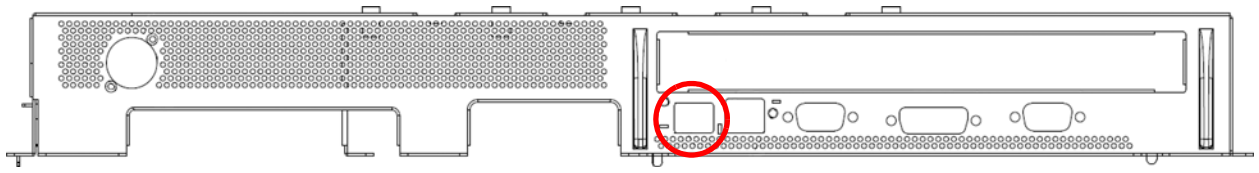
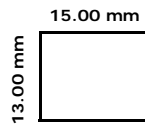


Figure 1

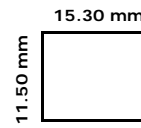
CONNECTOR PLATE
X-2546-581-1/2



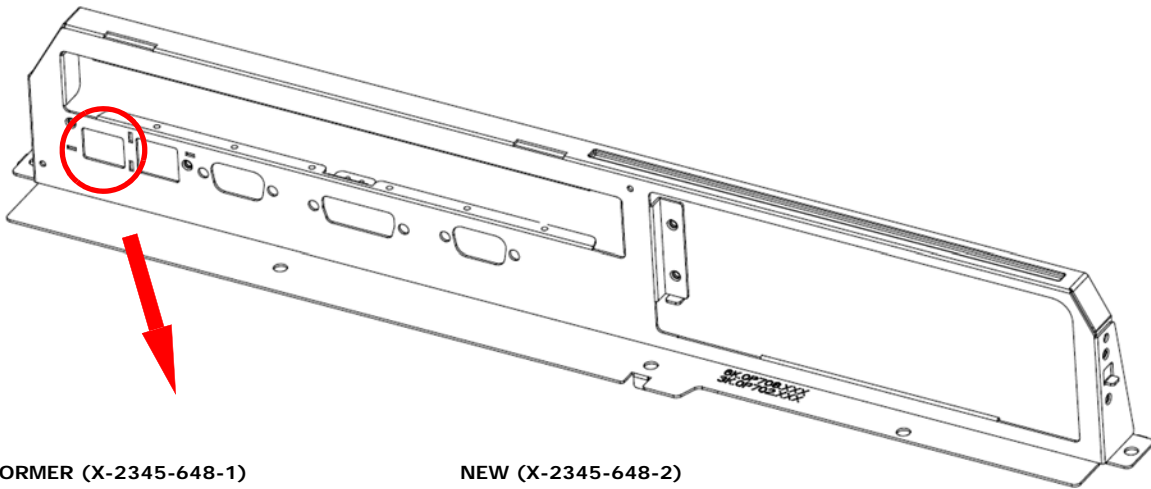
FORMER (X-2546-581-1)



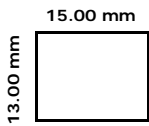
NEW (X-2546-581-2)



CONNECTOR PLATE
X-2345-648-1/2



FORMER (X-2345-648-1)



NEW (X-2345-648-2)

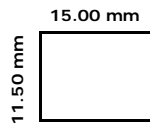


Figure 2