



Display

Date: **June 11, 2001**

Subject: **CAUTION ON CRT REPLACEMENT**

Model: **BVM-20F1E, BVM-20F1U, BVM-20G1E
BVM-20G1U, BVM-20M4DE/R
BVM-20M4E/R, BVM-D20F1E
BVM-D20F1U, PVM-20M4E, PVM-20M4U
PVM-20M7MDE**

Serial No: **SEE TEXT**

Italicized information in green applies to Europe, Middle East and Africa.

DESCRIPTION

The surface of a new CRT, coated with optical PET film, may be scratched more easily than a former CRT without film. When replacing a CRT according to information in Table 1, perform the following modification procedure.

PARTS REQUIRED (FOR BVM SERIES ONLY)

Part No.	Description	Qty.
4-081-068-01	Cushion	2
4-081-069-01	Cushion	2
4-081-550-01	Cushion	1

MODIFICATION PROCEDURE

Cleaning of CRT

To clean the CRT, gently wipe the surface with a soft cloth. To remove fingerprints, neutral detergent diluted with water may be used.

CAUTION:

- Take care not to scratch surface of the CRT.
- Do not use a cleansing agent which contains alkali detergent, alcohol, benzene or thinner.

FOR BVM SERIES ONLY:

Addition of Cushions

1. Remove the bezel from the unit and add two cushions (4-081-068-01) to the bezel. (See Figure 1.)
2. Add one cushion (4-081-550-01) to the bezel bracket (L). (See Figure 2).
3. If a 16:9 mask is used, add two cushions (4-081-069-01).
4. Install the bezel.

NOTE: It is not necessary to affix cushions to a 4:3 mask.

Table 1

Model	Serial Number	Former CRT without Film	CRT with Film
<i>BVM-20F1E</i>	<i>2,000,001—2,010,000</i>	<i>8-736-374-05</i>	<i>8-737-258-05</i>
BVM-20F1U	2,000,001—2,010,000	8-736-375-05	8-737-264-05
<i>BVM-20G1E</i>	<i>2,000,001—2,010,000</i>	<i>8-736-378-05</i>	<i>8-737-259-05</i>
BVM-20G1U	2,000,001—2,010,000	8-736-380-05	8-737-265-05
<i>BVM-20M4DE/R</i>	<i>2,000,001—2,110,060</i>	<i>8-736-379-05</i>	<i>8-737-260-05</i>
<i>BVM-20M4E/R</i>	<i>2,000,001—2,110,236</i>	<i>8-736-379-05</i>	<i>8-737-260-05</i>
<i>BVM-D20F1E</i>	<i>2,000,001—2,010,000</i>	<i>8-736-374-05</i>	<i>8-737-258-05</i>
BVM-D20F1U	2,000,001—2,010,000	8-736-375-05	8-737-264-05
<i>PVM-20M4E</i>	<i>2,000,001—2,014,951</i>	<i>8-736-379-05</i>	<i>8-737-260-05</i>
PVM-20M4U	2,000,001—2,015,720	8-736-381-05	8-737-266-05
<i>PVM-20M7MDE</i>	<i>2,000,001—2,002,630</i>	<i>8-736-379-05</i>	<i>8-737-260-05</i>

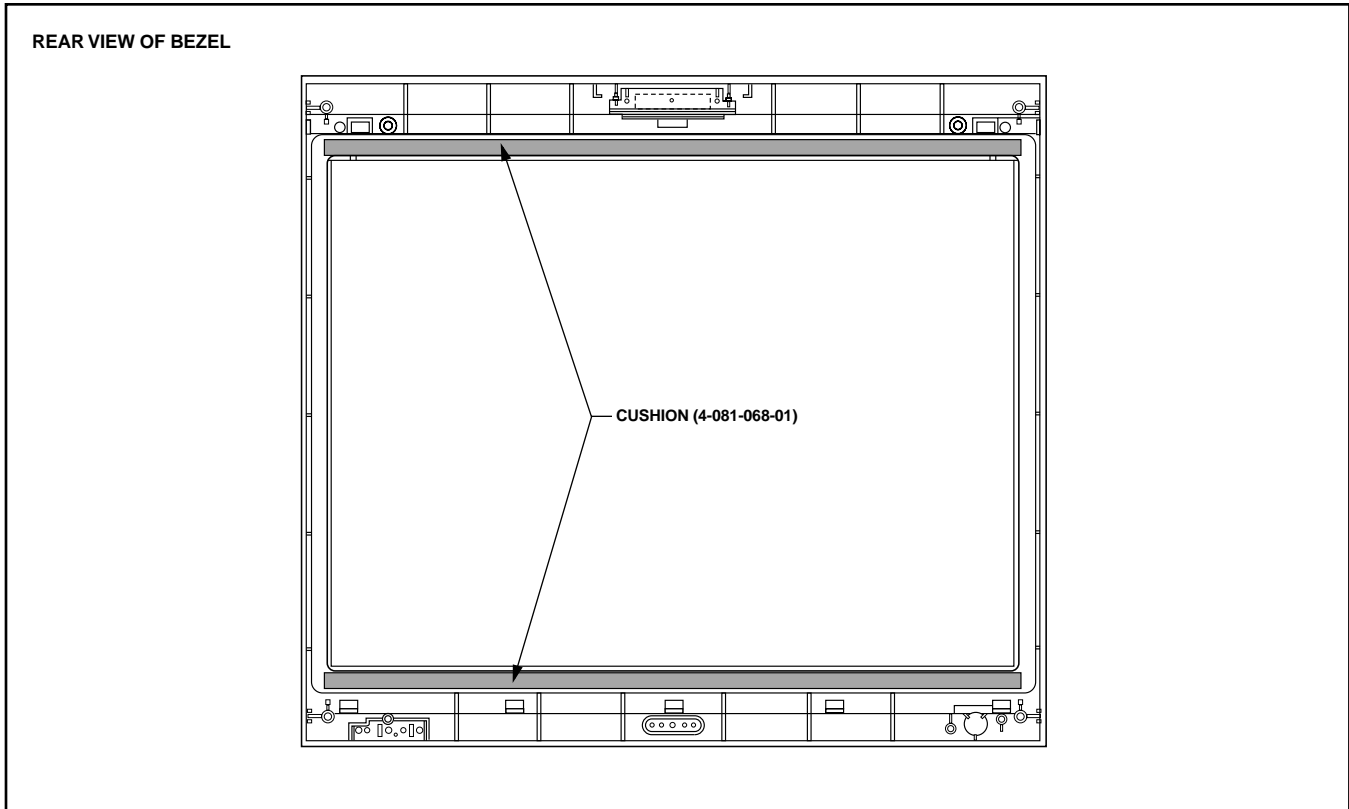


Figure 1




Figure 2

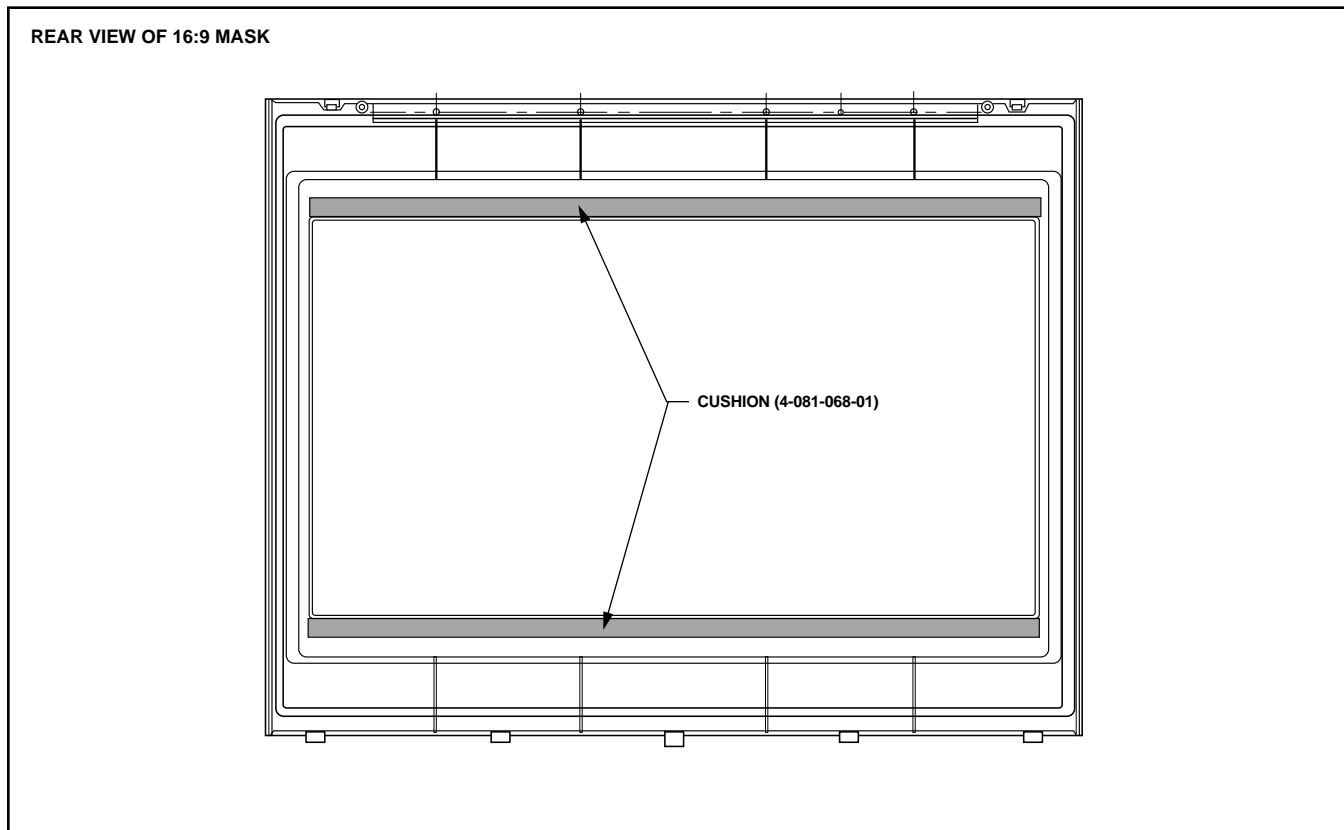


Figure 3

ORDERING INFORMATION

NOTE: To order upgrades or for regional service center and parts ordering information, refer to the following document, which lists all contact telephone numbers:

Technical Bulletin 001999000

Canadian customers: Please order parts from your usual supplier.