



Broadcast Products Technical Bulletin 20-2004-257

DATE: December 20, 2004

SUBJECT: **MANUAL CORRECTION—CAPACITORS ON D BOARD**

MODEL: ***BVM-D9H1A***
BVM-D9H1A/1
BVM-D9H1A/2
BVM-D9H1E
BVM-D9H1E/1
BVM-D9H1E/2
BVM-D9H1E/3
BVM-D9H1U
BVM-D9H1U/1
BVM-D9H1U/2
BVM-D9H5A
BVM-D9H5A/1
BVM-D9H5A/2
BVM-D9H5E
BVM-D9H5E/1
BVM-D9H5E/2
BVM-D9H5E/3
BVM-D9H5U
BVM-D9H5U/1
BVM-D9H5U/2

SERIAL NO: **ALL**

Italicized information in green applies to customers outside the United States.

DESCRIPTION

Correct the following manual as shown in Figures 1 and 2.
 BVM-D9H Series Maintenance Manual, 1st Edition


SECTION 9 ELECTRICAL PARTS LIST D BOARD		
		
Ref. No.	Part No.	Description
C1620	1-128-339-11	ELECT 2200 μ F 6.3V
	↓	↓
	[1-107-878-11]	[ELECT 2200 μ F 10V]
C2614 C2622	1-128-339-11	ELECT 2200 μ F 10V
	↓	
	[1-107-878-11]	
C2617 C2624	1-107-889-11	ELECT 220 μ F 10V
	↓	
	[1-107-875-91]	

Figure 1




	SECTION 9 ELECTRICAL PARTS LIST D BOARD		
	Ref. No.	Part No.	Description
	C1600	1-107-914-11	ELECT 1000 μ F 25V
	C1618		
	C2612		
	C2620		
	C3612		
	C3619		
		↓	
		1-107-491-91	

Figure 2